

Monongalia Primary Election
May 10, 1994

Dem U S SENATOR
Robert C Byrd

Prec	Votes
1	121
2	161
3	98
4	171
5	112
6	36
7	46
8	110
9	119
10	21
12	29
13	49
14	60
15	124
16	96
17	79
18	18
20	32
21	42
22	22
23	174
24	124
25	176
26	80
27	98
28	102
29	88
30	60
31	130
32	71
33	99
34	72
35	79
36	31
37	61
38	192
39	71
40	51
41	43
42	62
44	120
46	86

Prec	Votes
47	101
48	68
49	24
51	60
52	71
53	50
54	76
55	72
56	19
58	15
59	105
60	52
61	157
62	130
63	37
64	66
67	105
68	76
69	105
70	125
71	102
72	77
73	133
74	130
75	88
76	15
77	198
78	125
79	180
80	90
81	90
82	57
83	121
84	62
85	47
86	113
87	121
88	86
90	76
91	84
92	128

7253

72

7325

Challenged Votes
Total Votes

Winnongalia Primary Election
May 10, 1994

Dem U S SENATOR
Paul Nuchims

Prec	Votes
1	12
2	6
3	3
4	6
5	6
6	5
7	7
8	10
9	5
10	1
12	2
13	5
14	4
15	5
16	4
17	6
18	3
20	2
21	3
22	0
23	5
24	8
25	13
26	3
27	2
28	1
29	5
30	5
31	5
32	4
33	11
34	9
35	9
36	4
37	4
38	20
39	4
40	3
41	6
42	6
44	11
46	9

Prec	Votes
47	5
48	2
49	5
51	5
52	3
53	4
54	6
55	8
56	5
58	2
59	14
60	3
61	16
62	11
63	2
64	3
67	3
68	7
69	8
70	10
71	3
72	1
73	12
74	4
75	4
76	2
77	8
78	13
79	10
80	6
81	3
82	3
83	6
84	4
85	4
86	4
87	0
88	2
90	3
91	1
92	10

Challenged Votes
Total Votes

467
1
468

Monongalia Primary Election
May 10, 1994

Dem U S SENATOR
John M Fuller

Prec	Votes	Prec	Votes
1	8	47	11
2	11	48	9
3	3	49	1
4	4	51	5
5	6	52	4
6	3	53	5
7	1	54	7
8	2	55	6
9	8	56	3
10	2	58	3
12	0	59	11
13	5	60	8
14	2	61	15
15	6	62	12
16	3	63	1
17	4	64	7
18	1	67	15
20	4	68	10
21	1	69	7
22	0	70	6
23	8	71	7
24	12	72	4
25	14	73	9
26	2	74	9
27	4	75	3
28	8	76	4
29	5	77	13
30	2	78	10
31	12	79	14
32	3	80	6
33	6	81	6
34	10	82	5
35	11	83	11
36	2	84	2
37	7	85	3
38	20	86	6
39	4	87	6
40	3	88	7
41	1	90	9
42	4	91	3
44	23	92	16
46	5		

539
3

Challenged Votes
Total Votes

542

Winnongolia Primary Election
May 10, 1994

Dem US Hs Rep Dist 1
Alan B Mollohan

Prec	Votes
1	108
2	132
3	73
4	131
5	82
6	32
7	45
8	85
9	110
10	19
12	21
13	47
14	53
15	106
16	72
17	73
18	18
20	25
21	34
22	18
23	144
24	103
25	149
26	64
27	84
28	79
29	86
30	52
31	125
32	62
33	101
34	79
35	81
36	30
37	62
38	186
39	59
40	44
41	39
42	64
44	123
46	77

Prec	Votes
47	92
48	65
49	22
51	53
52	68
53	46
54	66
55	70
56	19
58	15
59	106
60	44
61	141
62	134
63	35
64	68
67	109
68	79
69	102
70	110
71	93
72	63
73	124
74	101
75	79
76	21
77	178
78	112
79	158
80	80
81	81
82	52
83	118
84	56
85	38
86	100
87	102
88	75
90	75
91	78
92	119

Challenged Votes
Total Votes

6524
60
6584

Monongalia Primary Election
May 10, 1994

Dem St Sen Dist 13
Michael A Oliverio II

Prec	Votes	Prec	Votes
1	79	47	47
2	96	48	29
3	59	49	9
4	87	51	24
5	63	52	25
6	22	53	16
7	33	54	33
8	53	55	25
9	67	56	3
10	16	58	13
12	19	59	
13	29	60	
14	36	61	
15	70	62	
16	63	63	
17	48	64	
18	14	67	
20	22	68	
21	19	69	
22	13	70	83
23	132	71	55
24	96	72	36
25	141	73	100
26	56	74	57
27	73	75	59
28	79	76	16
29	63	77	
30	29	78	
31	73	79	133
32	44	80	68
		81	59
		82	35
35	59	83	80
36	18	84	39
		85	
		86	82
39	55	87	81
40	18	88	64
41	28	90	62
42	31	91	64
44	48	92	71
46	36		
			3455
			40
			3495

Challenged Votes
Total Votes

Monongalia Primary Election
May 10, 1994

Dem St Sen Dist 13
Eugene Claypole

Prec	Votes	Prec	Votes
1	61	47	77
2	83	48	48
3	48	49	21
4	91	51	43
5	67	52	52
6	24	53	43
7	23	54	56
8	67	55	59
9	68	56	23
10	9	58	9
12	12	59	
13	35	60	
14	31	61	
15	69	62	
16	42	63	
17	50	64	
18	8	67	
20	17	68	
21	26	69	
22	9	70	63
23	55	71	59
24	51	72	46
25	73	73	57
26	32	74	92
27	37	75	41
28	35	76	7
29	39	77	
30	36	78	
31	69	79	73
32	36	80	42
33		81	41
34		82	34
35	43	83	60
36	19	84	30
37		85	
38		86	42
39	21	87	47
40	36	88	32
41	21	90	28
42	38	91	30
44	111	92	84
46	62		

Challenged Votes
Total Votes

2993
20
3013

Monongalia Primary Election
May 10, 1994

Dem St Sen Dist 14
John Michael "Mike" Withers

Prec	Votes
33	70
34	51
37	40
38	130
59	78
60	41
61	101
62	94
63	27
64	39
67	84
68	44
69	72
77	130
78	73
85	32

1106

Challenged Votes
Total Votes

2
1108

Dem St Sen Dist 14
Ed Kerns

Prec	Votes
33	31
34	31
37	23
38	73
59	44
60	14
61	60
62	44
63	10
64	25
67	31
68	44
69	23
77	44
78	35
85	11

543

Challenged Votes
Total Votes4
547

Monongalia Primary Election
May 10, 1994

Dem St Sen Dist 14 Unex Term
David E Miller

Prec	Votes
33	81
34	68
37	51
38	143
59	87
60	36
61	110
62	111
63	33
64	49
67	88
68	60
69	83
77	136
78	89
85	29

1254

Challenged Votes
Total Votes

2
1256

Dem Dist 44 Hs of Dele
Dick Jarvis

Prec	Votes	Prec	Votes
1	39	47	51
2	51	48	25
3	26	49	16
4	60	51	22
5	26	52	30
6	12	53	15
7	14	54	28
8	22	55	38
9	53	56	11
10	8	58	5
12	13	59	44
13	23	60	14
14	27	61	78
15	53	62	
16	38	63	17
17	31	64	22
18	13	67	37
20	15	68	35
21	17	69	62
22	15	70	43
23	76	71	35
24	66	72	28
25	136	73	56
26	35	74	74
27	44	75	38
28	55	76	12
29	70	77	66
30	13	78	43
31	47	79	75
32	30	80	38
33	38	81	25
34	41	82	34
35	35	83	57
36	17	84	25
37	32	85	11
38	85	86	32
39	29	87	36
40	25	88	25
41	14	90	37
42	32	91	35
44	67	92	51
46	46		

3015

Challenged Votes
Total Votes

35

3050

Monongalia Primary Election
May 10, 1994

Dem Dist 44 Hs of Dele
Don Roderick

Prec	Votes	Prec	Votes
1	37	47	33
2	35	48	19
3	24	49	13
4	31	51	14
5	9	52	16
6	5	53	6
7	13	54	15
8	14	55	17
9	30	56	4
10	7	58	12
12	11	59	36
13	23	60	9
14	20	61	56
15	30	62	
16	19	63	18
17	25	64	27
18	4	67	43
20	15	68	48
21	9	69	54
22	3	70	78
23	39	71	57
24	30	72	41
25	64	73	92
26	18	74	65
27	28	75	62
28	23	76	1
29	30	77	52
30	18	78	34
31	45	79	45
32	29	80	40
33	31	81	21
34	24	82	24
35	31	83	32
36	5	84	13
37	18	85	9
38	83	86	14
39	15	87	21
40	11	88	18
41	7	90	15
42	13	91	14
44	51	92	69
46	38		

Challenged Votes
Total Votes

2272
17
2289

Monongalia Primary Election
May 10, 1994

Dem Dist 44 Hs of Dele
Robert Umble Jr

Prec	Votes	Prec	Votes
1	32	47	27
2	36	48	4
3	17	49	5
4	23	51	7
5	11	52	17
6	7	53	10
7	7	54	7
8	15	55	19
9	20	56	3
10	2	58	6
12	9	59	51
13	8	60	30
14	10	61	51
15	21	62	
16	17	63	4
17	14	64	12
18	2	67	21
20	6	68	23
21	5	69	20
22	2	70	20
23	24	71	10
24	27	72	9
25	20	73	25
26	10	74	12
27	14	75	16
28	11	76	2
29	20	77	33
30	9	78	31
31	36	79	54
32	16	80	25
33	37	81	34
34	17	82	23
35	29	83	31
36	3	84	11
37	16	85	10
38	36	86	17
39	6	87	22
40	7	88	15
41	6	90	21
42	14	91	20
44	32	92	22
46	13		

Challenged Votes
Total Votes

1447
10
1457

Monongalia Primary Election
May 10, 1994

Dem Dist 44 Hs of Dele
Tommy Allman

Prec	Votes	Prec	Votes
1	51	47	48
2	50	48	29
3	12	49	9
4	35	51	8
5	18	52	9
6	10	53	7
7	16	54	18
8	21	55	24
9	45	56	8
10	6	58	6
12	5	59	33
13	11	60	15
14	18	61	42
15	34	62	
16	20	63	10
17	10	64	19
18	8	67	37
20	17	68	29
21	12	69	39
22	1	70	51
23	38	71	28
24	34	72	25
25	50	73	39
26	20	74	49
27	27	75	42
28	31	76	2
29	27	77	71
30	19	78	45
31	52	79	48
32	23	80	36
33	28	81	26
34	32	82	18
35	37	83	44
36	9	84	12
37	16	85	13
38	72	86	19
39	13	87	27
40	5	88	19
41	3	90	24
42	15	91	22
44	30	92	51
46	26		

2108

Challenged Votes
Total Votes

18

2126

471

Monongalia Primary Election
May 10, 1994Dem Dist 44 Hs of Dele
Greg Sayre

Prec	Votes	Prec	Votes
1	41	47	13
2	58	48	10
3	32	49	7
4	63	51	16
5	52	52	10
6	21	53	14
7	12	54	27
8	37	55	19
9	28	56	4
10	7	58	4
12	10	59	40
13	19	60	21
14	21	61	55
15	38	62	
16	33	63	15
17	24	64	20
18	3	67	28
20	9	68	30
21	16	69	25
22	6	70	32
23	41	71	17
24	36	72	15
25	37	73	33
26	19	74	28
27	24	75	20
28	25	76	6
29	12	77	49
30	21	78	36
31	34	79	46
32	17	80	21
33	27	81	26
34	23	82	15
35	27	83	41
36	9	84	8
37	17	85	19
38	53	86	36
39	21	87	29
40	8	88	32
41	7	90	16
42	16	91	22
44	32	92	31
46	23		

Challenged Votes
Total Votes1995
21
2016

Monongalia Primary Election
May 10, 1994

Dem Dist 44 Hs of Dele
Stephen P Malcolm

Prec	Votes	Prec	Votes
1	14	47	15
2	12	48	6
3	8	49	6
4	20	51	5
5	11	52	2
6	5	53	2
7	4	54	6
8	13	55	4
9	13	56	0
10	2	58	3
12	0	59	16
13	8	60	6
14	6	61	25
15	9	62	
16	8	63	1
17	14	64	7
18	2	67	16
20	3	68	7
21	4	69	10
22	3	70	11
23	8	71	10
24	11	72	4
25	23	73	20
26	9	74	9
27	5	75	6
28	8	76	3
29	9	77	22
30	6	78	16
31	12	79	19
32	6	80	16
33	14	81	5
34	18	82	5
35	20	83	12
36	5	84	4
37	13	85	4
38	30	86	11
39	3	87	4
40	2	88	8
41	3	90	8
42	8	91	5
44	21	92	17
46	6		

755

Challenged Votes
Total Votes

6
761

Monongalia Primary Election
May 10, 1994Dem Dist 44 Hs of Dele
Jim Weaver

Prec	Votes	Prec	Votes
1	20	47	30
2	32	48	13
3	7	49	4
4	16	51	10
5	6	52	15
6	6	53	12
7	7	54	10
8	6	55	18
9	17	56	4
10	3	58	3
12	5	59	21
13	6	60	6
14	15	61	26
15	22	62	
16	9	63	11
17	8	64	10
18	2	67	23
20	5	68	21
21	7	69	14
22	1	70	20
23	18	71	9
24	16	72	14
25	21	73	16
26	12	74	29
27	9	75	10
28	18	76	3
29	9	77	26
30	8	78	22
31	32	79	31
32	19	80	15
33	20	81	10
34	22	82	9
35	17	83	21
36	5	84	10
37	10	85	9
38	35	86	9
39	3	87	10
40	11	88	13
41	3	90	14
42	15	91	12
44	38	92	19
46	15		

1138

Challenged Votes
Total Votes6
1144

Monongalia Primary Election
May 10, 1994

Dem Dist 44 Hs of Dele
Barbara E Fleischauner

Prec	Votes	Prec	Votes
1	67	47	50
2	89	48	30
3	57	49	13
4	93	51	31
5	96	52	32
6	25	53	22
7	26	54	39
8	80	55	35
9	62	56	13
10	13	58	11
12	17	59	60
13	33	60	32
14	30	61	89
15	73	62	
16	59	63	12
17	57	64	34
18	10	67	58
20	13	68	34
21	21	69	50
22	9	70	65
23	86	71	51
24	73	72	26
25	79	73	61
26	37	74	45
27	56	75	28
28	52	76	11
29	46	77	95
30	29	78	66
31	68	79	96
32	37	80	54
33	52	81	49
34	40	82	23
35	39	83	58
36	14	84	40
37	27	85	27
38	93	86	76
39	41	87	59
40	33	88	52
41	17	90	46
42	21	91	40
44	61	92	60
46	40		

3744

Challenged Votes
Total Votes

30
3774

Monongalia Primary Election
May 10, 1994

Dem Dist 44 Hs of Dele
Brian Gallagher

Prec	Votes	Prec	Votes
1	59	47	47
2	90	48	28
3	64	49	8
4	102	51	28
5	83	52	41
6	33	53	24
7	34	54	47
8	80	55	35
9	62	56	14
10	12	58	8
12	10	59	66
13	38	60	33
14	33	61	82
15	83	62	
16	56	63	16
17	64	64	31
18	9	67	52
20	12	68	42
21	27	69	51
22	10	70	58
23	102	71	49
24	88	72	27
25	79	73	55
26	39	74	58
27	68	75	36
28	59	76	11
29	42	77	119
30	28	78	81
31	71	79	109
32	31	80	56
33	58	81	62
34	34	82	24
35	40	83	63
36	23	84	33
37	32	85	27
38	101	86	81
39	53	87	80
40	22	88	56
41	25	90	47
42	32	91	55
44	53	92	61
46	35		

3977

Challenged Votes
Total Votes

45

4022

Monongalia Primary Election
May 10, 1994

Dem Dist 44 Hs of Dele
Robert C "Bob" Beach

Prec	Votes
1	56
2	62
3	31
4	71
5	40
6	14
7	24
8	45
9	48
10	5
12	9
13	25
14	21
15	63
16	41
17	46
18	10
20	6
21	14
22	11
23	68
24	49
25	66
26	26
27	38
28	36
29	36
30	18
31	42
32	29
33	37
34	23
35	33
36	11
37	31
38	86
39	29
40	36
41	33
42	48
44	83
46	50

Prec	Votes
47	55
48	34
49	14
51	40
52	62
53	44
54	61
55	52
56	14
58	13
59	42
60	23
61	50
62	
63	19
64	32
67	48
68	27
69	43
70	27
71	52
72	32
73	53
74	55
75	24
76	7
77	85
78	49
79	56
80	41
81	40
82	22
83	55
84	30
85	23
86	49
87	45
88	33
90	23
91	32
92	61

3117
29
3146

Challenged Votes
Total Votes

477

Monongalia Primary Election
May 10, 1994

Dem Dist 44 Hs of Dele
Stephen L Cook

Prec	Votes	Prec	Votes
1	62	47	38
2	76	48	36
3	45	49	7
4	78	51	30
5	69	52	35
6	23	53	24
7	24	54	36
8	71	55	31
9	70	56	18
10	9	58	9
12	9	59	51
13	31	60	25
14	33	61	71
15	67	62	
16	35	63	17
17	45	64	35
18	10	67	57
20	17	68	20
21	15	69	45
22	7	70	44
23	74	71	50
24	54	72	28
25	75	73	59
26	28	74	65
27	56	75	36
28	35	76	9
29	35	77	101
30	30	78	72
31	74	79	92
32	38	80	41
33	50	81	40
34	36	82	26
35	42	83	61
36	14	84	33
37	40	85	29
38	91	86	65
39	31	87	60
40	21	88	38
41	21	90	40
42	29	91	45
44	57	92	67
46	34		

3447

Challenged Votes
Total Votes

35
3482

Monongalia Primary Election
May 10, 1994

Dem Dist 42, 's of Dele

	Prec	Votes	Challenged	Total Votes
John Taylor	62	52	0	52
Jack F "Jack" Bennett	62	35	0	35
Edwin L Bunner	62	37	0	37

Monongalia Primary Election
May 10, 1994

Dem State Comm (F) Dist 13
Shelby (Bosley) Leary

Prec	Votes	Prec	Votes
1	63	41	30
2	75	42	44
3	42	44	72
4	74	46	52
5	45	47	67
6	23	48	43
7	22	49	18
8	60	51	53
9	55	52	56
10	4	53	42
12	9	54	50
13	21	55	50
14	23	56	20
15	60	58	12
16	46	70	71
17	47	71	55
18	7	72	39
20	18	73	70
21	14	74	69
22	7	75	34
23	62	76	9
24	51	79	83
25	70	80	44
26	20	81	54
27	38	82	32
28	44	83	60
29	42	84	38
30	29	86	45
31	72	87	40
32	42	88	34
35	30	90	27
36	17	91	33
39	30	92	79
40	40		

2827

Challenged Votes
Total Votes

23
2850

Monongalia Primary Election
May 10, 1994

Dem State Comm (F) Dist 13
Paula Rossi Wiley

Prec	Votes	Prec	Votes
1	10	41	8
2	16	42	6
3	6	44	14
4	14	46	7
5	4	47	18
6	5	48	8
7	6	49	3
8	6	51	4
9	12	52	6
10	2	53	2
12	6	54	7
13	7	55	9
14	6	56	4
15	10	58	4
16	11	70	17
17	8	71	14
18	1	72	8
20	3	73	13
21	2	74	18
22	0	75	5
23	20	76	1
24	17	79	19
25	18	80	10
26	9	81	6
27	9	82	10
28	9	83	18
29	10	84	4
30	5	86	10
31	18	87	15
32	6	88	6
35	14	90	8
36	4	91	15
39	4	92	10
40	9		

594

Challenged Votes
Total Votes

5
599

Morongalia Primary Election
May 10, 1994Dem State Comm (F) Dist 13
Yolanda Napple

Prec	Votes	Prec	Votes
1	11	41	5
2	5	42	4
3	3	44	7
4	2	46	2
5	9	47	8
6	4	48	1
7	2	49	3
8	4	51	3
9	8	52	2
10	1	53	4
12	7	54	5
13	2	55	8
14	3	56	0
15	5	58	1
16	5	70	7
17	4	71	5
18	0	72	3
20	2	73	12
21	2	74	4
22	0	75	9
23	5	76	1
24	9	79	14
25	7	80	6
26	2	81	2
27	4	82	2
28	3	83	5
29	4	84	2
30	3	86	6
31	5	87	11
32	5	88	3
35	6	90	1
36	1	91	2
39	4	92	7
40	0		
			292
			2
			294

Challenged Votes
Total Votes

Monongalia Primary Election
May 10, 1994

Dem State Comm (F) Dist 13
Thelma J Gibson

Prec	Votes
1	75
2	84
3	50
4	92
5	49
6	19
7	24
8	64
9	66
10	13
12	14
13	30
14	39
15	83
16	52
17	44
18	14
20	19
21	20
22	11
23	97
24	64
25	103
26	46
27	54
28	64
29	65
30	43
31	85
32	49
35	54
36	22
39	43
40	22

Prec	Votes
41	17
42	32
44	81
46	51
47	55
48	43
49	14
51	28
52	28
53	24
54	34
55	34
56	16
58	12
70	73
71	60
72	47
73	85
74	60
75	57
76	14
79	110
80	51
81	46
82	30
83	83
84	34
86	79
87	69
88	54
90	53
91	50
92	81

3278

Challenged Votes
Total Votes

45
3323

Monongalia Primary Election
May 10, 1994Dem State Comm (F) Dist 13
Anne Hearst

Prec	Votes	Prec	Votes
1	42	41	5
2	43	42	15
3	35	44	34
4	43	46	17
5	26	47	31
6	8	48	12
7	15	49	8
8	32	51	6
9	42	52	12
10	9	53	1
12	6	54	6
13	11	55	16
14	23	56	4
15	27	58	3
16	30	70	37
17	21	71	24
18	7	72	19
20	7	73	38
21	18	74	25
22	7	75	21
23	48	76	6
24	38	79	59
25	46	80	25
26	28	81	19
27	33	82	21
28	34	83	30
29	20	84	10
30	9	86	21
31	36	87	34
32	11	88	28
35	31	90	32
36	8	91	29
39	24	92	31
40	5		
			1502
			12
			1514

Challenged Votes
Total Votes

Monongalia Primary Election
May 10, 1994

Dem State Comm (F) Dist 13
Patricia A Bunner

Prec	Votes
1	29
2	36
3	8
4	30
5	11
6	4
7	12
8	12
9	27
10	2
12	4
13	5
14	13
15	16
16	17
17	22
18	3
20	3
21	5
22	6
23	19
24	20
25	40
26	11
27	12
28	17
29	17
30	18
31	25
32	13
35	23
36	5
39	9
40	14

Prec	Votes
41	12
42	24
44	51
46	24
47	30
48	13
49	6
51	21
52	35
53	19
54	51
55	29
56	3
58	7
70	21
71	27
72	8
73	27
74	35
75	16
76	2
79	21
80	25
81	19
82	12
83	17
84	15
86	14
87	18
88	13
90	14
91	9
92	25

1171

Challenged Votes
Total Votes

5
1176

485

Monongalia Primary Election
May 10, 1994

Dem St Comm (F) Dist 14
Charlene Withers

Prec	Votes
33	59
34	58
37	37
38	105
59	67
60	26
61	83
62	72
63	25
64	44
67	57
68	39
69	48
77	92
78	43
85	25

880

Challenged Votes
Total Votes

1
881

Monongalia Primary Election
May 10, 1994

Dem St Comm (F) Dist 14
Reva V Green

Prec	Votes
33	13
34	18
37	9
38	33
59	24
60	8
61	12
62	22
63	9
64	9
67	18
68	20
69	16
77	16
78	8
85	9

244

Challenged Votes
Total Votes

1
245

487

Monongalia Primary Election
May 10, 1994

Dem St Comm (F) Dist 14
Carye L Blaney

Prec	Votes
33	69
34	51
37	44
38	143
59	92
60	35
61	106
62	93
63	25
64	47
67	82
68	59
69	81
77	124
78	88
85	30

1169

Challenged Votes
Total Votes

5
1174

Monongalia Primary Election
May 10, 1994

Dem State Comm(M)Dist 13
Cyril O Minnick

Prec	Votes	Prec	Votes
1	30	41	11
2	31	42	9
3	15	44	35
4	33	46	19
5	20	47	25
6	6	48	6
7	9	49	10
8	27	51	7
9	24	52	12
10	5	53	3
12	11	54	16
13	9	55	10
14	15	56	1
15	26	58	5
16	20	70	16
17	18	71	18
18	2	72	12
20	6	73	30
21	11	74	17
22	2	75	9
23	23	76	4
24	34	79	47
25	22	80	16
26	12	81	21
27	19	82	15
28	15	83	29
29	16	84	12
30	12	86	25
31	24	87	20
32	21	88	15
35	16	90	12
36	6	91	16
39	9	92	25
40	6		

1083

Challenged Votes
Total Votes

6
1089

Monongalia Primary Election
May 10, 1994

Dem State Comm(M)Dist 13
Joe Manchin III

Prec	Votes
1	74
2	92
3	51
4	82
5	40
6	20
7	32
8	51
9	75
10	11
12	8
13	35
14	30
15	71
16	55
17	41
18	11
20	21
21	23
22	12
23	105
24	85
25	125
26	49
27	60
28	76
29	66
30	33
31	83
32	45
35	59
36	24
39	44
40	27

Prec	Votes
41	32
42	42
44	72
46	55
47	75
48	45
49	14
51	40
52	38
53	29
54	46
55	45
56	14
58	10
70	90
71	62
72	45
73	87
74	89
75	59
76	13
79	95
80	58
81	54
82	35
83	78
84	41
86	65
87	59
88	52
90	50
91	65
92	92

3462

Challenged Votes	
Total Votes	

35
3497

Monongalia Primary Election
May 10, 1994

Dem State Comm(M)Dist 13
James E"Jim" Sago

Prec	Votes
1	42
2	43
3	19
4	28
5	23
6	11
7	13
8	28
9	35
10	5
12	11
13	7
14	20
15	21
16	16
17	19
18	4
20	4
21	8
22	3
23	32
24	39
25	45
26	13
27	18
28	23
29	18
30	16
31	37
32	24
35	25
36	5
39	12
40	16

Prec	Votes
41	9
42	29
44	45
46	29
47	36
48	19
49	14
51	26
52	28
53	17
54	34
55	33
56	12
58	5
70	30
71	35
72	19
73	31
74	36
75	24
76	5
79	53
80	28
81	19
82	19
83	22
84	14
86	19
87	23
88	18
90	15
91	14
92	40

1483

Challenged Votes
Total Votes

5
1488

Monongalia Primary Election
May 10, 1994Dem State Comm(M)Dist 13
John W Pyles

Prec	Votes	Prec	Votes
1	66	41	22
2	79	42	36
3	44	44	82
4	82	46	51
5	50	47	52
6	21	48	40
7	21	49	12
8	43	51	31
9	61	52	39
10	11	53	30
12	11	54	47
13	25	55	46
14	30	56	17
15	68	58	9
16	50	70	66
17	55	71	56
18	13	72	37
20	18	73	84
21	21	74	60
22	6	75	50
23	81	76	9
24	47	79	95
25	81	80	61
26	37	81	51
27	43	82	36
28	49	83	72
29	52	84	30
30	35	86	63
31	83	87	71
32	40	88	49
35	41	90	43
36	19	91	40
39	32	92	65
40	24		
			2991
			39
Challenged Votes			3030
Total Votes			

Monongalia Primary Election
May 10, 1994

Dem St Comm (M) Dist 14
Dick Green

Prec	Votes
33	9
34	14
37	8
38	21
59	15
60	3
61	20
62	15
63	7
64	7
67	17
68	15
69	12
77	15
78	3
85	2

183

Challenged Votes
Total Votes

0
183

493

Monongalia Primary Election
May 10, 1994

Dem St Comm (M) Dist 14
David "O.B." Collins

Prec	Votes
33	16
34	13
37	10
38	26
59	7
60	4
61	13
62	11
63	5
64	15
67	15
68	9
69	7
77	17
78	6
85	7
	181

No Challenged Votes

Monongalia Primary Election
May 10, 1994

Dem St Comm (M) Dist 14
Jack Sanders

Prec	Votes
33	14
34	4
37	4
38	14
59	11
60	5
61	11
62	11
63	4
64	3
67	11
68	9
69	8
77	8
78	5
85	3

125

No Challenged Votes

495

Monongalia Primary Election
May 10, 1994

Dem St Comm (M) Dist 14
Ken Auvil

Prec	Votes
33	13
34	7
37	11
38	29
59	29
60	10
61	30
62	20
63	4
64	15
67	31
68	15
69	25
77	21
78	22
85	10

292

Challenged Votes
Total Votes

1
293

Monongalia Primary Election
May 10, 1994

Dem St Comm (M) Dist 14
Alan K Lindamood

Prec	Votes
33	64
34	58
37	40
38	136
59	83
60	39
61	102
62	95
63	22
64	40
67	58
68	52
69	66
77	124
78	79
85	34

1092

Challenged Votes
Total Votes

6
1098

Monongalia Primary Election
May 10, 1994

Dem St Comm (M) Dist 14
David E Miller

Prec	Votes
33	46
34	43
37	29
38	98
59	49
60	16
61	47
62	57
63	17
64	25
67	50
68	40
69	43
77	79
78	47
85	17

703

Challenged Votes
Total Votes

4
707

Monongalia Primary Election
May 10, 1994

County Commissioner
Elizabeth "Liz" Martin

Prec	Votes
1	64
2	80
3	63
4	88
5	60
6	27
7	23
8	47
9	57
10	11
12	13
13	27
14	34
15	74
16	54
17	47
18	10
20	19
21	20
22	7
23	94
24	67
25	87
26	41
27	51
28	56
29	53
30	37
31	69
32	40
33	43
34	37
35	48
36	20
37	35
38	105
39	44
40	19
41	24
42	22
44	62
46	44

Prec	Votes
47	44
48	27
49	8
51	32
52	40
53	25
54	40
55	41
56	13
58	7
59	48
60	34
61	91
62	72
63	20
64	28
67	49
68	30
69	51
70	50
71	43
72	25
73	53
74	49
75	46
76	12
77	106
78	82
79	90
80	43
81	44
82	28
83	74
84	32
85	23
86	74
87	74
88	52
90	42
91	47
92	58

3770

37

3807

Challenged Votes
Total Votes

Monongalia Primary Election
May 10, 1994

Dem County Comm
Betty Lemley Wiley

Prec	Votes	Prec	Votes
1	78	47	73
2	95	48	48
3	40	49	21
4	82	51	35
5	52	52	32
6	16	53	31
7	30	54	45
8	67	55	43
9	74	56	12
10	13	58	13
12	15	59	81
13	31	60	29
14	30	61	94
15	65	62	77
16	45	63	21
17	41	64	44
18	11	67	66
20	16	68	61
21	22	69	68
22	11	70	96
23	80	71	68
24	73	72	54
25	113	73	92
26	42	74	94
27	55	75	51
28	54	76	10
29	43	77	116
30	26	78	64
31	73	79	104
32	38	80	65
33	65	81	49
34	54	82	37
35	55	83	58
36	18	84	28
37	38	85	29
38	127	86	43
39	30	87	50
40	30	88	41
41	22	90	47
42	45	91	40
44	92	92	88
46	52		

4277

Challenged Votes
Total Votes

37
4314

Monongalia Primary Election
May 10, 1994

Dem Cong Comm (F) Dist 1
Florence L Merow

Prec	Votes	Prec	Votes
1	93	47	86
2	120	48	58
3	69	49	22
4	109	51	45
5	72	52	57
6	27	53	40
7	35	54	63
8	81	55	55
9	107	56	17
10	20	58	13
12	25	59	101
13	42	60	42
14	52	61	111
15	89	62	103
16	60	63	33
17	63	64	56
18	15	67	91
20	26	68	59
21	27	69	87
22	14	70	100
23	120	71	80
24	101	72	59
25	146	73	107
26	62	74	99
27	75	75	67
28	72	76	14
29	82	77	144
30	41	78	81
31	111	79	136
32	62	80	75
33	83	81	72
34	65	82	39
35	61	83	99
36	25	84	44
37	51	85	33
38	157	86	85
39	55	87	71
40	38	88	71
41	33	90	59
42	55	91	62
44	116	92	112
46	69		

5674

Challenged Votes
Total Votes

63
5737

Monongalia Primary Election
May 10, 1994Dem Sen Comm (F) Dist 13
Catherine (Kitty) Tinney

Prec	Votes	Prec	Votes
1	64	41	12
2	58	42	32
3	34	44	94
4	60	46	57
5	35	47	69
6	17	48	46
7	26	49	24
8	45	51	25
9	46	52	39
10	7	53	22
12	11	54	40
13	23	55	40
14	25	56	19
15	52	58	7
16	30	70	68
17	34	71	69
18	7	72	48
20	13	73	91
21	16	74	116
22	6	75	40
23	45	76	5
24	32	79	65
25	73	80	45
26	22	81	41
27	29	82	33
28	32	83	54
29	41	84	26
30	24	86	33
31	63	87	33
32	35	88	29
35	39	90	20
36	16	91	27
39	17	92	90
40	18		

2554

Challenged Votes
Total Votes24
2578

Monongalia Primary Election
May 10, 1994

Dem Sen Comm (F) Dist 13
Julia R Oliverio

Prec	Votes
1	64
2	81
3	49
4	70
5	48
6	17
7	21
8	40
9	73
10	12
12	12
13	26
14	31
15	60
16	46
17	34
18	11
20	18
21	18
22	10
23	91
24	82
25	102
26	50
27	70
28	61
29	51
30	28
31	61
32	33
35	50
36	15
39	47
40	19

Prec	Votes
41	24
42	26
44	42
46	27
47	42
48	23
49	6
51	25
52	27
53	18
54	35
55	32
56	2
58	11
70	55
71	39
72	24
73	50
74	26
75	45
76	13
79	92
80	47
81	40
82	20
83	71
84	33
86	62
87	69
88	48
90	53
91	54
92	48

Challenged Votes
Total Votes

2730
29
2759

503

Montongalia Primary Election
May 10, 1994

Dem Sen Comm (F) Dist 14
Jean Friend

Prec	Votes
33	87
34	69
37	57
38	171
59	105
60	41
61	133
62	113
63	33
64	56
67	92
68	62
69	89
77	171
78	100
85	36

1415

Challenged Votes
Total Votes

6
1421

Monongalia Primary Election
May 10, 1994

Dem Sen Comm (M) Dist 14
Eugene Sellaro

Prec	Votes
33	83
34	67
37	42
38	151
59	84
60	33
61	97
62	97
63	32
64	45
67	81
68	53
69	81
77	137
78	83
85	33

1199

Challenged Votes
Total Votes

4
1203

Monongalia Primary Election
May 10, 1994

Dem County Comm (F) Dist 1

Prec

Votes

Mrs. John W. (Eleanor) Horne

9	33
12	10
13	17
15	41
30	25
31	52
	178

No Challenged Votes

Cecilia "Sissy" Palmer

9	77
12	11
13	23
15	51
30	26
31	75
	263

Challenged Votes
Total Votes

1
264

Monongalia Primary Election
May 10, 1994

Dem County Comm (F) Dist 2

Ann Dacey

Prec	Votes
10	13
14	20
16	41
17	30
18	5
20	10
	119

No Challenged Votes

Mrs. Charles (Janice) Byrer

10	3
14	29
16	40
17	54
18	9
20	7
	142

Challenged Votes
Total Votes

3
145

Monongalia Primary Election
May 10, 1994

Demo County Comm(F) Dist 3

Prec

Votes

Wendy Gail Alke

21	6
22	4
23	27
24	30
26	9
28	28
90	26
	130

No challenged votes

Ann Hearst

21	16
22	6
23	53
24	43
26	21
28	31
90	30
	200

No challenged votes

Mrs Bennie (Maxine) Palmer

21	11
22	4
23	59
24	33
26	36
28	40
90	21
	204

Challenged Votes

Total Votes

2
206

Monongalia Primary Election
May 10, 1994

508

Dem County Comm (F) Dist 4

Prec Votes

Barbara Rasmussen

1	61
2	78
3	53
4	89
5	78
6	22
7	27
8	66

474

Challenged Votes

Total Votes

Beulah Callen

1	55
2	50
3	22
4	37
5	14
6	10
7	16
8	14

218

Challenged Votes

Total Votes

7
225

Monongalia Primary Election
May 10, 1994

Dem County Comm (F) Dist 5
Edith B Barill

Prec	Votes
25	158
27	70
29	79
36	25
39	48
76	16
86	77
91	64
	537

Challenged Votes
Total Votes

3
540

Monongalia Primary Election
May 10, 1994

Dem County Comm (F) Dist 6

	Prec	Votes
Thelma J Gibson	33	61
	34	27
	35	51
	38	125
	85	26
		290
Challenged Votes		3
Total Votes		293
Joyce E Hawkins	33	47
	34	59
	35	43
	38	98
	85	25
		272
Challenged Votes		2
Total Votes		274

511

Monongalia Primary Election
May 10, 1994

Dem County Comm (F) Dist 7

	Prec	Votes
Mrs John W (Charlotte) Pyles	81	52
	83	73
	84	37
	87	72
	88	48
		282
Challenged Votes		5
Total Votes		287

Monongalia Primary Election
May 10, 1994

Dem County Comm (F) Dist 8

	Prec	Votes
Jean Friend	32	49
	77	123
	78	70
	79	133
	80	63
	82	40
		478
Challenged Votes		⁴ 482
Total Votes		482
Mrs Haydn (Helen) Jones	32	21
	77	63
	78	52
	79	39
	80	35
	82	23
		233
Challenged Ballots		1
Total Votes		234

Monongalia Primary Election
May 10, 1994

Dem County Comm (F) Dist 9

	Prec	Votes	Challenged	Total Votes
Mrs Clarence (Betty) Tennant	48	9		
	70	25		
	71	22		
	72	9		
	73	34		
	74	8		
	75	21		
	92	27		
		155	2	157
Joanne Summers	48	10		
	70	53		
	71	45		
	72	29		
	73	71		
	74	22		
	75	31		
	92	64		
		325	1	326
Catherine (Kitty) Tinney	48	51		
	70	41		
	71	38		
	72	38		
	73	45		
	74	110		
	75	32		
	92	51		
		406	1	407

Monongalia Primary Election
May 10, 1994

Dem County Comm (F) Dist 10

	Prec	Votes	Challenged	Total Votes
Robyn K Lindamood	37	30		
	59	71		
	60	23		
	61	64		
	62	66		
	63	12		
		266	0	266
Jackie Balasko	37	29		
	59	42		
	60	23		
	61	80		
	62	65		
	63	17		
		256	1	257

Monongalia Primary Election
May 10, 1994
Dem County Comm (F) Dist 11

	Prec	Votes	Challenged	Total Votes
Alice Wilmouth	54	37		
	55	39		
	56	9		
	58	11		
	64	50		
	67	34		
	68	39		
	69	78		
		297	2	299
Donna Adkins	54	33		
	55	31		
	56	16		
	58	6		
	64	16		
	67	65		
	68	31		
	69	20		
		218	1	219

Monongalia Primary Election
May 10, 1994
Dem County Comm (F) Dist 12

516

	Prec	Votes	Challenged	Total Votes
Shelby (Bosley) Leary	40	35		
	41	25		
	42	32		
	44	70		
	46	48		
	47	61		
	49	15		
	51	43		
	52	42		
	53	35		
		406	3	409
Ann Smith	40	18		
	41	18		
	42	35		
	44	70		
	46	39		
	47	52		
	49	11		
	51	27		
	52	35		
	53	18		
		323	0	323

Monongalia Primary Election
May 10, 1994

Dem County Comm (M) Dist 1

			Challenged	Total Votes
William (Bill) Ayers	9	59		
	12	7		
	13	17		
	15	35		
	30	28		
	31	52		
		198	0	198
Gerald E Chidester	9	22		
	12	5		
	13	11		
	15	33		
	30	18		
	31	41		
		130	1	131
Jeffrey A Hudson	9	18		
	12	10		
	13	6		
	15	24		
	30	6		
	31	28		
		92	0	92

Monongalia Primary Election
May 10, 1994

Dem County Comm (M) Dist 2

Challenged Total Votes

Kenny Lindamood

10	5		
14	22		
16	19		
17	19		
18	4		
20	8		
	77	2	79

Francis "Fran" Lagatta

10	6		
14	14		
16	26		
17	19		
18	1		
20	15		
	81	0	81

Frank Petryszak

10	4		
14	18		
16	27		
17	24		
18	6		
20	5		
	84	1	85

Glennie F Sewell

10	3		
14	3		
16	6		
17	6		
18	1		
20	0		
	19	1	20

Monongalia Primary Election
May 10, 1994
Dem County Comm (M)Dist 3

Challenged Total Votes

Patrick Ross Esposito II

21 10
22 4
23 37
24 36
26 22
28 51
90 26

186

0

186

John Hall

21 9
22 5
23 38
24 39
26 20
28 23
90 23

157

1

158

Frank S Marino Jr

21 16
22 6
23 74
24 38
26 28
28 25
90 27

214

1

215

Monongalia Primary Election
May 10, 1994
Dem County Comm (M) Dist 4

520

Challenged Total Votes

Greg Sayre

1	47		
2	64		
3	35		
4	64		
5	56		
6	16		
7	24		
8	47		
	353	6	359

Gabriel A Nardi

1	18		
2	25		
3	12		
4	33		
5	32		
6	10		
7	3		
8	25		
	158	2	160

Frank M Salucci II

1	46		
2	55		
3	28		
4	36		
5	13		
6	14		
7	16		
8	18		
	226	2	228

C Latelle Hall

1	14		
2	11		
3	3		
4	11		
5	3		
6	1		
7	5		
8	7		
	55	2	57

521

Monongalia Primary Election
May 10, 1994

Dem County Comm (M) Dist 5
Fred J Powell

25 44
27 24
29 23
36 8
39 20
76 8
86 36
91 31
194

Challenged

Total Votes

1

195

Dick Jarvis

25 138
27 56
29 71
36 25
39 39
76 11
86 44
91 37
421

3

424

Monongalia Primary Election
May 10, 1994

Dem County Comm (M) Dist 6
L W "Bill" Bartolo

33 67
34 41
35 43
38 124
85 21
296

Challenged

Total Votes

3

299

Steve Siegwarth

33 35
34 36
35 46
38 69
85 23
209

1

210

523

Monongalia Primary Election
May 10, 1994

Dem County Comm (M) Dist 7		Challenged	Total Votes
John W Pyles	81	41	
	83	62	
	84	24	
	87	64	
	88	40	
		231	5
			236
Carl D York	81	41	
	83	57	
	84	32	
	87	40	
	88	36	
		206	1
			207

Monongalia Primary Election
May 10, 1994

Dem County Comm (M) Dist 8

Jay Everly

32 24
77 54
78 33
79 63
80 37
82 32
243

Challenged

Total Votes

2

245

Danny DeBiase

32 20
77 54
78 44
79 41
80 32
82 9
200

1

201

Eugene Sellaro

32 27
77 79
78 44
79 61
80 33
82 16
260

2

262

Monongalia Primary Election
May 10, 1994

Dem County Comm (M) Dist 9

	Prec	Votes	Challenged	Total Votes
John E Pyles	48	16		
	70	30		
	71	21		
	72	10		
	73	30		
	74	26		
	75	23		
	92	32		
		188	1	189
Joseph "Joe" Bartolo	48	53		
	70	106		
	71	93		
	72	69		
	73	116		
	74	110		
	75	67		
	92	115		
		729	3	732

Monongalia Primary Election
May 10, 1994

Dem County Comm (M) Dist 10
Alan K Lindamood

37 30
59 51
60 19
61 73
62 66
63 13
252

Challenged

Total Votes

0

252

Bruce Blaney

37 26
59 66
60 29
61 72
62 63
63 18
274

1

275

527

Monongalia Primary Election
May 10, 1994

Dem County Comm (M) Dist 11

Challenged

Total Votes

Charles A Branney

54	26
55	27
56	12
58	9
64	28
67	61
68	45
69	41
	249

3

252

Ted R Nordstrom

54	20
55	19
56	4
58	2
64	1
67	12
68	20
69	8
	86

0

86

Pete Shumiloff

54	25
55	27
56	8
58	7
64	44
67	41
68	16
69	70
	238

0

238

Abnongalia Primary Election
May 10, 1994
Dem County Comm (M) Dist 12

528

	Prec	Votes	Challenged	Total Votes
David Lee Smith	40	16		
	41	12		
	42	31		
	44	47		
	46	31		
	47	43		
	49	9		
	51	25		
	52	22		
	53	12		
		248	0	248
Gary W Leary	40	27		
	41	25		
	42	23		
	44	51		
	46	33		
	47	44		
	49	12		
	51	37		
	52	33		
	53	28		
		313	3	316
William Keck Bunner	40	9		
	41	8		
	42	9		
	44	39		
	46	15		
	47	19		
	49	6		
	51	8		
	52	22		
	53	13		
		148	0	148

529

Monongalia Primary Election
May 10, 1994

Rep US Senator
Arthur Gindin

Prec	Votes
1	10
2	22
3	19
4	17
5	17
6	2
7	4
8	9
9	7
10	0
12	2
13	6
14	9
15	9
16	12
17	7
18	6
20	5
21	6
22	5
23	12
24	16
25	5
26	21
27	11
28	13
29	10
30	3
31	9
32	8
33	10
34	13
35	8
36	7
37	17
38	27
39	7
40	7
41	9
42	12
44	10
46	7

Prec	Votes
47	4
48	0
49	3
51	11
52	3
53	12
54	7
55	18
56	1
58	4
59	15
60	6
61	32
62	28
63	6
64	5
67	5
68	13
69	5
70	13
71	6
72	3
73	12
74	4
75	10
76	2
77	30
78	28
79	20
80	11
81	16
82	9
83	20
84	8
85	1
86	10
87	16
88	11
90	16
91	11
92	13

Challenged Votes
Total Votes

864
16
880

Monongalia Primary Election
May 10, 1994

Rep US Senator
Stan Klos

Prec	Votes
1	29
2	33
3	18
4	36
5	29
6	3
7	5
8	24
9	20
10	5
12	3
13	11
14	12
15	29
16	22
17	16
18	2
20	6
21	10
22	2
23	33
24	53
25	13
26	23
27	29
28	27
29	16
30	8
31	20
32	16
33	24
34	15
35	22
36	8
37	20
38	26
39	26
40	10
41	10
42	19
44	17
46	4

Prec	Votes
47	8
48	4
49	9
51	13
52	14
53	23
54	19
55	15
56	8
58	10
59	27
60	8
61	31
62	46
63	8
64	5
67	16
68	17
69	8
70	14
71	13
72	3
73	21
74	2
75	11
76	2
77	62
78	47
79	47
80	34
81	23
82	12
83	25
84	15
85	7
86	31
87	37
88	20
90	26
91	23
92	16

1534

Challenged Votes
Total Votes

26
1560

Monongalia Primary Election
May 10, 1994

Rep US Hs Rep Dist 1
Sally Rossy Riley

Prec	Votes	Prec	Votes
1	35	47	10
2	40	48	3
3	25	49	8
4	44	51	21
5	39	52	15
6	4	53	31
7	8	54	23
8	28	55	27
9	20	56	8
10	3	58	11
12	4	59	38
13	16	60	10
14	18	61	58
15	31	62	64
16	35	63	12
17	17	64	7
18	8	67	19
20	11	68	26
21	16	69	10
22	5	70	24
23	35	71	15
24	59	72	5
25	13	73	28
26	31	74	4
27	33	75	19
28	34	76	4
29	23	77	76
30	8	78	66
31	24	79	60
32	22	80	37
33	34	81	31
34	23	82	19
35	26	83	39
36	13	84	21
37	32	85	6
38	44	86	33
39	25	87	40
40	18	88	27
41	15	90	35
42	26	91	28
44	21	92	23
46	9		

2016

Challenged Votes
Total Votes

34
2050

Monongalia Primary Election
May 10, 1994

Rep St Sen Dist 14
Sarah M Minear

Prec	Votes
33	33
34	23
37	30
38	46
59	38
60	10
61	60
62	65
63	12
64	8
67	19
68	27
69	10
77	71
78	66
85	5

523

Challenged Votes
Total Votes

6
529

Rep Dist 44 Hs of Dele
Dorcas K Harbert

Prec	Votes
1	30
2	34
3	26
4	42
5	41
6	3
7	7
8	29
9	16
10	4
12	5
13	15
14	18
15	27
16	30
17	17
18	7
20	9
21	10
22	5
23	29
24	55
25	11
26	28
27	33
28	29
29	18
30	7
31	16
32	14
33	24
34	17
35	22
36	11
37	27
38	33
39	20
40	15
41	17
42	19
44	19
46	4

Prec	Votes
47	8
48	1
49	8
51	16
52	10
53	21
54	11
55	28
56	6
58	12
59	35
60	10
61	49
62	
63	12
64	7
67	16
68	24
69	7
70	16
71	15
72	6
73	28
74	6
75	14
76	2
77	58
78	52
79	51
80	42
81	31
82	24
83	28
84	13
85	6
86	23
87	42
88	22
90	31
91	22
92	25

1681

Challenged Votes
Total Votes32
1713

Monongalia Primary Election
May 10, 1994

Rep Dist 44 Hs of Dele
Eric T Blass

Prec	Votes
1	38
2	42
3	26
4	40
5	38
6	3
7	7
8	27
9	15
10	5
12	4
13	13
14	20
15	32
16	30
17	21
18	9
20	11
21	12
22	7
23	32
24	58
25	15
26	33
27	32
28	34
29	21
30	8
31	22
32	20
33	29
34	18
35	25
36	15
37	27
38	41
39	24
40	11
41	17
42	19
44	22
46	7

Prec	Votes
47	7
48	3
49	9
51	18
52	12
53	26
54	25
55	28
56	6
58	9
59	36
60	8
61	52
62	
63	13
64	7
67	14
68	24
69	10
70	17
71	13
72	6
73	31
74	6
75	16
76	2
77	83
78	65
79	56
80	40
81	36
82	14
83	33
84	17
85	5
86	31
87	43
88	22
90	37
91	24
92	28

1862

31

1893

Challenged Votes
Total Votes

Monongalia Primary Election
May 10, 1994Rep Dist 44 Hs of Dele
Marlene H Frich

Prec	Votes
1	28
2	33
3	27
4	40
5	38
6	4
7	9
8	28
9	17
10	3
12	4
13	13
14	19
15	26
16	30
17	16
18	7
20	10
21	12
22	5
23	33
24	55
25	12
26	27
27	37
28	33
29	19
30	7
31	19
32	14
33	25
34	18
35	22
36	10
37	24
38	36
39	17
40	11
41	15
42	18
44	15
46	6

Prec	Votes
47	8
48	2
49	7
51	16
52	14
53	25
54	12
55	28
56	6
58	8
59	34
60	7
61	55
62	
63	10
64	6
67	16
68	22
69	9
70	16
71	13
72	6
73	28
74	4
75	18
76	4
77	63
78	53
79	44
80	37
81	30
82	17
83	33
84	13
85	5
86	24
87	44
88	18
90	31
91	29
92	24

1681

Challenged Votes
Total Votes35
1716

Monongalia Primary Election
May 10, 1994

536

Rep State Comm (F) Dist 13
Margaret Provins Waters

Prec	Votes
1	36
2	41
3	33
4	46
5	39
6	4
7	6
8	31
9	22
10	5
12	4
13	18
14	20
15	32
16	31
17	14
18	9
20	9
21	12
22	5
23	37
24	53
25	14
26	32
27	32
28	39
29	20
30	7
31	20
32	21
35	28
36	10
39	25
40	16

Prec	Votes
41	18
42	26
44	19
46	6
47	10
48	3
49	10
51	22
52	13
53	26
54	22
55	27
56	8
58	9
70	21
71	15
72	6
73	29
74	4
75	19
76	3
79	55
80	36
81	36
82	22
83	39
84	18
86	35
87	45
88	24
90	36
91	29
92	27

1489

Challenged Votes
Total Votes

23
1512

537

Monongalia Primary Election
May 10, 1994

Rep St Comm (F) Dist 14
Sarah M Minear

Prec	Votes
33	23
34	13
37	12
38	30
59	24
60	8
61	47
62	43
63	7
64	4
67	15
68	15
69	7
77	51
78	47
85	4

350

CHALLENGED VOTES

3

TOTAL

353

Monongalia Primary Election
May 10, 1994

Rep St Comm (F) Dist 14
Bettye B Swiger

Prec	Votes
33	10
34	10
37	18
38	24
59	23
60	2
61	29
62	35
63	5
64	4
67	11
68	18
69	5
77	47
78	25
85	3

269

CHALLENGED VOTES

2

TOTAL

271

539

Monongalia Primary Election
May 10, 1994

Rep St Comm (F) Dist 14
Betty L Walls

Prec	Votes
33	26
34	21
37	24
38	27
59	28
60	9
61	43
62	51
63	7
64	8
67	11
68	24
69	8
77	44
78	36
85	1

368

CHALLENGED VOTES

3

TOTAL

371

Monongalia Primary Election
May 10, 1994

Rep State Comm (M) Dist 13
Kris Warner

Prec	Votes
1	32
2	43
3	30
4	34
5	38
6	3
7	5
8	24
9	21
10	6
12	4
13	19
14	17
15	26
16	23
17	18
18	7
20	8
21	12
22	5
23	33
24	53
25	16
26	35
27	31
28	33
29	20
30	6
31	17
32	19
35	27
36	14
39	20
40	16

Prec	Votes
41	15
42	26
44	22
46	7
47	10
48	6
49	12
51	19
52	17
53	27
54	28
55	33
56	7
58	11
70	25
71	12
72	5
73	27
74	5
75	19
76	3
79	55
80	32
81	34
82	18
83	38
84	18
86	28
87	38
88	29
90	36
91	24
92	27

1428

27

CHALLENGED VOTES

TOTAL

1455

541

Monongalia Primary Election
May 10, 1994

Rep St Comm (M) Dist 14
Bill Herring

Prec	Votes
33	24
34	19
37	25
38	27
59	20
60	8
61	48
62	47
63	9
64	6
67	14
68	20
69	5
77	59
78	48
85	4

383

CHALLENGED VOTES

4

TOTAL

387

Monongalia Primary Election
May 10, 1994

Rep St Comm (M) Dist 14
L N (DeBoy) Thorp

Prec	Votes
33	13
34	11
37	16
38	19
59	20
60	4
61	32
62	32
63	5
64	4
67	10
68	18
69	5
77	25
78	28
85	3

245

CHALLENGED VOTES

2

TOTAL

247

543

Monongalia Primary Election
May 10, 1994

Rep St Comm (M) Dist 14
Donald L Stemple

Prec	Votes
33	4
34	2
37	4
38	9
59	7
60	1
61	8
62	13
63	0
64	1
67	5
68	5
69	5
77	7
78	10
85	0
	81

NO CHALLENGED VOTES

Monongalia Primary Election
May 10, 1994

Rep St Comm (M) Dist 14
Bob Price

Prec	Votes
33	20
34	13
37	18
38	22
59	19
60	9
61	31
62	40
63	10
64	5
67	9
68	16
69	6
77	54
78	43
85	3

318

CHALLENGED VOTES

4

TOTAL

322

Monongalia Primary Election
May 10, 1994

Rep Cong Comm (F) Dist 1
Margaret Provins Waters

Prec	Votes	Prec	Votes
1	36	47	10
2	40	48	4
3	30	49	9
4	42	51	20
5	42	52	17
6	4	53	26
7	6	54	25
8	26	55	25
9	19	56	8
10	6	58	11
12	5	59	35
13	17	60	9
14	17	61	52
15	32	62	61
16	29	63	11
17	16	64	6
18	9	67	19
20	10	68	29
21	12	69	9
22	5	70	21
23	35	71	15
24	54	72	6
25	11	73	31
26	33	74	5
27	32	75	20
28	36	76	4
29	21	77	75
30	6	78	59
31	18	79	56
32	21	80	35
33	31	81	37
34	20	82	20
35	27	83	36
36	12	84	18
37	28	85	4
38	41	86	30
39	24	87	46
40	16	88	23
41	17	90	35
42	27	91	29
44	21	92	26
46	7		

CHALLENGED VOTES
TOTAL

1958
31
1989

Monongalia Primary Election
May 10, 1994

Rep Sen Comm (F) Dist 13
Josephine H Joseph

Prec	Votes
1	30
2	41
3	26
4	38
5	42
6	5
7	6
8	22
9	21
10	6
12	4
13	19
14	14
15	29
16	28
17	17
18	8
20	10
21	11
22	4
23	31
24	55
25	11
26	33
27	34
28	35
29	19
30	6
31	20
32	16
35	26
36	11
39	25
40	18

Prec	Votes
41	14
42	25
44	20
46	9
47	10
48	4
49	10
51	23
52	17
53	25
54	26
55	27
56	5
58	10
70	20
71	15
72	6
73	30
74	4
75	17
76	3
79	54
80	38
81	35
82	21
83	37
84	17
86	31
87	42
88	27
90	35
91	28
92	23

1429

CHALLENGED VOTES

25

TOTAL

1454

Monongalia Primary Election
May 10, 1994Rep Sen Comm (M) Dist 13
Terry T Jones

Prec	Votes
1	45
2	52
3	34
4	44
5	45
6	5
7	8
8	30
9	21
10	6
12	4
13	19
14	20
15	34
16	35
17	20
18	10
20	10
21	16
22	4
23	41
24	57
25	12
26	42
27	44
28	40
29	22
30	8
31	23
32	22
35	27
36	14
39	31
40	18

Prec	Votes
41	15
42	29
44	22
46	8
47	12
48	2
49	12
51	20
52	18
53	31
54	28
55	29
56	8
58	11
70	24
71	15
72	8
73	33
74	6
75	19
76	4
79	61
80	39
81	35
82	22
83	41
84	21
86	37
87	51
88	30
90	38
91	33
92	28

1653

CHALLENGED VOTES

28

TOTAL

1681

Monongalia Primary Election
May 10, 1994

548

Rep County Comm(F) Dist 2

	Prec	Votes
Frances L VanScoy	10	4
	14	16
	16	32
	17	16
	18	8
	20	10
		86
CHALLENGED VOTES		1
TOTAL		87

Monongalia Primary Election
May 10, 1994

Rep County Comm (F) Dist 5

	Prec	Votes
Marlene H Frich	25	4
	27	11
	29	12
	36	6
	39	18
	76	4
	86	21
	91	27
		103
NO CHALLENGED VOTES		
Lois Stirewalt O'Conner	25	9
	27	22
	29	11
	36	8
	39	8
	76	1
	86	9
	91	2
		70

NO CHALLENGED VOTES

Monongalia Primary Election

May 10, 1994

550

Rep County Comm (F) Dist 12

	Prec	Votes
Blendine Eddy	40	17
	41	18
	42	29
	44	20
	46	7
	47	10
	49	9
	51	26
	52	17
	53	33
		186
CHALLENGED VOTES		2
TOTAL		188

Monongalia Primary Election
May 10, 1994

Rep County Comm (M) Dist 8

	Prec	Votes
Paul N Kapnicky	32	23
	77	60
	78	59
	79	49
	80	31
	82	18
		240
CHALLENGED VOTES		4
TOTAL		244

Monongalia Primary Election
May 10, 1994

Rep County Comm (M) Dist 10

	Prec	Votes
Bob Price	37	28
	59	31
	60	10
	61	54
	62	62
	63	12
		197

NO CHALLENGED VOTES

Monongalia Primary Election
May 10, 1994

Board of Education
Clarence Harvey Jr

Prec	Votes	Prec	Votes
1	78	47	57
2	98	48	37
3	59	49	13
4	90	51	36
5	69	52	34
6	19	53	35
7	25	54	54
8	55	55	66
9	57	56	5
10	10	58	10
12	6	59	68
13	28	60	33
14	27	61	99
15	60	62	72
16	58	63	25
17	50	64	43
18	14	67	56
20	17	68	43
21	25	69	72
22	7	70	57
23	82	71	63
24	92	72	31
25	85	73	84
26	31	74	57
27	64	75	30
28	67	76	9
29	50	77	96
30	26	78	69
31	71	79	88
32	41	80	68
33	52	81	55
34	54	82	41
35	56	83	56
36	26	84	29
37	33	85	20
38	95	86	51
39	30	87	60
40	28	88	52
41	21	90	53
42	42	91	52
44	62	92	78
46	38		

CHALLENGED VOTES
TOTAL

4055
47
4102

Longalia Primary Election
May 10, 1994

Board of Education
Wayne G Baker

Prec	Votes
1	59
2	68
3	34
4	56
5	38
6	11
7	10
8	32
9	44
10	6
12	6
13	24
14	36
15	53
16	29
17	26
18	8
20	16
21	10
22	5
23	53
24	50
25	56
26	26
27	48
28	36
29	35
30	32
31	45
32	33
33	55
34	55
35	42
36	13
37	43
38	117
39	25
40	15
41	18
42	30
44	52
46	13

Prec	Votes
47	27
48	14
49	12
51	25
52	31
53	38
54	34
55	22
56	5
58	21
59	53
60	19
61	58
62	66
63	38
64	27
67	44
68	38
69	29
70	37
71	43
72	21
73	56
74	25
75	30
76	5
77	89
78	64
79	81
80	57
81	52
82	43
83	48
84	23
85	21
86	33
87	41
88	29
90	27
91	25
92	35

2949
35
2984

CHALLENGED VOTES
TOTAL

Board of Education
Stacy L Groscup

Prec	Votes	Prec	Votes
1	112	47	60
2	129	48	32
3	79	49	22
4	131	51	42
5	97	52	30
6	27	53	27
7	45	54	49
8	87	55	53
9	83	56	9
10	17	58	17
12	15	59	99
13	38	60	40
14	49	61	157
15	106	62	125
16	77	63	34
17	76	64	48
18	20	67	71
20	21	68	47
21	28	69	68
22	8	70	95
23	141	71	64
24	125	72	42
25	114	73	106
26	69	74	90
27	95	75	58
28	94	76	16
29	75	77	154
30	28	78	118
31	100	79	143
32	61	80	86
33	71	81	81
34	58	82	55
35	70	83	115
36	23	84	50
37	54	85	41
38	162	86	94
39	74	87	121
40	30	88	71
41	14	90	84
42	45	91	88
44	95	92	100
46	69		

5814
69
5883

CHALLENGED VOTES

Monongalia Primary Election
May 10, 1994

Board of Education
Nancy J Houston

Prec	Votes	Prec	Votes
1	88	47	38
2	94	48	25
3	87	49	17
4	122	51	38
5	112	52	29
6	22	53	25
7	32	54	39
8	84	55	41
9	83	56	8
10	14	58	14
12	13	59	77
13	33	60	37
14	41	61	124
15	89	62	90
16	79	63	32
17	70	64	44
18	16	67	63
20	23	68	50
21	38	69	43
22	14	70	77
23	134	71	59
24	130	72	38
25	102	73	77
26	51	74	47
27	91	75	46
28	78	76	15
29	46	77	183
30	26	78	142
31	62	79	134
32	42	80	79
33	72	81	68
34	46	82	43
35	63	83	102
36	21	84	43
37	53	85	29
38	129	86	105
39	71	87	111
40	24	88	62
41	17	90	87
42	27	91	79
44	61	92	92
46	35		

5087
50
5137

CHALLENGED VOTES
TOTAL

Monongalia Primary Election
May 10, 1994

Board of Education
Richard "Rick" Raspa

Prec	Votes
1	66
2	59
3	29
4	55
5	26
6	10
7	3
8	32
9	42
10	7
12	7
13	18
14	18
15	44
16	30
17	22
18	6
20	16
21	12
22	7
23	40
24	49
25	67
26	27
27	36
28	33
29	38
30	19
31	49
32	34
33	46
34	29
35	43
36	14
37	25
38	103
39	19
40	14
41	19
42	19
44	34
46	27

Prec	Votes
47	20
48	16
49	12
51	15
52	22
53	33
54	33
55	39
56	15
58	14
59	48
60	14
61	56
62	61
63	11
64	26
67	39
68	31
69	47
70	39
71	45
72	23
73	47
74	30
75	33
76	3
77	72
78	55
79	59
80	39
81	38
82	24
83	42
84	33
85	15
86	32
87	47
88	28
90	26
91	30
92	54

CHALLENGED VOTES
TOTAL

2659
31
2690

Monongalia Primary Election
May 10, 1994

Board of Education
Joseph E Strakal Jr

Prec	Votes
1	40
2	32
3	8
4	28
5	13
6	10
7	7
8	23
9	30
10	3
12	6
13	8
14	8
15	40
16	27
17	13
18	4
20	7
21	3
22	5
23	21
24	42
25	35
26	19
27	26
28	21
29	22
30	12
31	27
32	21
33	38
34	17
35	21
36	9
37	26
38	57
39	13
40	18
41	20
42	22
44	65
46	51

Prec	Votes
47	62
48	18
49	17
51	33
52	27
53	30
54	39
55	47
56	4
58	9
59	22
60	11
61	43
62	29
63	5
64	12
67	36
68	40
69	20
70	31
71	19
72	27
73	33
74	50
75	30
76	3
77	39
78	39
79	43
80	29
81	20
82	18
83	28
84	10
85	13
86	25
87	26
88	17
90	14
91	10
92	42

CHALLENGED VOTES
TOTAL

1988
19
2007

Monongalia Primary Election
May 10, 1994Board of Education
Melanie Johnson

Prec	Votes	Prec	Votes
1	37	47	33
2	39	48	22
3	19	49	20
4	49	51	28
5	34	52	36
6	11	53	29
7	9	54	53
8	35	55	31
9	27	56	6
10	3	58	8
12	11	59	42
13	18	60	19
14	22	61	48
15	18	62	48
16	36	63	11
17	30	64	12
18	6	67	31
20	12	68	33
21	7	69	36
22	7	70	29
23	41	71	29
24	38	72	21
25	42	73	43
26	25	74	39
27	38	75	25
28	20	76	7
29	21	77	42
30	17	78	36
31	33	79	45
32	22	80	33
33	35	81	36
34	28	82	15
35	29	83	33
36	8	84	13
37	12	85	15
38	54	86	26
39	13	87	35
40	19	88	23
41	32	90	21
42	41	91	21
44	65	92	39
46	30		

CHALLENGED VOTES
TOTAL2265
29
2294

Monongalia Primary Election
May 10, 1994

CONG EXEC COMM 1st (Write-In)

John W. Pyles

Total Votes
16

561

Monongalia Primary Election
May 10, 1994

SEN EXEC COMM DIST #13 (Write-In)

John W. Pyles

Total Votes
14

**OPTICAL SCANNING EQUIPMENT
FINAL ORDER**

**Wednesday, February 9, 1994
1:00 p.m.**

**PRESENT: Elizabeth M. Martin, President
 Florence L. Merow, Member**

The Monongalia County Commission met in Special Session this the 9th day of February, 1994, at 1:00 o'clock P.M. in the Monongalia County Commission Meeting Room in the Monongalia County Courthouse.

A motion was duly made by Commissioner Merow and seconded by Commissioner Martin to adopt the following final order in regards to the AIS Electronic Optical Scanner.

In compliance with West Virginia Code, Chapter 3, Article 4A, Section 3, the Monongalia County Commission hereby adopts the approved AIS Optical Scanner, which was approved by the Secretary of State, to count the votes for the Monongalia County School Levy Election to be held on February 26, 1994 and all elections conducted by the Monongalia County Commission thereafter.

Commission President Martin declared that the County Commission stand in recess at 1:25 o'clock P.M. until regular session on Monday, February 14, 1994.


ELIZABETH M. MARTIN, President


FLORENCE L. MEROW, Member

COMMISSIONERS OF THE COUNTY
COMMISSION

**OPTICAL SCANNING EQUIPMENT
PUBLIC INSPECTION**

**Thursday, February 17, 1994
9:00 a.m.**

**PRESENT: Elizabeth M. Martin, President
 John W. Pyles, Member
 Florence L. Merow, Member**

In accordance with West Virginia State Code 3-4A-13, the members of the Monongalia County Commission convened at the Office of the Monongalia County Clerk at 9:00 o'clock A.M., where the AIS Optical Scanners are stored, and having examined the Optical Scanners, determined they have been prepared as required by law, and further found the Optical Scanners, Accumulator and Program Deck to be in proper order, and affixed signatures to a written attesting document.

OPTICAL SCANNERS TEST CERTIFICATION # 1

AFTER PUBLIC TEST

In accordance with West Virginia State Code 3-4A-26, the members of the Monongalia County Commission certified that the public test of the program disc to be used in the School Levy Election on Saturday, February 26, 1994 was tested and found to be free from error and affixed signatures to a written certification dated this 17th day of February, 1994.


ELIZABETH M. MARTIN


JOHN W. PYLES


FLORENCE L. MEROW

COMMISSIONERS OF THE COUNTY
COMMISSION

OPTICAL SCANNING EQUIPMENT
TESTING PRIOR TO OFFICIAL COUNT


Saturday, February 26, 1994
7:00 p.m.

PRESENT:

ELIZABETH M. MARTIN, President
JOHN W. PYLES, Member
FLORENCE L. MEROW, Member

In accordance with West Virginia State Code 3-4A-26, the members of the Monongalia County Commission repeated the test immediately before the start of the official count and found to be free from error and affixed signatures to a written certification dated this 26th day of February, 1994.


ELIZABETH M. MARTIN


JOHN W. PYLES


FLORENCE L. MEROW

COMMISSIONERS OF THE COUNTY
COMMISSION


OPTICAL SCANNING EQUIPMENT
TESTING AT CONCLUSION OF OFFICIAL COUNT


Saturday, February 26, 1994
11:30 p.m.

PRESENT:

JOHN W. PYLES, Member
FLORENCE L. MEROW, Member

In accordance with West Virginia State Code 3-4A-26, the members of the Monongalia County Commission repeated the test immediately at the conclusion of the official count and found to be free from error and affixed signatures to a written certification dated this 26th day of February 1994.



JOHN W. PYLES


FLORENCE L. MEROW
COMMISSIONERS OF THE COUNTY
COMMISSION

SCHOOL LEVY ELECTION
February 26, 1994

Friday, March 4, 1994
10:00 A.M.

PRESENT: **Elizabeth M. Martin President**
 John W. Pyles, Member
 Florence L. Merow, Member

The Monongalia County Commission and the Monongalia County School Board, meeting as ex officio Board of Canvassers, convened in the Voter Registration office for the purpose of beginning procedures to ascertain the results of the February 26, 1994, School Levy Election. The following persons were present to assist the Board of Canvassers:

Jeanne Grimm, School Board Member
Clarence Harvey, School Board Member
Member Stacey Groscup, School Board Member
Ward Stone, Jr., School Board Member
Jack Dulaney, Superintendent of Schools

Thelma J. Gibson, County Clerk
Betty Tennant, Dorothy Pyles, Jodi Maraney,
Rosemary Orosz, Marvin Drvar, Jim Goodyear,
and Judi Laughlin, Deputy Clerks

The Board proceeded to compare the number of poll tickets signed to the Summary Report generated by the Optical Scanner displaying number of ballots cast.

The comparison of Poll Tickets and Ballots Counted are as follows:

Precinct No.	Poll Tickets	Ballots Counted	Challenged Ballots
01	278	278	0
02	303	299	2 - 2 spoiled poll tickets
03	195	191	4
04	341	338	2 - 1 blank
05	268	267	1
06	75	71	4
07	72	72	0
08	234	224	9 - 1 blank
09	195	190	5
10	35	32	3
12	58	56	1 - 1 blank

Precinct No.	Poll Tickets	Ballots Counted	Challenged Ballots
13	92	92	0
14	129	127	1 - 1 blank
15	247	241	6
16	193	193	0
17	157	155	2
18	42	38	4
20	68	65	3
21	107	107	1 - no poll ticket for challenge
22	39	35	4
23	326	325	1
24	300	299	1
25	270	267	3
26	186	182	4
27	240	233	5 - 2 overvotes
28	205	202	3
29	134	132	2
30	130	128	2
31	209	208	1
32	142	140	2
33	236	232	4
34	161	161	0
35	238	234	2 - 2 spoiled poll tickets
36	72	66	3 - 3 spoiled poll tickets
37	161	16	10
38	410	402	8
39	186	180	6
40	98	95	3
41	90	90	0
42	172	170	2
44	231	228	3
46	124	122	1 - blank ballot
47	159	157	2
48	79	79	0
49	57	57	0
51	158	158	0
52	152	151	1

Precinct No.	Poll Tickets	Ballots Counted	Challenged Ballots
53	152	149	3
54	189	186	3
55	141	139	2
56	37	37	0
58	53	53	0
59	213	212	1
60	114	112	2
61	360	360	0
62	313	313	0
63	98	98	0
64	95	95	0
67	200	197	2 - 1 overvote
68	227	226	1
69	175	170	3 - 2 blank ballots
70	199	199	0
71	195	191	4
72	125	123	3
73	227	220	6 - 1 overvote
74	145	142	3
75	133	133	0
76	27	22	5
77	492	491	2 - no poll ticket for challenge
78	391	386	5
79	457	451	6
80	266	260	6
81	214	212	2
82	153	152	1
83	277	269	8
84	116	115	1
85	83	80	3
86	282	278	4
87	281	280	1
88	200	195	5
90	190	182	8
91	233	229	4
92	236	233	3

The Challenged Ballot envelopes returned to the County Clerk on election night were opened. It was determined that there were two hundred eight (208) Challenged Ballots cast. There were twenty-five (25) Absentee Ballots received by the Circuit Clerk's Office which were presented to the Board of Canvassers. The Board of Canvassers ordered a synopsis from the County Clerk to determine the validity of the 208 Challenged and 25 Absentee Ballots.


The Board proceeded to randomly select, by the drawing of precinct numbers, four (4) precincts for manual counting of the ballots. The following precincts were selected with votes tallied, each verified to the Summary Report generated by the Optical Scanner.

Precinct 12
Precinct 27
Precinct 54
Precinct 80

The Board proceeded to unlock each ballot box, remove all ballots, seal in envelopes by precinct and envelopes were then signed by each member of the Board.

The Board of Canvassers recessed at 12:00 noon to reconvene at 10:00 a.m., on Tuesday, March 8, 1994, to determine the validity of the Challenged and Absentee ballots cast in the February 26, 1994 School Levy Election.


Elizabeth M. Martin, President


John W. Pyles, Member


Florence L. Merow, Member

Commissioners of the County Commission & ex officio Board of
Canvassers in and for Monongalia County, West Virginia

Tuesday, March 8, 1994
10:00 A.M.

PRESENT:

Elizabeth M. Martin President
John W. Pyles, Member
Florence L. Merow, Member

The Monongalia County Commission, meeting as ex officio Board of Canvassers, reconvened in the Voter Registration Room for the purpose of continuing to ascertain the results of February 26, 1994 School Levy Election.

The following persons were present to assist the Board of Canvassers:

Thelma J. Gibson, County Clerk
Dorothy Pyles, Jodi Maraney, Jim Goodyear,
Rosemary Orosz, Sharon LeMasters, Tonya Rowan,
and Judi Laughlin, Deputy Clerks

The Board proceeded to determine the validity of the challenged ballots cast in the February 26, 1994 School Levy Election. Of the 233 Challenged and Absentee ballots cast, 200 were allowed, and 33 were diasallowed (See breakdown below).

Allowed

- 96 pollclerks working outside their precincts
- 46 went to wrong precinct
- 6 moved 30 days before election
- 20 overlooked by pollworkers determined by County Clerk were in pollbooks
- 7 absentees sent to wrong precinct by Circuit Clerk
- 25 received from Circuit Clerk determined to be registered by County Clerk

Disallowed

- 1 registered by postcard, no identification shown, did not come in within five days as required to show identification
- 32 not registered

The Board of Canvassers proceeded to open and place face down the Challenged and Absentee ballots to be tabulated by the Optical Scanner.

Following are the total Challenged and Absentee votes cast by all precincts:

Yes132
No 67
One Blank Ballot 1

These were then added to the ballots counted on Election Day.

Following are the total votes cast at each precinct as determined by the Board of Canvassers with the comparison of Poll Tickets and Ballots counted:

PRECINCT NO.	LOCATION	FOR	PERCENT	AGAINST	PERCENT
01	CHURCH OF CHRIST	158	56.83	120	43.16
02	CENTRAL FIRE STATION	183	60.79	118	39.20
03	BOARD ED OFFICE	134	68.71	60	30.76
04	MGTN HIGH SCH (205)	214	63.12	122	35.98
05	MGTN HIGH SCH (208)	199	74.25	68	25.37
06	FIRST CHRISTIAN CH	47	62.66	28	37.33
07	MGTN HIGH SCH (208)	40	55.55	32	44.44
08	MGTN HIGH SCH (AUD)	184	79.65	46	19.91

PRECINCT NO.	LOCATION	FOR	PERCENT	AGAINST	PERCENT
09	MAINTENANCE SHOP	115	59.27	79	40.72
10	MON SR CENTER	26	74.28	9	25.71
12	UNIVERSITY HIGH SCH	30	52.63	27	47.36
13	CENTRAL ELEMENTARY	62	66.66	31	33.33
14	CENTRAL ELEMENTARY	77	60.15	51	39.84
15	WOODBURN ELEMENTARY	144	58.06	103	41.53
16	WILES HILL ELEMENTARY	138	71.50	55	28.49
17	WILES HILL ELEMENTARY	108	68.78	49	31.21
18	STANSBURY HALL	28	66.66	14	33.33
20	SENECA CENTER	32	47.76	35	52.23
21	TOWERS LOBBY #4	74	68.51	34	31.48
22	MON CO HEALTH DEPT	27	69.23	12	30.76
23	SUNCREST PRIMARY SCH	206	62.80	122	37.19
24	SUNCREST PRIMARY SCH	194	64.45	107	35.54
25	STAR CITY FIRE HALL	127	47.38	141	52.61
26	SUNCREST JR HIGH SCH	114	61.29	72	38.70
27	SUNCREST PRIMARY SCH	164	69.19	71	29.95
28	SUNCREST JR HIGH SCH	141	67.14	69	32.85
29	STAR CITY FIRE HALL	61	45.86	72	54.13
30	SABRATON ELEMENTARY	54	41.53	75	57.69
31	JEROME PARK ELEMTARY	99	47.36	110	52.63
32	WOODLAND CHURCH	74	52.11	68	47.88
33	ROCK FORGE	146	61.86	90	38.13
34	MELLON CHAPEL CH	70	43.47	91	56.52
35	MOUNTAINVIEW ELEMEN	149	62.86	88	37.13
36	NORTH ELEMENTARY	39	56.52	30	43.47
37	SUMMERS ELEMENTARY	82	50.93	79	49.06
38	BROOKHAVEN ELEMENTARY	215	52.82	192	47.17
39	MOUNTAINVIEW REHAB	152	82.16	33	17.83
40	WILMA SHRIVERS	55	56.12	43	43.87
41	CROSS ROADS	54	60.00	36	40.00
42	WADESTOWN	113	66.08	58	33.91
44	LAZZELLE UNION	106	45.88	125	54.11
46	SHACK NEIGHBORHOOD	55	44.71	67	54.47
47	SCOTTS RUN VFD	59	37.10	100	62.89
48	CASS ELEMENTARY	35	44.30	44	55.69

PRECINCT NO.	LOCATION	FOR	PERCENT	AGAINST	PERCENT
49	FORT MARTIN UMC	30	52.63	26	45.61
51	CLAY BATTELLE SR CTR	94	59.49	64	40.50
52	PENTRESS ELEMENTARY	98	64.47	54	35.52
53	DAYBROOK ELEMENTARY	106	70.66	44	29.33
54	JAKES RUN SCH	96	51.06	92	48.93
55	CORE ELEMENTARY	72	51.42	66	47.14
56	HAGANS CHRISTIAN CH	13	35.13	24	64.86
58	SUGAR GROVE CH	24	45.28	29	54.71
59	SMITHTOWN COMM CTR	101	47.41	112	52.58
60	GIDLEYS GARAGE	60	52.63	54	47.36
61	RIDGEDALE SCHOOL	174	48.19	187	51.80
62	BROWNS HALLECK BLDG	160	50.79	154	48.88
63	COOL SPRINGS ELEM	37	37.75	61	62.24
64	WAITMAN BARBE ELEM	63	65.62	32	33.33
67	ARNETTSVILLE ELEM	90	45.22	108	54.27
68	LAUREL PT METH CH	126	55.75	100	44.24
69	WAITMAN BARBE SCH	66	38.37	104	60.46
70	WESTOVER JR HIGH SCH	116	58.29	83	41.70
71	WESTOVER JR HIGH SCH	107	55.15	87	44.84
72	RIVERSIDE ELEMENTARY	67	53.17	59	46.82
73	MORGAN HEIGHTS BLDG	106	47.11	118	52.44
74	GRANVILLE VFD	68	46.89	77	53.10
75	WESTOVER JR HIGH SCH	72	54.13	61	45.86
76	TIMBERLINE APTS	22	81.48	5	18.51
77	GOOD COUNSEL FRIARY	316	64.09	176	35.69
78	CHEAT LAKE MIDDLE SCH	275	70.51	115	29.48
79	CHEAT LAKE VFD	290	63.59	166	36.40
80	EASTON ELEM SCHOOL	170	63.43	98	36.56
81	STEWARTSTOWN COMM	121	56.80	92	43.19
82	CALVARY METH CHURCH	77	50.32	76	49.67
83	CANYON CHURCH	200	73.52	71	26.10
84	NORTH ELEM SCHOOL	80	68.37	37	31.62
85	MOUNTAINVIEW SCHOOL	44	53.01	39	46.98
86	NORTH ELEM SCHOOL	225	78.94	60	21.05
87	CHESTNUT HILLS APT	215	76.51	66	23.48
88	BON VISTA APTS	145	72.13	56	27.86
90	ST MARYS CHURCH	133	70.00	56	29.47

PRECINCT NO.	LOCATION	FOR	PERCENT	AGAINST	PERCENT
91	NORTH ELEM SCH	191	81.97	42	18.02
92	WESTOVER JR HIGH	125	52.96	111	47.03

TOTAL FOR THE LEVY.....9,159 59.78%

AGAINST THE LEVY.....6,138 40.06%

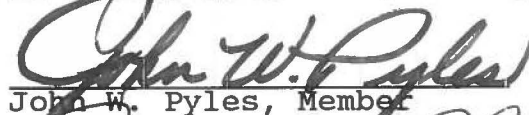
BLANK BALLOTS DROPPED IN BALLOT

BOX NOT VOTED.....23

TOTAL BALLOTS CAST.....15,320

The Board of Canvassers recessed at 10:50 a.m., having completed the counting and tabulating of the Challenged and Absentee Ballots. The Board will reconvene on Thursday, March 10, 1994 at 11:00 a.m., to publicly declare the results of the February 26, 1994 School Levy Election.


Elizabeth M. Martin, President


John W. Pyles, Member


Florence L. Merow, Member

Commissioners of the County Commission & ex officio Board of Canvassers in and for Monongalia County, West Virginia

Thursday, March 10, 1994
11:00 a.m.

The Board of Canvassers certified the actual yes/no votes received in the February 26, 1994 School Levy Election as 9,159 for the Levy and 6,138 against the Levy, and signed the Certificate of Results of said election, within Monongalia County.

The Board of Canvassers adjourned sine die.


Elizabeth M. Martin, President


John W. Pyles, Member

Commissioners of the County Commission & ex officio Board of Canvassers in and for Monongalia County, West Virginia

OPTICAL SCANNING EQUIPMENT
PUBLIC INSPECTION

Tuesday, May 3, 1994
10:00 a.m.

PRESENT:

Elizabeth M. Martin, President
John W. Pyles, Member
Florence L. Merow, Member
Jean Friend, Monongalia Circuit Clerk
Robert Dinsmore, Ballot Commissioner
Jacques Williams, Ballot Commissioner

In accordance with West Virginia State Code 3-4A-13, the members of the Monongalia County Commission convened at the Office of the Monongalia County Clerk with the ballot commissioners present at 10:00 o'clock A.M., where the AIS Optical Scanners are stored, and having examined the Optical Scanners, determined they have been prepared as required by law, and further found the Optical Scanners, Accumulator and Program Deck to be in proper order, and affixed signatures to a written attesting document.

OPTICAL SCANNERS TEST CERTIFICATION # 1

AFTER PUBLIC TEST

In accordance with West Virginia State Code 3-4A-26, the members of the Monongalia County Commission certified that the public test of the program disc to be used in the School Levy Election on Saturday, February 26, 1994 was tested and found to be free from error and affixed signatures to a written certification dated this 3rd day of May, 1994.


ELIZABETH M. MARTIN


JOHN W. PYLES


FLORENCE L. MEROW

COMMISSIONERS OF THE COUNTY
COMMISSION

OPTICAL SCANNING EQUIPMENT
TESTING PRIOR TO OFFICIAL COUNT


Tuesday, May 10, 1994
7:00 p.m.

PRESENT:

ELIZABETH M. MARTIN, President
JOHN W. PYLES, Member
FLORENCE L. MEROW, Member

In accordance with West Virginia State Code 3-4A-26, the members of the Monongalia County Commission repeated the test immediately before the start of the official count and found to be free from error and affixed signatures to a written certification dated this 10th day of May, 1994.


ELIZABETH M. MARTIN


JOHN W. PYLES


FLORENCE L. MEROW

COMMISSIONERS OF THE COUNTY
COMMISSION

OPTICAL SCANNING EQUIPMENT
TESTING AT CONCLUSION OF OFFICIAL COUNT

Tuesday, May 10, 1994
11:30 P.M.

PRESENT:

ELIZABETH M. MARTIN, President
JOHN W. PYLES, Member
FLORENCE L. MEROW, Member

In accordance with West Virginia State Code 3-4A-26, the members of the Monongalia County Commission repeated the test immediately at the conclusion of the official count and found to be free from error and affixed signatures to a written certification dated this 10th day of May, 1994.


ELIZABETH M. MARTIN


JOHN W. PYLES


FLORENCE L. MEROW

COMMISSIONERS OF THE COUNTY
COMMISSION

PRIMARY ELECTION - MAY 10, 1994

MEETINGS OF THE BOARD OF CANVASSERS

FRIDAY, MAY 13, 1994

PRESENT: ELIZABETH M. MARTIN, Pres., Monongalia County Commission
JOHN W. PYLES, Member Monongalia County Commission
FLORENCE L. MEROW, Member Monongalia County Commission
DEPUTY CLERKS- Jim Goodyear, Judi Laughlin, Jodi Maraney, Rosemary Orosz, and Dorothy Pyles

The Board of Canvassers met at 10:30 a.m., on Friday, May 13, 1994, in Room No. 103 of the Monongalia County Courthouse and began by counting the number of challenged ballot envelopes received from each precinct at which time the County Clerk was directed to prepare a synopsis of the 156 challenged ballots cast.

The Board of Canvassers recessed at 11:15 a.m. until Monday, May 16, 1994 at 1:30 P.M.

* * * * *

MONDAY, MAY 16, 1994

PRESENT: ELIZABETH M. MARTIN, Pres., Monongalia County Commission
JOHN W. PYLES, Member Monongalia County Commission
FLORENCE L. MEROW, Member Monongalia County Commission
THELMA J. GIBSON, Monongalia County Clerk
DEPUTY CLERKS- Marvin Drvar, Jim Goodyear, Judi Laughlin, Jodi Maraney, Rosemary Orosz, Dorothy Pyles, and Betty Tennant
OBSERVER: Dick Jarvis

The Board of Canvassers met at 1:30 p.m., on Monday, May 16, 1994, in Room No. 103 of the Monongalia County Courthouse and began by accepting 15 absentee ballots as received from the Circuit Clerk's Office, one of which required determination by the Board of Canvassers because of its postmark being Tuesday, May 10, 1994.

A motion was duly made by Commissioner Merow, seconded by Commissioner Pyles, and unanimously carried, to accept an absentee ballot received in the Circuit Clerk's Office with a postmark date of Tuesday, May 10, 1994.

A motion was duly made by Commissioner Pyles, seconded by Commissioner Merow, and unanimously carried, to refer the 15 absentee ballots received from the Circuit Clerk's Office to the County Clerk for preparation of a synopsis.

County Clerk Thelma J. Gibson stated the possibility of a request for a recount and recommended that determination of a bond amount be set not to exceed the maximum amount of \$300.00, the amount set by West Virginia Code 3-6-9 (d).

A motion was duly made by Commissioner Pyles, seconded by Commissioner Merow, and unanimously carried, setting the amount of bond required for a recount in the amount of \$300.00, and if the result of the election is not changed by the recount, the costs and expenses thereof shall be paid by the party at whose instance the recount was made, as stated in West Virginia Code 3-6-9 (d).

The Board of Canvassers proceeded to compare the Polls Tickets of each precinct to the Statements of Ballots Used as well as the Summary Report generated by the Optical Scanner displaying numbers of ballots cast. After finding no discrepancies, ballots were then sealed with their signatures attached thereto into envelopes identified by precinct number.

The Board of Canvassers recessed at 4:35 p.m. until Wednesday, May 18, 1994 at 2:00 P.M.

* * * * *

WEDNESDAY, MAY 18, 1994

PRESENT: ELIZABETH M. MARTIN, Pres., Monongalia County Commission
JOHN W. PYLES, Member Monongalia County Commission
FLORENCE L. MEROW, Member Monongalia County Commission
THELMA J. GIBSON, Monongalia County Clerk
DEPUTY CLERKS, Jim Goodyear, Judi Laughlin,
Judi Laughlin, Jodi Maraney, Rosemary Orosz, Dorothy
Pyles, and Betty Tennant

The Board of Canvassers met at 2:00 p.m., on Wednesday, May 18, 1994, to review the challenged and absentee ballots cast in the May 10, 1994, Primary Election for the purpose of determining which ballots will be allowed and disallowed.

Advice was sought and received from the Secretary of State's office of whether or not to count voters who have moved more than 30 days prior to an election. An Attorney General's opinion in 1952 was cited which states that such votes should not be counted. The Board of Canvassers were also referred to West Virginia State Code 3-2-27.

A motion was duly made by Commissioner Pyles, seconded by Commissioner Merow, and unanimously carried, to disallow five (5) challenged ballots determined to be not registered.

A motion was duly made by Commissioner Pyles, seconded by Commissioner Merow, and unanimously carried, to allow three (3) ballots of which pollworkers overlooked in the books.

A motion was duly made by Commissioner Merow, seconded by Commissioner Martin, and unanimously carried, to allow one (1) challenged ballot of a voter who voted in the wrong precinct due to illness.

A motion was duly made by Commissioner Merow, seconded by Commissioner Pyles, and unanimously carried, to allow fourteen (14) challenged ballots of voters who moved within 30 days of the election.

A motion was duly made by Commissioner Pyles, seconded by Commissioner Merow, and unanimously carried, to disallow five (5) challenged ballots of voters who requested a ballot of another party other than the party registered.

A motion was duly made by Commissioner Pyles, seconded by Commissioner Merow, and unanimously carried, to allow ninety-seven (97) challenged ballots of pollclerks.

A motion was duly made by Commissioner Merow, seconded by Commissioner Pyles, and unanimously carried, to disallow one (1) challenged ballot of a voter who registered on a postcard, showed no identification at time of election, and failed to come to the County Clerk's office within the specified time period allowed.

A motion was duly made by Commissioner Merow, seconded by Commissioner Pyles, and unanimously carried, to allow one (1) absentee ballot of a pollclerk whose ballot was placed in an incorrect envelope.

A motion was duly made by Commissioner Pyles, seconded by Commissioner Martin, and unanimously carried, to reduce the amount of absentee ballots received by one when it was learned that one (1) envelope was empty.

A motion was duly made by Commissioner Merow, seconded by Commissioner Martin, and unanimously carried, to allow two (2) absentee ballots received.

A motion was duly made by Commissioner Martin, seconded by Commissioner Merow, and unanimously carried, to allow (1) absentee ballot which was separated from its identity.

A motion was duly made by Commissioner Merow, seconded by Commissioner Pyles, and unanimously carried, to disallow twenty four (24) challenged ballots received of voters who voted in the wrong precinct and who moved in excess of thirty (30) days of the election.

A motion was duly made by Commissioner Merow, seconded by Commissioner Pyles, and unanimously carried, to allow fifteen (15) absentee ballots.

A motion was duly made by Commissioner Pyles, seconded by Commissioner Merow, and unanimously carried, to disallow two (2) challenged ballots of voters not found to be registered.

The Board of Canvassers proceeded to open and place face down the Challenged and Absentee ballots to be tabulated by the Optical Scanner.

Following are the total allowed and disallowed Challenged and Absentee votes cast by all precincts:

Allowed: 133
Disallowed: 37

These were then added to the ballots counted on Election night and a final Summary Report was generated by the Optical Scanner.

Following are the total votes cast at each precinct as determined by the Board of Canvassers with the comparison of Poll Tickets and Ballots counted:

CENTRAL DISTRICT							
PREC NO.	DEMOCRATIC POLL		REPUBLICAN POLL		INDEPENDENT POLL		CHALLENGED BALLOTS
	BALLOTS	TICKETS	BALLOTS	TICKETS	BALLOTS	TICKETS	
01	149	151	54	54	4	4	3 (Failed to complete poll ticket)
02	188	186	65	65	6	6	2
03	110	112	42	43	3	3	3
04	185	186	67	67	9	9	1
05	135	139	52	51	4	4	3 (Incorrect ballot issued)
06	46	49	7	8	3	3	4
07	59	61	9	10	2	2	3
08	125	128	41	42	4	4	4
09	138	138	30	30	5	5	0
10	27	30	9	10	0	0	3 (Spoiled poll ticket)
12	31	31	5	5	1	1	0
13	66	66	22	22	1	1	0
14	69	69	29	29	2	2	0
15	145	147	41	41	4	4	2
16	107	108	41	41	3	3	1
17	101	103	24	24	4	4	2
18	23	25	11	11	1	1	2
20	39	40	12	14	1	1	2 (Spoiled poll ticket)

CENTRAL DISTRICT

PREC NO.	DEMOCRATIC POLL		REPUBLICAN POLL		INDEPENDENT POLL		CHALLENGED BALLOTS
	BALLOTS	TICKETS	BALLOTS	TICKETS	BALLOTS	TICKETS	
21	47	48	24	25	2	2	2
22	24	22	7	8	1	1	1
23	189	191	53	51	4	4	0
24	150	152	79	79	1	1	2
26	91	87	52	54	1	1	4
28	114	115	51	52	2	2	2
30	70	71	12	12	1	1	1
31	150	150	36	39	2	2	3
90	93	94	47	47	2	2	1

WESTERN DISTRICT

PREC NO.	DEMOCRATIC POLL		REPUBLICAN POLL		INDEPENDENT POLL		CHALLENGED BALLOTS
	BALLOTS	TICKETS	BALLOTS	TICKETS	BALLOTS	TICKETS	
37	76	76	39	40	2	2	1
40	58	58	21	20	2	1	0
41	50	50	21	21	2	2	0
42	72	72	38	38	2	2	0
44	164	167	28	30	3	3	5
46	106	107	12	13	1	1	2
47	124	126	12	14	0	0	4
48	79	79	8	8	3	3	0
49	32	33	16	16	1	1	0
51	70	70	32	32	1	1	0
52	80	80	22	24	1	1	1
53	61	61	42	42	3	3	0
54	92	94	39	42	3	3	5
55	87	90	41	41	2	2	2
56	27	26	9	9	0	0	1
58	22	23	17	17	0	0	1
59	137	138	46	46	6	6	0 One spoiled poll ticket
60	67	66	17	18	2	2	1
61	196	198	77	76	6	6	2 One Republican poll ticket completed
62	161	162	84	81	5	1	2 Four non- partisan voters Republican ballots and completed non- partisan poll tickets
63	45	45	23	23	1	1	0
64	79	80	14	14	1	1	0 One spoiled ballot
67	128	129	23	25	1	1	2 One spoiled poll ticket
68	98	98	38	38	1	1	0
69	125	12	15	16	3	3	1
70	149	153	29	30	1	1	5
71	119	119	22	22	4	4	0
72	84	84	9	9	0	0	0
73	160	164	40	40	0	0	4
74	155	158	12	13	0	0	3 One reversed poll ticket
75	103	104	23	24	0	0	2
92	158	162	34	37	5	5	3

EASTERN

PREC NO.	DEMOCRATIC POLL BALLOTS	TICKETS	REPUBLICAN POLL BALLOTS	TICKETS	INDEPENDENT POLL BALLOTS	TICKETS	CHALLENGED BALLOTS
25	223	224	22	21	1	1	0 Two spoiled poll tickets
27	113	115	53	53	5	5	1 One spoiled poll ticket
29	103	103	28	28	1	1	0
32	82	82	25	26	0	0	3
33	118	119	41	43	7	7	3
34	94	93	31	31	1	1	0
35	104	104	38	38	4	4	0
36	39	39	17	20	1	1	3
38	244	248	61	63	8	8	6
39	79	83	40	42	3	3	5 One spoiled poll ticket
76	23	24	5	7	2	2	3
77	238	238	106	107	9	9	1
78	157	161	92	92	3	3	5
79	213	213	80	81	10	11	1
80	112	115	54	56	3	3	4
81	102	102	47	47	2	2	0
82	72	72	32	32	0	0	0
83	145	148	52	53	6	6	3
84	69	69	27	27	1	1	0
85	58	60	10	10	2	3	2 One spoiled poll ticket
86	129	130	51	52	2	2	3
87	132	138	66	66	7	8	6
88	100	102	34	36	2	2	4
91	95	97	42	42	2	2	2

TOTAL CHALLENGED BALLOTS 133
TOTAL VOTER REGISTRATION 34,532
TOTAL PERSONS VOTING 11,938

The Board of Canvassers recessed at 4:05 p.m. until Thursday, May 19, 1994 at 1:00 P.M.

* * * * *

BOARD OF CANVASSERS
THURSDAY, MAY 19, 1994

It was the consensus of the Board of Canvassers that the meeting reconvene at 10:00 a.m., on Friday, May 20, 1994.

* * * * *

BOARD OF CANVASSERS

FRIDAY, MAY 20, 1994

PRESENT: ELIZABETH M. MARTIN, Pres., Mon. County Commission
JOHN W. PYLES, President Monongalia County Commission
FLORENCE L. MEROW, Member Monongalia County Commission
THELMA J. GIBSON, County Clerk
DEPUTY CLERKS - Jim Goodyear, Jeanette Johnson,
Jodi Maraney, Rosemary Orosz, Dorothy Pyles, Kim Rose,
Betty Tennant

The Board of Canvassers reconvened at 10:00 a.m., on Friday, May, 20, 1994, and proceeded with the canvassing of the ballots.

In accordance with West Virginia State Code 3-4A-28(4), the Board of Canvassers proceeded to choose at least five (5) percent, being four (4) of the precincts, at random by the drawing of precinct numbers, and ballots were then manually counted. The following precincts were selected.

Precinct 34
Precinct 41
Precinct 68
Precinct 90

The Board of Canvassers recessed at 1:00 p.m. until 2:30 p.m.

The Board of Canvassers reconvened at 2:30 p.m., to continue to manually count the four precincts randomly selected. The votes were then tallied and each verified to the Summary Report generated by the Optical Scanner.

The Board of Canvassers of the County of Monongalia, State of West Virginia, having carefully and impartially examined the returns of the election held in Monongalia County, on the 10th day of May, 1994, do hereby certify that in said County the following votes were received:

DEMOCRATIC BALLOT

FOR THE OFFICE OF THE U.S. SENATOR

ROBERT C. BYRD received	
Seven Thousand Three Hundred Twenty-Five	(7,325)
PAUL NUCHIMS received	
Four Hundred Sixty Eight	(468)
JOHN M. FULLER received	
Five Hundred Forty-Two	(542)

FOR THE OFFICE OF U.S. HOUSE OF REPRESENTATIVES - DISTRICT #1

ALAN B. MOLLOHAN received	
Six Thousand Five Hundred Eighty-Four	(6,584)

FOR THE OFFICE OF STATE SENATE - DISTRICT #13

MICHAEL A. OLIVERIO, II received	
Three Thousand Four Hundred Ninety-Five	(3,495)
EUGENE CLAYPOLE received	
Three Thousand Thirteen	(3,013)

FOR THE OFFICE OF STATE SENATE - DISTRICT #14

JOHN MICHAEL "MIKE" WITHERS received
One Thousand One Hundred Eight (1,108)

ED KERNS received
Five Hundred Forty-Seven (547)

FOR THE OFFICE OF STATE SENATE - DISTRICT #14 (UNEXPIRED TERM)

DAVID E. MILLER received
One Thousand Two Hundred Fifty-Six (1,256)

FOR THE OFFICE OF HOUSE OF DELEGATES - DISTRICT #44

DICK JARVIS received
Three Thousand Fifty (3,050)

DON RODERICK received
Two Thousand Two Hundred Eighty-Nine (2,289)

ROBERT UMBLE, JR. received
One Thousand Four Hundred Fifty-Seven (1,457)

TOMMY ALLMAN received
Two Thousand One Hundred Twenty-Six (2,126)

GREG SAYRE received
Two Thousand Sixteen (2,016)

STEPHEN P. MALCOLM received
Seven Hundred Sixty-One (761)

JIM WEAVER received
One Thousand One Hundred Forty-Four (1,144)

BARBARA E. FLEISCHAUER received
Three Thousand Seven Hundred Seventy-Four (3,774)

BRIAN GALLAGHER received
Four Thousand Twenty-Two (4,022)

ROBERT C. "BOB" BEACH
Three Thousand One Hundred Forty-Six (3,146)

STEPHEN L. COOK received
Three Thousand Four Hundred Eighty-Two (3,482)

FOR THE OFFICE OF HOUSE OF DELEGATES - DISTRICT #42

JOHN TAYLOR received
Fifty Two (52)

JACK F. "JACK" BENNETT received
Thirty Five (35)

EDWIN L. BUNNER received
Thirty Seven (37)

**FOR THE OFFICE OF STATE EXECUTIVE COMMITTEE - DISTRICT #13
(FEMALE)**

SHELBY (BOSLEY) LEARY received
Two Thousand Eight Hundred Fifty (2,850)

PAULA ROSSI WILEY received
Five Hundred Ninety-Nine (599)

YOLANDA NAPPLE received
Two Hundred Ninety-Four (294)

THELMA J. GIBSON received Three Thousand Three Hundred Twenty-Three	(3,323)
ANNE HEARST received One Thousand Five Hundred Fourteen	(1,514)
PATRICIA A. BUNNER received One Thousand One Hundred Seventy-Six	(1,176)

**FOR THE OFFICE OF STATE EXECUTIVE COMMITTEE - DISTRICT #14
(FEMALE)**

CHARLENE WITHERS received Eight Hundred Eighty-One	(881)
REVA V. GREEN received Two Hundred Forty-Five	(245)
CARYE L. BLANEY received One Thousand One Hundred Seventy-Four	(1,174)

STATE EXECUTIVE COMMITTEE - DISTRICT #13 (MALE)

CYRIL O. MINNICK received One Thousand Eighty-Nine	(1,089)
JOE MANCHIN, III received Three Thousand Four Hundred Ninety-Seven	(3,497)
JAMES E. "JIM" SAGO received One Thousand Four Hundred Eighty-Eight	(1,488)
JOHN W. PYLES received Three Thousand Thirty	(3,030)

STATE EXECUTIVE COMMITTEE - DISTRICT 14 (MALE)

DICK GREEN received One Hundred Eighty-Three	(183)
DAVID "O.B." COLLINS received One Hundred Eighty-One	(181)
JACK SANDERS received One Hundred Twenty-Five	(125)
KEN AUVIL received Two Hundred Ninety-Three	(293)
ALAN K. LINDAMOOD received One Thousand Ninety-Eight	(1,098)
DAVID E. MILLER received Seven Hundred Seven	(707)

FOR THE OFFICE OF COUNTY COMMISSIONER

ELIZABETH "LIZ" MARTIN received Three Thousand Eight Hundred Seven	(3,807)
BETTY LEMLEY WILEY received Four Thousand Three Hundred Fourteen	(4,314)

**FOR THE OFFICE OF CONGRESSIONAL EXECUTIVE COMMITTEE - DISTRICT #1
(FEMALE)**

FLORENCE L. MEROW received
Five Thousand Seven Hundred Thirty-Seven (5,737)

FOR THE OFFICE OF SENATORIAL COMMITTEE - DISTRICT #13 (FEMALE)

CATHERINE (KITTY) TINNEY received
Two Thousand Five Hundred Seventy-Eight (2,578)

JULIA R. OLIVERIO received
Two Thousand Seven Hundred Fifty-Nine (2,759)

FOR THE OFFICE OF SENATORIAL COMMITTEE - DISTRICT #14 (FEMALE)

JEAN FRIEND received
One Thousand Four Hundred Twenty-One (1,421)

FOR THE OFFICE OF SENATORIAL COMMITTEE - DISTRICT #14 (MALE)

EUGENE SELLARO received
One Thousand Two Hundred Three (1,203)

**FOR THE OFFICE OF COUNTY EXECUTIVE COMMITTEE - DISTRICT #1
(FEMALE)**

MRS. JOHN W. (ELLEANOR) HORNE received
One Hundred Seventy-Eight (178)

CECILIA "SISSY" PALMER received
Two Hundred Sixty-Four (264)

**FOR THE OFFICE OF COUNTY EXECUTIVE COMMITTEE - DISTRICT #2
(FEMALE)**

ANN DACEY received
One Hundred Nineteen (119)

MRS. CHARLES (JANICE) BYRER received
One Hundred Forty-Five (145)

**FOR THE OFFICE OF COUNTY EXECUTIVE COMMITTEE - DISTRICT #3
(FEMALE)**

WENDY GAIL ALKE received
One Hundred Thirty (130)

ANNE HEARST received
Two Hundred (200)

MRS. BENNIE (MAXINE) PALMER
Two Hundred Six (206)

**FOR THE OFFICE OF COUNTY EXECUTIVE COMMITTEE - DISTRICT #4
(FEMALE)**

BARBARA RASMUSSEN received
Four Hundred Eighty-One (481)

BEULAH CALLEN received
Two Hundred Twenty-Five (225)

**FOR THE OFFICE OF COUNTY EXECUTIVE COMMITTEE - DISTRICT #5
(FEMALE)**

EDITH B. BARILL received
Five Hundred Forty (540)

FOR THE OFFICE OF COUNTY EXECUTIVE COMMITTEE - DISTRICT #6
(FEMALE)

THELMA J. GIBSON received
Two Hundred Ninety-Three (293)

JOYCE E. HAWKINS received
Two Hundred Seventy-Four (274)

FOR THE OFFICE OF COUNTY EXECUTIVE COMMITTEE - DISTRICT #7
(FEMALE)

MRS. JOHN W. (CHARLOTTE) PYLES received
Two Hundred Eighty-Seven (287)

FOR THE OFFICE OF COUNTY EXECUTIVE COMMITTEE - DISTRICT #8
(FEMALE)

JEAN FRIEND received
Four Hundred Eighty-Two (482)

MRS. HAYDN (HELEN) JONES received
Two Hundred Thirty-Four (234)

FOR THE OFFICE OF COUNTY EXECUTIVE COMMITTEE - DISTRICT #9
(FEMALE)

MRS. CLARENCE (BETTY) TENNANT received
One Hundred Fifty-Seven (157)

JOANNE SUMMERS received
Three Hundred Twenty-Six (326)

CATHERINE (KITTY) TINNEY received
Four Hundred Seven (407)

FOR THE OFFICE OF COUNTY EXECUTIVE COMMITTEE - DISTRICT #10
(FEMALE)

ROBYN K. LINDAMOOD received
Two Hundred Sixty-Six (266)

JACKIE BALASKO received
Two Hundred Fifty-Seven (257)

FOR THE OFFICE OF COUNTY EXECUTIVE COMMITTEE - DISTRICT #11
(FEMALE)

ALICE WILMOUTH received
Two Hundred Ninety-Nine (299)

DONNA ADKINS received
Two Hundred Nineteen (219)

FOR THE OFFICE OF COUNTY EXECUTIVE COMMITTEE - DISTRICT #12
(FEMALE)

SHELBY (BOSLEY) LEARY received
Four Hundred Nine (409)

ANN SMITH received
Three Hundred Twenty-Three (323)

**FOR THE OFFICE OF COUNTY EXECUTIVE COMMITTEE - DISTRICT #1
(MALE)**

WILLIAM (BILL) AYERS received One Hundred Ninety-Eight	(198)
GERALD E. CHIDESTER received One Hundred Thirty-One	(131)
JEFFREY A. HUDSON received Ninety-Two	(92)

**FOR THE OFFICE OF COUNTY EXECUTIVE COMMITTEE - DISTRICT #2
(MALE)**

KENNY LINDAMOOD received Seventy-One	(79)
FRANCIS "FRAN" LAGATTA received Eighty-One	(81)
FRANK PETRYSZAK received Eighty-five	(85)
GLENNIE F. SEWELL received Twenty	(20)

**FOR THE OFFICE OF COUNTY EXECUTIVE COMMITTEE - DISTRICT #3
(MALE)**

PATRICK ROSS ESPOSITO, II received One Hundred Eighty-Six	(186)
JOHN HALL received One Hundred Fifty-Eight	(158)
FRANK S. MARINO, JR., received Two Hundred Fifteen	(215)

**FOR THE OFFICE OF COUNTY EXECUTIVE COMMITTEE - DISTRICT #4
(MALE)**

GREG SAYRE received Three Hundred Fifty-Nine	(359)
GABRIEL A. NARDI received One Hundred Sixty	(160)
FRANK M. SALUCCI, II received Two Hundred Twenty-Eight	(228)
C. LATELLE HALL received Fifty-Seven	(57)

**FOR THE OFFICE OF COUNTY EXECUTIVE COMMITTEE - DISTRICT #5
(MALE)**

FRED J. POWELL received One Hundred Ninety-Five	(195)
DICK JARVIS received Four Hundred Twenty-Four	(424)

**FOR THE OFFICE OF COUNTY EXECUTIVE COMMITTEE - DISTRICT #6
(MALE)**

L.W. "BILL" BARTOLO received Two Hundred Ninety-Nine	(299)
STEVE SIEGWARTH received Two Hundred Ten	(210)

FOR THE OFFICE OF COUNTY EXECUTIVE COMMITTEE - DISTRICT #7
(MALE)

JOHN W. PYLES received
Two Hundred Thirty-Six (236)

CARL D. YORK received
Two Hundred Seven (207)

FOR THE OFFICE OF COUNTY EXECUTIVE COMMITTEE - DISTRICT #8
(MALE)

JAY EVERLY received
Two Hundred Forty-Five (245)

DANNY DEBIASE received
Two Hundred One (201)

EUGENE SELLARO received
Two Hundred Sixty-Two (262)

FOR THE OFFICE OF COUNTY EXECUTIVE COMMITTEE - DISTRICT #9
(MALE)

JOHN E. PYLES received
One Hundred Eighty-Nine (189)

JOSEPH "JOE" BARTOLO received
Seven Hundred Thirty-Two (732)

FOR THE OFFICE OF COUNTY EXECUTIVE COMMITTEE - DISTRICT #10
(MALE)

ALAN K. LINDAMOOD received
Two Hundred Fifty-Two (252)

BRUCE BLANEY received
Two Hundred Seventy-Five (275)

FOR THE OFFICE OF COUNTY EXECUTIVE COMMITTEE - DISTRICT 11
(MALE)

CHARLES A. BRANNEY received
Two Hundred Fifty-Two (252)

TED R. NORDSTROM received
Eighty-Six (86)

PETE SHUMILOFF received
Two Hundred Thirty-Eight (238)

FOR THE OFFICE OF COUNTY EXECUTIVE COMMITTEE - DISTRICT #12
(MALE)

DAVID LEE SMITH received
Two Hundred Forty-Eight (248)

GARY W. LEARY received
Three Hundred Sixteen (316)

WILLIAM KECK BUNNER received
One Hundred Forty-Eight (148)

FOR THE OFFICE OF U.S. SENATOR

ARTHUR GINDIN received
Eight Hundred Eighty (880)

STAN KLOS received
One Thousand Five Hundred Sixty (1,560)

FOR THE OFFICE OF U.S. HOUSE OF REPRESENTATIVES - DISTRICT #1

SALLY ROSSY RILEY received
Two Thousand Fifty (2,050)

FOR THE OFFICE OF STATE SENATE - DISTRICT #14

SARAH M. MINEAR received
Five Hundred Twenty-Nine (529)

FOR THE OFFICE OF HOUSE OF DELEGATES - DISTRICT #44

DORCAS K. HARBERT received
One Thousand Seven Hundred Thirteen (1,713)

ERIC T. BLASS received
One Thousand Eight Hundred Ninety-Three (1,893)

MARLENE H. FRICH received
One Thousand Seven Hundred Sixteen (1,716)

**FOR THE OFFICE OF STATE EXECUTIVE COMMITTEE - DISTRICT #13
(FEMALE)**

MARGARET PROVINS WATERS received
One Thousand Five Hundred Twelve (1,512)

**FOR THE OFFICE OF STATE EXECUTIVE COMMITTEE - DISTRICT #14
(FEMALE)**

SARAH M. MINEAR received
Three Hundred Fifty-Three (353)

BETTYE B. SWIGER received
Two Hundred Seventy-One (271)

BETTY L. WALLS received
Three Hundred Seventy-One (371)

**FOR THE OFFICE OF STATE EXECUTIVE COMMITTEE - DISTRICT #13
(MALE)**

KRIS WARNER received
One Thousand Four Hundred Fifty-Five (1,455)

**FOR THE OFFICE OF STATE EXECUTIVE COMMITTEE - DISTRICT #14
(MALE)**

BILL HERRING received
Three Hundred Eighty-Seven (387)

L. N. (DEBOY) THORP received
Two Hundred Forty-Seven (247)

DONALD L. STEMPLE received
Eighty-One (81)

BOB PRICE received
Three Hundred Twenty-Two (322)

FOR THE OFFICE OF CONGRESSIONAL EXECUTIVE COMMITTEE - DISTRICT #1
(FEMALE)

MARGARET PROVINS WATERS received
One Thousand Nine Hundred Eighty-Nine (1,989)

FOR THE OFFICE OF SENATORIAL EXECUTIVE COMMITTEE - DISTRICT #13
(FEMALE)

JOSEPHINE H. JOSEPH received
One Thousand Four Hundred Fifty-Four (1,454)

FOR THE OFFICE OF SENATORIAL EXECUTIVE COMMITTEE - DISTRICT #13
(MALE)

TERRY T. JONES received
One Thousand Six Hundred Eighty-One (1,681)

FOR THE OFFICE OF COUNTY EXECUTIVE COMMITTEE - DISTRICT #2
(FEMALE)

FRANCES L. VANSKOY received
Eighty-Seven (87)

FOR THE OFFICE OF COUNTY EXECUTIVE COMMITTEE - DISTRICT #5
(FEMALE)

MARLENE H. FRICH received
One Hundred Three (103)

LOIS STIREWALT O'CONNER received
Seventy (70)

FOR THE OFFICE OF COUNTY EXECUTIVE COMMITTEE - DISTRICT #12
(FEMALE)

BLENDINE EDDY received
One Hundred Eighty-Eight (188)

FOR THE OFFICE OF COUNTY EXECUTIVE COMMITTEE - DISTRICT #8
(MALE)

PAUL N. KAPNICKY received
Two Hundred Forty-Four (244)

FOR THE OFFICE OF COUNTY EXECUTIVE COMMITTEE - DISTRICT #10
(MALE)

BOB PRICE received
One Hundred Ninety-Seven (197)

FOR THE OFFICE OF BOARD OF EDUCATION

CLARENCE HARVEY, JR. received
Four Thousand One Hundred Two (4,102)

WAYNE G. BAKER received
Two Thousand Nine Hundred Eighty-Eight (2,988)

STACY L. GROSCUP received
Five Thousand Eight Hundred Eighty-Three (5,883)

NANCY J. HOUSTON received
Five Thousand One Hundred Thirty-Seven (5,137)

RICHARD "RICK" RASPA received
Two Thousand Six Hundred Ninety (2,690)

JOSEPH E. STRAKAL, JR. received
Two Thousand Seven

(2,007)

MELANIE JOHNSON received
Two Thousand Two Hundred Ninety-Four

(2,294)

**FOR THE OFFICE OF CONGRESSIONAL EXECUTIVE COMMITTEE - DISTRICT #1
(WRITE-IN)**

JOHN W. PYLES received
Sixteen

(16)

**FOR THE OFFICE OF SENATORIAL EXECUTIVE COMMITTEE - DISTRICT #13
(WRITE-IN)**

JOHN W. PYLES received
Fourteen

(14)

The Board of Canvassers recessed at 4:45 p.m. to reconvene on Monday, May 23, 1994 to certify the results of the May, 10, 1994 Primary Election.

* * * * *

BOARD OF CANVASSERS

MONDAY, MAY 23, 1994

The Board of Canvassers certified all the results written above to be the actual votes received by each candidate in the May 10, 1994, Primary Election, and signed separate certificates of the results of said election, within Monongalia County, for each of the offices to be filled by each political party.

The Board of Canvassers adjourned at 4:00 o'clock p.m., sine die.

Elizabeth M. Martin
John W. Pyles
Florence L. Brown

COMMISSIONERS OF THE COUNTY
COMMISSION AND EX-OFFICIO BOARD
OF CANVASSERS IN AND FOR
MONONGALIA COUNTY, WEST VIRGINIA

Attest: *Helma F. Hixon*

OPTICAL SCANNING EQUIPMENT
PUBLIC INSPECTION

Monday, October 31, 1994
10:00 a.m.

PRESENT:

Elizabeth M. Martin, President
John W. Pyles, Member
Florence L. Merow, Member
Thelma J. Gibson, Monongalia County Clerk
Jean Friend, Monongalia Circuit Clerk
Robert Dinsmore, Ballot Commissioner

In accordance with West Virginia State Code 3-4A-13, the members of the Monongalia County Commission convened at the Office of the Monongalia County Clerk with one (1) ballot commissioner present at 10:00 o'clock A.M., where the AIS Optical Scanners are stored, and having examined the Optical Scanners, determined they have been prepared as required by law, and further found the Optical Scanners, Accumulator and Program Deck to be in proper order, and affixed signatures to a written attesting document.

OPTICAL SCANNERS TEST CERTIFICATION # 1

AFTER PUBLIC TEST

In accordance with West Virginia State Code 3-4A-26, the members of the Monongalia County Commission certified that the public test of the program disc to be used in the General Election on Tuesday, November 8, 1994 was tested and found to be free from error and affixed signatures to a written certification dated this 31st day of October, 1994.


ELIZABETH M. MARTIN


JOHN W. PYLES


FLORENCE L. MEROW

COMMISSIONERS OF THE COUNTY
COMMISSION

ATTEST:

BY:



TITLE:

MONONGALIA COUNTY CLERK