

# GENERAL ELECTION

NOVEMBER 7, 2000

## POLLING PLACES APPROVED

In the County Commission Meeting on Tuesday, October 10, 2000, a motion was duly made by Commissioner Bell, seconded by Commissioner Pyles, and unanimously carried to approve the following list of Polling Locations for the November 7, 2000 General Election, in compliance with West Virginia State Code 3-1-7 as follows:

### POLLING LOCATIONS GENERAL ELECTION – NOVEMBER 7, 2000

#### 13<sup>TH</sup> SENATORIAL DISTRICT

##### CENTRAL DISTRICT

- 01 \*CHURCH OF GOD – 664 MADIGAN AVENUE
- 02 CENTRAL FIRE STATION – SOUTH HIGH STREET
- 03 BD EDUCATION BLDG – SOUTH HIGH STREET
- 04 \*MORGANTOWN HIGH SCHOOL – RM 201
- 05 MORGANTOWN HIGH SCHOOL – RM 206
- 06 MORGANTOWN HIGH SCHOOL – RM 210
- 07 MORGANTOWN HIGH SCHOOL – RM 208
- 08 MORGANTOWN HIGH SCHOOL – RM 204
- 09 NEW MAINTENANCE SHOP – BROCKWAY
- 10 MON CO SENIOR CTR – FRONT LOBBY
- 12 \*UNIVERSITY HIGH SCHOOL – GYM LOBBY
- 13 CENTRAL ELEMENTARY SCHOOL
- 14 CENTRAL ELEMENTARY SCHOOL
- 15 \*WOODBURN ELEMENTARY SCHOOL
- 16 WILES HILL SCHOOL
- 17 WILES HILL SCHOOL
- 18 STANSBURY HALL – WVU LOWER LEVEL
- 20 SENECA CENTER – UPPER LEVEL
- 21 ST FRANCIS CENTRAL CATHOLIC SCHOOL - GYM
- 22 MONONGALIA COUNTY HEALTH DEPARTMENT
- 23 \*SUNCREST PRIMARY SCHOOL – JUNIOR AVENUE
- 24 SUNCREST PRIMARY SCHOOL – JUNIOR AVENUE
- 26 \*SUNCREST MIDDLE SCHOOL – BALDWIN STREET
- 28 WVU CREATIVE ARTS CENTER
- 30 \*SABRATON BAPTIST CHURCH
- 31 SABRA UNITED METH CHURCH – DARST ST GYM
- 90 \*ST MARY'S CATHOLIC CHURCH – FOYER

##### EASTERN DISTRICT

- 25 STAR CITY FIRE HALL
- 27 SUNCREST PRIMARY SCHOOL – JUNIOR AVENUE
- 29 STAR CITY FIRE HALL
- 32 WOODLAND CHURCH - MILEGROUND
- 35 MOUNTAINVIEW ELEMENTARY SCHOOL - CAFETERIA
- 36 NORTH ELEMENTARY SCHOOL COMMONS
- 39 HEALTHSOUTH MOUNTAINVIEW REHAB HOSPITAL
- 76 \*TIMBERLINE APARTMENTS
- 79A CHEAT LAKE VFD
- 79B CHEAT LAKE VFD
- 80 EASTON ELEMENTARY SCHOOL
- 81 STEWARTSTOWN COMMUNITY BUILDING
- 82 CALVARY UN METH CHURCH – FELLOWSHIP HALL
- 83A CANYON PRESBYTERIAN CHURCH
- 83B CANYON PRESBYTERIAN CHURCH
- 84 NORTH ELEMENTARY SCHOOL COMMONS
- 86 \*NORTH ELEMENTARY SCHOOL COMMONS
- 87A CHESTNUT HILL APTS – PARTY ROOM
- 87B CHESTNUT HILL APTS – PARTY ROOM
- 88 CHESTNUT RIDGE COMMONS BED & BREAKFAST – CONFERENCE ROOM  
1000 STEWARTSTOWN ROAD
- 91 NORTH ELEMENTARY SCHOOL

#### 13<sup>TH</sup> SENATORIAL DISTRICT

##### WESTERN DISTRICT

- 54 JAKES RUN ELEMENTARY SCHOOL GYM
- 55 CORE COMMUNITY CENTER - GYM
- 56 HAGANS CHRISTIAN CHURCH
- 58 SUGAR GROVE PRESBYTERIAN CHURCH
- 70 WESTOVER ELEMENTARY SCHOOL
- 71 WESTOVER CITY HALL
- 72 RIVERSIDE ELEMENTARY SCHOOL
- 73 \*MORGAN HEIGHTS COMMUNITY BLDG
- 74 GRANVILLE VFD
- 75 WESTOVER ELEMENTARY SCHOOL
- 92 ST ELIZABETH ANN SETON CHURCH

#### 14<sup>TH</sup> SENATORIAL DISTRICT

##### CENTRAL DISTRICT

NONE

##### EASTERN DISTRICT

- 33 ROCK FORGE NEIGHBORHOOD HOUSE
- 34 MELLON CHAPEL CHURCH CEMETARY
- 38A BROOKHAVEN SCHOOL – GYM ROOM 120
- 38B BROOKHAVEN SCHOOL – GYM ROOM 120
- 77A TYRONE UNITED METHODIST CH-UPSTAIRS
- 77B TYRONE UNITED METHODIST DOWNSTAIRS
- 78A CHEAT LAKE ELEMENTARY SCHOOL
- 78B CHEAT LAKE ELEMENTARY SCHOOL
- 85 MOUNTAINVIEW ELEMENTARY SCHOOL

##### WESTERN DISTRICT

- 37 SUMMERS ELEMENTARY SCHOOL
- 59 SMITHTOWN SCHOOL COMMUNITY CTR
- 60 JOHNSON CHAPEL UM CHURCH
- 61A RIDGEDALE ELEMENTARY SCH - LIBRARY
- 61B RIDGEDALE ELEMENTARY SCH
- 62A BROWNS HALLECK COMMUNITY BLDG
- 62B BROWNS HALLECK COMMUNITY BLDG
- 63 COOL SPRINGS ELEMENTARY SCHOOL
- 64 BOOTH UNION UNITED METHODIST CH
- 67 ARNETTSVILLE ELEMENTARY SCH - GYM
- 68 LAUREL PT METH CH - FELLOWSHIP HALL
- 69 WAITMAN BARBE ELEMENTARY SCHOOL

CONGRESSIONAL DISTRICT...1<sup>ST</sup> .....ALL

DELEGATE DISTRICT....44 ALL  
EXCEPT PCT 62A & 62B...42

SENATORIAL DISTRICT..13 & 14 (SEE PCT LIST)

MAGISTERIAL DISTRICT...CENTRAL, EASTERN  
& WESTERN (SEE PCT LIST)

## WESTERN DISTRICT

40 WILMA SHRIVER'S GARAGE  
41 CROSS ROADS COMMUNITY CENTER  
42 WADESTOWN VFD  
44 LAZZELLE UNION SCHOOL  
46 \*SHACK NEIGHBORHOOD HOUSE  
47 SCOTTS RUN VFD  
48 SCOTTS RUN SETTLEMENT HOUSE  
49 FORT MARTIN UM CHURCH  
51 CLAY-BATTELLE SENIOR CENTER  
52 OLIVE UNITED METHODIST CHURCH - ANNEX  
53 DAYBROOK ELEMENTARY SCHOOL

## MONONGALIA COUNTY


13<sup>TH</sup> SENATORIAL DISTRICT.....70  
14<sup>TH</sup> SENATORIAL DISTRICT.....21  
TOTAL PRECINCTS.....91

MICHAEL A. OLIVERIO  
MONONGALIA COUNTY CLERK


\*HANDICAP BOOTH

\*\* ALL POLLING PLACES ARE SUBJECT  
TO CHANGE

Michael A. Oliverio  
Monongalia County Clerk

  
JOHN W. PYLES, President

  
BETTY L. WILEY, Member

  
ROBERT BELL, Member

COMMISSIONERS OF THE  
COUNTY COMMISSION



# MONONGALIA COUNTY CLERK

COURT HOUSE, 243 HIGH STREET, ROOM 123  
MORGANTOWN, WEST VIRGINIA 26505-5491  
Telephone: 304/291-7230 Fax: 304/291-7233

MICHAEL A. OLIVERIO  
Clerk



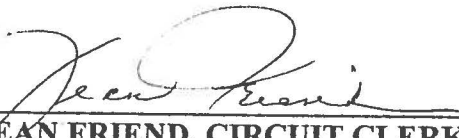
## INSPECTION OF BALLOTS

WV CODE 3-4A-13

WE, THE UNDERSIGNED MEMBERS OF THE MONONGALIA COUNTY COMMISSION AND THE BALLOT COMMISSIONERS CONVENED AT THE OFFICE OF THE MONONGALIA COUNTY CLERK ON OCTOBER 31, 2000 AT 9:00 A.M. WHERE THE BALLOTS WERE PLACED IN THE BALLOT BOXES AND LOCKED INDIVIDUALLY. THE BALLOT BOXES WERE SECURED IN THE DOUBLE LOCKED BALLOT ROOM WITH THE COUNTY CLERK AND THE PRESIDENT OR PRESIDENT PRO TEMPORE OF THE MONONGALIA COUNTY COMMISSION HOLDING EACH A KEY. THE ROOM SHALL BE UNLOCKED ONLY IN THEIR PRESENCE AND ONLY FOR THE TRANSPORTATION TO THE POLLS.

DATED THIS 31ST DAY OF OCTOBER, 2000.

  
JOHN W. PYLES, PRESIDENT

  
JEAN FRIEND, CIRCUIT CLERK

  
BETTY L. WILEY, COMMISSIONER

  
BALLOT COMMISSIONER

  
ROBERT "BOB" BELL, COMMISSIONER

  
BALLOT COMMISSIONER

DATE: Oct 31, 00

ATTEST:   
MONONGALIA COUNTY CLERK

# MONONGALIA COUNTY CLERK

COURT HOUSE, 243 HIGH STREET, ROOM 123  
MORGANTOWN, WEST VIRGINIA 26505-5491  
Telephone: 304/291-7230 Fax: 304/291-7233

MICHAEL A. OLIVERIO  
Clerk

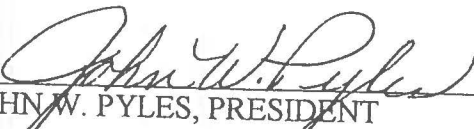



## OPTICAL SCANNING EQUIPMENT PUBLIC INSPECTION CERTIFICATION #1

WV CODE 3-4A-26

WE, THE UNDERSIGNED MEMBERS OF THE MONONGALIA COUNTY COMMISSION CONVENED AT THE OFFICE OF THE MONONGALIA COUNTY CLERK WHERE THE OPTICAL SCANNERS ARE STORED AND HAVING EXAMINED THE OPTICAL SCANNERS, DO DETERMINE THEY HAVE BEEN PREPARED AS REQUIRED BY LAW.

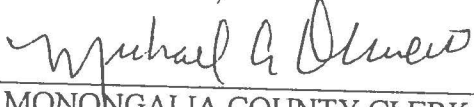
FOLLOWING THE TEST, WE FIND THE OPTICAL SCANNER, ACCUMULATOR AND PROGRAM DECK FOR THE NOVEMBER 7, 2000 GENERAL ELECTION TO BE IN PROPER ORDER, FREE FROM ERROR AND ENDORSE OUR APPROVAL BY AFFIXING OUR SIGNATURE HERETO.

  
JOHN W. PYLES, PRESIDENT

  
BETTY L. WILEY, COMMISSIONER

  
ROBERT "BOB" BELL, COMMISSIONER

DATE: Oct 31, 00

ATTEST:   
MONONGALIA COUNTY CLERK

# MONONGALIA COUNTY CLERK

COURT HOUSE, 243 HIGH STREET, ROOM 123  
MORGANTOWN, WEST VIRGINIA 26505-5491  
Telephone: 304/291-7230 Fax: 304/291-7233

MICHAEL A. OLIVERIO  
Clerk

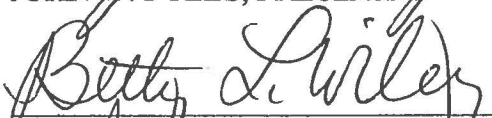


## OPTICAL SCANNING EQUIPMENT TESTING PRIOR TO OFFICIAL COUNT CERTIFICATION TEST #2

WV CODE 3-4A-26

IN ACCORDANCE WITH WEST VIRGINIA STATE CODE 3-4A-26, THE MEMBERS OF THE MONONGALIA COUNTY COMMISSION REPEATED THE TEST OF THE OPTICAL SCANNING EQUIPMENT IMMEDIATELY BEFORE THE START OF THE OFFICIAL COUNT OF THE NOVEMBER 7, 2000 GENERAL ELECTION AND FOUND TO BE FREE FROM ERROR AND AFFIXED SIGNATURES TO A WRITTEN CERTIFICATION DATED THIS 7<sup>th</sup> DAY OF NOVEMBER, 2000.

  
JOHN W. PYLES, PRESIDENT

  
BETTY L. WILEY, COMMISSIONER

  
ROBERT "BOB" BELL, COMMISSIONER

DATE: Nov 7, 2000

ATTEST:   
MONONGALIA COUNTY CLERK

# MONONGALIA COUNTY CLERK

COURT HOUSE, 243 HIGH STREET, ROOM 123  
MORGANTOWN, WEST VIRGINIA 26505-5491  
Telephone: 304/291-7230 Fax: 304/291-7233


MICHAEL A. OLIVERIO  
Clerk




## OPTICAL SCANNING EQUIPMENT TESTING AT CONCLUSION OF OFFICIAL COUNT TEST CERTIFICATION #3

WV CODE 3-4A-26

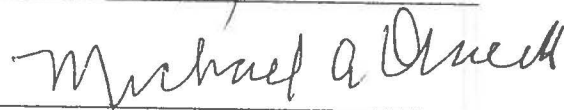
IN ACCORDANCE WITH WEST VIRGINIA STATE CODE 3-4A-26, THE MEMBERS OF THE MONONGALIA COUNTY COMMISSION REPEATED THE TEST OF THE OPTICAL SCANNING EQUIPMENT IMMEDIATELY AT THE CONCLUSION OF THE OFFICIAL COUNTING OF THE NOVEMBER 7, 2000 GENERAL ELECTION AND FOUND TO BE FREE FROM ERROR AND AFFIXED SIGNATURES TO A WRITTEN CERTIFICATION DATED THIS 7<sup>TH</sup> DAY OF NOVEMBER, 2000.

  
JOHN W. PYLES, PRESIDENT

  
BETTY L. WILEY, COMMISSIONER

  
ROBERT "BOB" BELL, COMMISSIONER

DATE: NOV 7, 2000

ATTEST:   
MONONGALIA COUNTY CLERK

**GENERAL ELECTION – NOVEMBER 7, 2000**

**MEETINGS OF THE BOARD OF CANVASSERS**

**MONDAY, NOVEMBER 13, 2000**

**PRESENT: MONONGALIA COUNTY COMMISSION PRESIDENT –**

John W. Pyles

**MONONGALIA COUNTY COMMISSION MEMBERS –** Robert Bell  
and Betty L. Wiley

**MONONGALIA COUNTY CLERK –** Michael A. Oliverio

**DEPUTY CLERKS FROM THE COUNTY CLERK'S OFFICE –** Betty  
Tennant, April Davies, Rennetta McClure, Jodi Maraney, Tonya Rowan and  
Janet Lowe

**CIRCUIT CLERK –** Jean Friend

**DEPUTY CLERKS FROM THE CIRCUIT CLERK'S OFFICE –** Ellen  
Jacobs

**MAINTENANCE –** Richard Beers

**TALLY CLERKS –** Carlene Hagar, William Bonsall, Jean Bonsall, Randy  
Fraley, Charles H. Bowers, Deborah L. McGinnis, David R. Smith, Shelia  
Smith and Marlene H. Frich

**CANDIDATES –** Cindy Frich

**DOMINION POST REPRESENTATIVE –** Evelyn Ryan

The Board of Canvassers reconvened at 9:07 o'clock A.M. on Monday, November 13, 2000, in Room Number 103, Voters Registration, of the Monongalia County Courthouse and unlocked the vault to remove the five randomly selected precincts to hand tally the ballots.

In accordance with West Virginia State Code 3-4A-28 (4), the Board of Canvassers proceeded to choose at least five percent (5%), being five (5) of the precincts, at random by the drawing of precinct numbers, and then proceeded to manually count the ballots of those Precincts. The five precincts randomly selected by Commissioner Betty L. Wiley to Hand Tally were made a matter of record as follows:

**Precinct 69 – Waitman Barbe Elementary School**

**Precinct 68 – Laurel Pt Methodist Church – Fellowship Hall**

**Precinct 72 – Riverside Elementary School**

**Precinct 16 – Wiles Hill School**

**Precinct 62A – Browns Halleck Community Building**

Said Precincts' Ballot Boxes were removed from the Locked Ballot Room of the Vault and transported to Room No. 103, Voters Registration, of the Monongalia County Courthouse.

The following individuals were on the hand tallying teams:

**PRECINCT 72 HAND TALLYING TEAM**

Commissioner Robert Bell

Tally Clerk Charles H. Bowers

Tally Clerk Jean Bonsall

Tally Clerk Carlene Hagar

**PRECINCT 16 HAND TALLYING TEAM**

Commissioner Betty L. Wiley  
Tally Clerk William Bonsall  
Tally Clerk Randy Fraley  
Tally Clerk David Smith

**PRECINCT 68 HAND TALLYING TEAM**

Commissioner John W. Pyles  
Secretary County Commission Deborah McGinnis  
Tally Clerk Shelia Smith  
Deputy Circuit Clerk Ellen Jacobs  
Tally Clerk Marlene Frich (Arrived at 9:52 A.M. and took Ellen Jacobs place tallying.)

A Deputy Clerk from the Circuit Clerk's Office delivered the Absentee Ballots, which were received too late to be delivered to the Precincts, to the Board of Canvassers, as follows:

**NOVEMBER 7, 2000 GENERAL ELECTION  
BALLOTS NOT CHALLENGED**

Precinct 2	Neva B. Staley	429 Callen Avenue, Morgantown	11/8/2000
Precinct 4	Jessica Orndorff	220 Logan Avenue, Morgantown	10/30/2000
Precinct 5	Matthew Armistead	504 Grand Street, Morgantown	11/9/2000
Precinct 5	Debra R. Cohen	500 Grand Street, Morgantown	11/8/2000
Precinct 5	Sarah Finklea	100 Maple Avenue, Morgantown	11/8/2000
Precinct 5	Carol Summers	72 Wilson Avenue, Morgantown	11/9/2000
Precinct 8	Adam Tanner	955 Southpoint, Morgantown	11/8/2000
Precinct 8	Sarah A. Kleckner	345 Green Street, Apartment 1, Morgantown	11/9/2000
Precinct 8	Kali Wilson	484 Wilson Avenue, Morgantown	11/9/2000
Precinct 12	Woodrow R. Matheny	700 North High Street, Morgantown	11/8/2000
Precinct 17	Mark H. Bryer	420 Raymond Street, Morgantown	11/8/2000
Precinct 17	Kelsi Montgomery	108 Highland Avenue, Morgantown	11/9/2000
Precinct 23	Dorie L. Taylor	678 West View Avenue, Morgantown	11/8/2000
Precinct 23	Barbara A. Craig	676 Killarney Drive, Morgantown	11/8/2000
Precinct 24	Yotam Gingold	643 Valley View Street, Morgantown	11/9/2000
Precinct 25	Teresa A. (Thomas) Cooley	513 Congress Avenue, Morgantown	11/8/2000
Precinct 28	Pearl B. Mayle	381 Laurel Street, Morgantown	11/3/2000
Precinct 28	Connie J. Ramsey	373 Rotary Street, Morgantown	11/3/2000
Precinct 28	Zachary T. Weisse	353 Rotary Street, Morgantown	11/6/2000
Precinct 28	Michele R. Wilcox	387 Rotary Street, Morgantown	11/6/2000
Precinct 32	John Hancox	22 Grapevine, Morgantown	11/9/2000
Precinct 38B	Scott E. Soderholm	3101 Sylvan Drive, Morgantown	11/8/2000



Precinct 44	Jason Fox	310 Wades Run Road, Morgantown	11/9/2000
Precinct 47	Michele K. Llufrío (Koloff)	P.O. Box 244, Cassville	11/8/2000
Precinct 55	Tim Intravis	132 Carubia Drive, Core	11/8/2000
Precinct 64	Carol Thorn	15 Edna Gas Road, Morgantown (Emergency)	11/7/2000
Precinct 67	Jessica Renzi	495 Hidden Valley Road, Morgantown	11/9/2000
Precinct 70	Michelle Burnsworth	48 East Street, Westover	11/8/2000
Precinct 71	Paula Fluharty	49 Harrison Street, Morgantown (Emergency)	11/7/2000
Precinct 77A	Heather Longenecker	418 Snake Hill Road, Morgantown	11/9/2000
Precinct 78A	Matthew B. Chmiel	1106 Steeplechase, Morgantown	11/8/2000
Precinct 79B	April R. White	567 Beaumont Drive, Morgantown	11/8/2000
Precinct 80	Brian Knight	87 Easton Mill Road, Morgantown	11/9/2000
Precinct 83A	Rebecca N. Armstrong	104 Canyon Village, Morgantown	11/8/2000
Precinct 83B	Elizabeth Raese	590 Canyon Road, Morgantown	11/7/2000
Precinct 83B	Jonathan Whittaker	514 Washington Road, Morgantown	11/8/2000
Precinct 84	Thelma Fortney	47 St. Clairs MHP, Morgantown (Emergency)	11/7/2000
Precinct 86	Christopher J. Esoldo	898 Quadrilla Street, Morgantown	11/9/2000
Precinct 86	Stacey C. Hwang	816 Briarwood Street, Morgantown	11/9/2000
Precinct 88	Lindsay Nakaishi	22 Cedarwood Drive, Morgantown	11/9/2000
Precinct 88	Thomas J. Senker	22 Heather Drive, Morgantown	11/9/2000
Precinct 90	Nathan Fritz	485 Junior Avenue, Morgantown (Emergency)	11/7/2000
Precinct 90	Christopher A. Jones	516 Kiwanis Avenue, Morgantown	11/9/2000
Precinct 91	Tiffany Rieke	161 Poplar Drive, Morgantown	11/8/2000
Precinct 91	Richard A. Smosna	101 Birch Lane, Morgantown	11/8/2000
Precinct 92	Philip C. Alexander	20 Savannah Street, Morgantown	11/9/2000

**NOVEMBER 7, 2000 GENERAL ELECTION  
CHALLENGED BALLOTS**

Precinct 5	Jennifer Super	228 Park Street, Morgantown (Didn't give name of person assisting her to vote and person who assisted her to sign envelope #2)	11/8/2000
Precinct 28	Steven & Jennifer Selin	224 Fairlawns Avenue, Morgantown (Voted on sample ballots, Secretary of State contacted Federal Election Commission and was informed ballots could be counted.)	11/6/2000

Precinct 70 Evelyn M. Burnside 65 West Jefferson Street, Westover 10/23/2000  
(Voter didn't sign outside envelope #2)

Precinct 79A Ingrid Magean 3725 Swallowtail Drive, Morgantown 11/6/2000  
(Voter not registered in Monongalia County)

Precinct 79A Luis F. Gonzalez 3720 Swallowtail Drive, Morgantown 11/6/2000  
(Voter not registered in Monongalia County)

Precinct 88 Anthony Leghart Apartment K-20 1335 Stewartstown 10/24/2000  
Morgantown  
(Voter is not registered in Monongalia County, Voter isn't disabled and did not supply an out of County address.)

Precinct 92 John B. & Hughlene Field P.O. Box 504, Dellslow 11/3/2000  
(P.O. Box Address doesn't match Precinct Number)

Commissioner John W. Pyles read the Absentee Ballots, delivered from the Circuit Clerk's Office, into the record at 11:00 A.M. as followed: forty-six (46) ballots not challenged (The Board of Canvassers received 46 ballots in an envelope, 31 were made a matter of record instead of 46 because the envelope was misread. The remaining 15 were made a matter of record during the allow / disallow proceedings.); and, six (6) ballots challenged. Said ballots were received too late to be delivered to the polls.

The Board of Canvassers unanimously agreed to recess at 5:02 P.M. until Tuesday, November 14, 2000 at 9:00 A.M.

\*\*\*\*\*

## **GENERAL ELECTION – NOVEMBER 7, 2000**

### **MEETINGS OF THE BOARD OF CANVASSERS**

**TUESDAY, NOVEMBER 14, 2000**

#### **PRESENT: MONONGALIA COUNTY COMMISSION PRESIDENT –**

John W. Pyles

**MONONGALIA COUNTY COMMISSION MEMBERS –** Robert Bell  
and Betty L. Wiley

**MONONGALIA COUNTY CLERK –** Michael A. Oliverio

**DEPUTY CLERKS FROM THE COUNTY CLERK'S OFFICE –** Betty  
Tennant, April Davies, Rennetta McClure, Tonya Rowan and Janet Lowe

**DEPUTY CLERKS FROM THE CIRCUIT CLERK'S OFFICE –** Cheryl  
Kisner

**MAINTENANCE –** Richard Beers

**TALLY CLERKS –** Carlene Hagar, William Bonsall, Jean Bonsall, Randy  
Fraley, Charles H. Bowers, Deborah L. McGinnis, David R. Smith, Shelia  
Smith and Marlene H. Frich

**DOMINION POST REPRESENTATIVE –** Evelyn Ryan

The Board of Canvassers reconvened at 9:10 o'clock A.M. on Tuesday, November 14, 2000, in Room Number 103, Voters Registration, of the Monongalia County Courthouse and unlocked the vault to remove the five randomly selected precincts to be hand tallied.

The following individuals were on the hand tallying teams:

**PRECINCT 72 HAND TALLYING TEAM**

Commissioner Robert Bell  
Tally Clerk Charles H. Bowers  
Tally Clerk Jean Bonsall  
Tally Clerk Carlene Hagar

**PRECINCT 16 HAND TALLYING TEAM**

Commissioner Betty L. Wiley  
Tally Clerk William Bonsall  
Tally Clerk Randy Fraley  
Tally Clerk David Smith

**PRECINCT 68 HAND TALLYING TEAM**

Commissioner John W. Pyles  
Secretary County Commission Deborah McGinnis  
Tally Clerk Shelia Smith  
Tally Clerk Marlene Frich (Arrived at 9:17 A.M.)

Precinct 72, Riverside Elementary School, was finished hand tallying at 12:55 P.M.

The Board of Canvassers unanimously agreed to recess at 12:55 P.M. to reconvene on Tuesday, November 14, 2000 at 3:45 P.M.

\*\*\*\*\*

**GENERAL ELECTION – NOVEMBER 7, 2000**

**MEETINGS OF THE BOARD OF CANVASSERS**

**TUESDAY, NOVEMBER 14, 2000**

**PRESENT: MONONGALIA COUNTY COMMISSION PRESIDENT –**

John W. Pyles

**MONONGALIA COUNTY COMMISSION MEMBERS –** Betty L. Wiley

**MONONGALIA COUNTY CLERK –** Michael A. Oliverio

**DEPUTY CLERKS FROM THE COUNTY CLERK'S OFFICE –** Betty

Tennant, April Davies, Rennetta McClure, Tonya Rowan and Janet Lowe

**MAINTENANCE –** Richard Beers

**DOMINION POST REPRESENTATIVE –** Evelyn Ryan

The Board of Canvassers reconvened at 3:45 o'clock P.M. on Tuesday, November 14, 2000, in Room Number 103, Voters Registration, of the Monongalia County Courthouse and proceeded to unlock the vault to remove the Challenge Ballots from the vault to determine the number of challenged ballots.

The number of Absentee Ballots received from the Circuit Clerk's Office was made a matter of record as follows:

# ABSENTEE BALLOTS

PRECINCT	NUMBER OF BALLOTS RECEIVED
2	1
4	1
5	5
8	3
12	1
17	2
23	2
24	1
25	1
28	5
32	1
38B	1
44	1
47	1
55	1
64	1
67	1
70	2
71	1
77A	1
78A	1
79A	2
79B	1
80	1
83A	1
83B	2
84	1
86	2
88	3
90	2
91	2
92	2
11 (Not Challenged)	11
TOTAL	64

The number of Challenged Ballots that were received from the individual precincts was made a matter of record as follows:

## CHALLENGED BALLOTS RECEIVED

PRECINCT	NUMBER OF BALLOTS RECEIVED
1	16
2	5
3	5
4	12
5	6
6	14
7	4

**CHALLENGED BALLOTS RECEIVED (CONTINUED)****PRECINCT****NUMBER OF  
BALLOTS RECEIVED**

8	9
9	12
10	29
12	13
13	17
14	10
(Precinct 14 - 7 of the 10 ballots were placed in a wrong envelope and were received by the Board of Canvassers on November 16, 2000)	
15	24
16	11
17	17
18	27
20	21
21	8
22	12
23	10
24	11
25	5
26	4
27	7
28	14
29	7
30	7
31	7
32	3
33	24
34	11
35	9
36	12
37	5
38A	7
38B	10
39	25
40	9
41	1
42	2
44	18
46	6
47	5
48	11
49	5
51	3
52	5
53	2
54	3
55	9
56	2
58	1
59	7
60	9
61A	11
61B	11
62A	6
62B	7

# CHALLENGED BALLOTS RECEIVED (CONTINUED)

PRECINCT	NUMBER OF BALLOTS RECEIVED
63	3
64	4
67	7
68	7
69	9
70	2
71	11
72	4
73	2
74	14
75	14
76	6
77A	9
77B	5
78A	20
78B	25
79A	12
79B	12
80	9
81	1
82	1
83A	9
83B	13
84	11
85	0
86	11
87A	20
87B	21
88	19
90	4
91	6
92	4
<b>TOTAL:</b>	<b>878</b>

There were (878) Challenged Ballots, (57) Absentee Ballots Not Challenged, (1) Federal Write-In Absentee Ballot and (6) Challenged Absentee Ballots. The Total Number of Ballots received was (942) nine hundred forty-two.

The County Commission unanimously agreed to allow the County Clerk's Office access to the Challenge Ballots, in order to do a synopsis on each one.

The Board of Canvassers unanimously agreed to recess at 4:42 P.M. until Wednesday, November 15, 2000 at 9:00 A.M.

\* \* \* \* \*



**GENERAL ELECTION – NOVEMBER 7, 2000**

**MEETINGS OF THE BOARD OF CANVASSERS**

**WEDNESDAY, NOVEMBER 15, 2000**

**PRESENT: MONONGALIA COUNTY COMMISSION PRESIDENT –**

John W. Pyles

**MONONGALIA COUNTY COMMISSION MEMBERS –** Robert Bell  
and Betty L. Wiley

**MONONGALIA COUNTY CLERK –** Michael A. Oliverio

**DEPUTY CLERKS FROM THE COUNTY CLERK'S OFFICE –** Betty  
Tennant, April Davies, Rennetta McClure, Jodi Maraney and Janet Lowe

**MAINTENANCE –** Richard Beers

**TALLY CLERKS –** Carlene Hagar, William Bonsall, Randy Fraley, Charles  
H. Bowers, Deborah L. McGinnis, David R. Smith, Shelia Smith, Marlene H.  
Frich and Norma Coffindaffer

**DOMINION POST REPRESENTATIVE –** Evelyn Ryan

The Board of Canvassers reconvened at 9:10 o'clock A.M. on Wednesday, November 15, 2000, in Room Number 103, Voters Registration, of the Monongalia County Courthouse and unlocked the vault to remove the five randomly selected precincts to be hand tallied and to remove and research the 942 Challenge Ballots.

Let the record show that the results of the hand tally of Precinct 72 – Riverside Elementary School, compared to the scanner results was within the one (1%) percent as per West Virginia Code.

The following individuals were on the hand tallying teams:

**PRECINCT 62A HAND TALLYING TEAM**

Commissioner Robert Bell

Tally Clerk Charles H. Bowers

Tally Clerk Norma Coffindaffer

Tally Clerk Carlene Hagar

**PRECINCT 16 HAND TALLYING TEAM**

Commissioner Betty L. Wiley

Tally Clerk William Bonsall

Tally Clerk Randy Fraley

Tally Clerk David Smith

**PRECINCT 68 HAND TALLYING TEAM**

Commissioner John W. Pyles

Secretary County Commission Deborah McGinnis

Tally Clerk Shelia Smith

Marlene Frich (Arrived at 9:30 A.M.)

Precinct 16, Wiles Hill School, was finished hand tallying at 12:55 P.M.

Let the record show that the results of the hand tally of Precinct 16 – Wiles Hill School compared to the scanner results was within the one (1%) percent as per West Virginia Code.

The hand tallying of Precinct 69 – Waitman Barbe Elementary School, began at 10:20 A.M.

**PRECINCT 69 HAND TALLYING TEAM**

Commissioner Betty L. Wiley  
Tally Clerk William Bonsall  
Tally Clerk Randy Fraley  
Tally Clerk David Smith

Precinct 68, Laurel Pt Methodist Church – Fellowship Hall, was finished hand tallying at 5:00 P.M.

Let the record show that the results of the hand tally of Precinct 68 – Laurel Pt Methodist Church – Fellowship Hall, compared to the scanner results was within the one (1%) percent as per West Virginia Code.

The Board of Canvassers unanimously agreed to recess at 5:00 P.M. until Thursday, November 16, 2000 at 9:00 A.M.

\* \* \* \* \*

**GENERAL ELECTION – NOVEMBER 7, 2000**

**MEETINGS OF THE BOARD OF CANVASSERS**

**THURSDAY, NOVEMBER 16, 2000**

**PRESENT: MONONGALIA COUNTY COMMISSION PRESIDENT –**

John W. Pyles

**MONONGALIA COUNTY COMMISSION MEMBERS –** Robert Bell  
and Betty L. Wiley

**MONONGALIA COUNTY CLERK –** Michael A. Oliverio

**DEPUTY CLERKS FROM THE COUNTY CLERK'S OFFICE –** Betty  
Tennant, April Davies, Rennetta McClure, Jodi Maraney, Tonya Rowan and  
Janet Lowe

**MAINTENANCE –** Richard Beers

**TALLY CLERKS –** Carlene Hagar, Randy Fraley, Charles H. Bowers,  
David R. Smith and Shelia Smith

**DOMINION POST REPRESENTATIVE –** Evelyn Ryan

The Board of Canvassers reconvened at 9:07 o'clock A.M. on Thursday, November 16, 2000, in Room Number 103, Voters Registration, of the Monongalia County Courthouse and unlocked the vault to remove Precinct 62A and 69 to complete the hand tally; to remove and continue the research on the 942 Challenge Ballots; and, to proceed to balance the Statement of Ballots Used.

The following individuals were on the hand tallying teams:

**PRECINCT 62A HAND TALLYING TEAM**

Commissioner Robert Bell  
Tally Clerk Charles H. Bowers  
Tally Clerk Carlene Hagar

**PRECINCT 69 HAND TALLYING TEAM**

Commissioner John W. Pyles and Commissioner Betty L. Wiley  
Tally Clerk Randy Fraley  
Tally Clerk Shelia Smith  
Tally Clerk David Smith

Let the record show that seven (7) ballots for Precinct 14 were placed in the wrong envelope and were received by the Board of Canvassers to be added to the Challenge Ballots on November 16, 2000 at 10:17 A.M. Total Challenge Ballots for Precinct 14 is ten (10).

Let the record show that fifteen (15) additional absentee ballots were made a matter of record because Commissioner John W. Pyles read the Absentee Ballots, delivered from the Circuit Clerk's Office, into the record as thirty-one (31) received from Circuit Clerk and when the envelope was opened it was discovered that there was actually forty-six (46) ballots, the envelope was misread.

Following are the total votes cast at each precinct as determined by the Board of Canvassers with the comparison of Poll Tickets and Ballots counted:

**PRECINCT ONE**

BALLOTS SENT TO PRECINCT	781
ABSENTEE BALLOTS FROM CIRCUIT CLERK'S OFFICE	28
<b>TOTAL BALLOTS SENT TO PRECINCT</b>	<b>809</b>
<b>POLL SLIPS SIGNED</b>	<b>533</b>
BALLOTS VOTED	517
CHALLENGED BALLOTS	16
<b>TOTAL OF BALLOTS VOTED AND CHALLENGED BALLOTS</b>	<b>533</b>
TOTAL OF BALLOTS VOTED AND CHALLENGED BALLOTS	533
BALLOTS SPOILED	0
BALLOTS UNUSED	276
<b>TOTAL BALLOTS</b>	<b>809</b>

**PRECINCT TWO**

BALLOTS SENT TO PRECINCT	694
ABSENTEE BALLOTS FROM CIRCUIT CLERK'S OFFICE	27
<b>TOTAL BALLOTS SENT TO PRECINCT</b>	<b>721</b>
<b>POLL SLIPS SIGNED</b>	<b>484</b>
BALLOTS VOTED	479
CHALLENGED BALLOTS	5
<b>TOTAL OF BALLOTS VOTED AND CHALLENGED BALLOTS</b>	<b>484</b>

TOTAL OF BALLOTS VOTED AND CHALLENGED BALLOTS	484
BALLOTS SPOILED	1
BALLOTS UNUSED	236
TOTAL BALLOTS	721

### PRECINCT THREE

BALLOTS SENT TO PRECINCT	429
ABSENTEE BALLOTS FROM CIRCUIT CLERK'S OFFICE	22
TOTAL BALLOTS SENT TO PRECINCT	451

POLL SLIPS SIGNED	309
-------------------	-----

BALLOTS VOTED	304
CHALLENGED BALLOTS	4
TOTAL OF BALLOTS VOTED AND CHALLENGED BALLOTS	308

TOTAL OF BALLOTS VOTED AND CHALLENGED BALLOTS	308
BALLOTS SPOILED	1
BALLOTS UNUSED	142
TOTAL BALLOTS	451

### PRECINCT FOUR

BALLOTS SENT TO PRECINCT	658
ABSENTEE BALLOTS FROM CIRCUIT CLERK'S OFFICE	40
TOTAL BALLOTS SENT TO PRECINCT	698

POLL SLIPS SIGNED	508
-------------------	-----

BALLOTS VOTED	495
CHALLENGED BALLOTS	13
TOTAL OF BALLOTS VOTED AND CHALLENGED BALLOTS	508

TOTAL OF BALLOTS VOTED AND CHALLENGED BALLOTS	508
BALLOTS SPOILED	0
BALLOTS UNUSED	190
TOTAL BALLOTS	698

### PRECINCT FIVE

BALLOTS SENT TO PRECINCT	497
ABSENTEE BALLOTS FROM CIRCUIT CLERK'S OFFICE	31
TOTAL BALLOTS SENT TO PRECINCT	528

POLL SLIPS SIGNED	362
-------------------	-----

BALLOTS VOTED	355
CHALLENGED BALLOTS	6
TOTAL OF BALLOTS VOTED AND CHALLENGED BALLOTS	361

TOTAL OF BALLOTS VOTED AND CHALLENGED BALLOTS	361
BALLOTS SPOILED	1
BALLOTS UNUSED	166
TOTAL BALLOTS	528

**PRECINCT SIX**

BALLOTS SENT TO PRECINCT	277
ABSENTEE BALLOTS FROM CIRCUIT CLERK'S OFFICE	6
<b>TOTAL BALLOTS SENT TO PRECINCT</b>	<b>283</b>
<b>POLL SLIPS SIGNED</b>	<b>157</b>
BALLOTS VOTED	143
CHALLENGED BALLOTS	14
<b>TOTAL OF BALLOTS VOTED AND CHALLENGED BALLOTS</b>	<b>157</b>
<b>TOTAL OF BALLOTS VOTED AND CHALLENGED BALLOTS</b>	<b>157</b>
BALLOTS SPOILED	2
BALLOTS UNUSED	124
<b>TOTAL BALLOTS</b>	<b>283</b>

**PRECINCT SEVEN**

BALLOTS SENT TO PRECINCT	278
ABSENTEE BALLOTS FROM CIRCUIT CLERK'S OFFICE	8
<b>TOTAL BALLOTS SENT TO PRECINCT</b>	<b>286</b>
<b>POLL SLIPS SIGNED</b>	<b>141</b>
BALLOTS VOTED	141
CHALLENGED BALLOTS	4
<b>TOTAL OF BALLOTS VOTED AND CHALLENGED BALLOTS</b>	<b>145</b>
<b>TOTAL OF BALLOTS VOTED AND CHALLENGED BALLOTS</b>	<b>145</b>
BALLOTS SPOILED	1
BALLOTS UNUSED	140
<b>TOTAL BALLOTS</b>	<b>286</b>

**PRECINCT EIGHT**

BALLOTS SENT TO PRECINCT	539
ABSENTEE BALLOTS FROM CIRCUIT CLERK'S OFFICE	27
<b>TOTAL BALLOTS SENT TO PRECINCT</b>	<b>566</b>
<b>POLL SLIPS SIGNED</b>	<b>359</b>
BALLOTS VOTED	350
CHALLENGED BALLOTS	9
<b>TOTAL OF BALLOTS VOTED AND CHALLENGED BALLOTS</b>	<b>359</b>
<b>TOTAL OF BALLOTS VOTED AND CHALLENGED BALLOTS</b>	<b>359</b>
BALLOTS SPOILED	1
BALLOTS UNUSED	206
<b>TOTAL BALLOTS</b>	<b>566</b>

**PRECINCT NINE**

BALLOTS SENT TO PRECINCT	474
ABSENTEE BALLOTS FROM CIRCUIT CLERK'S OFFICE	17
<b>TOTAL BALLOTS SENT TO PRECINCT</b>	<b>491</b>
<b>POLL SLIPS SIGNED</b>	<b>300</b>

BALLOTS VOTED	300
CHALLENGED BALLOTS	12
<b>TOTAL OF BALLOTS VOTED AND CHALLENGED BALLOTS</b>	<b>312</b>
 TOTAL OF BALLOTS VOTED AND CHALLENGED BALLOTS	 312
BALLOTS SPOILED	1
BALLOTS UNUSED	178
TOTAL BALLOTS	491

#### PRECINCT TEN

BALLOTS SENT TO PRECINCT	350
ABSENTEE BALLOTS FROM CIRCUIT CLERK'S OFFICE	4
<b>TOTAL BALLOTS SENT TO PRECINCT</b>	<b>354</b>

<b>POLL SLIPS SIGNED</b>	<b>126</b>
--------------------------	------------

BALLOTS VOTED	97
CHALLENGED BALLOTS	29
<b>TOTAL OF BALLOTS VOTED AND CHALLENGED BALLOTS</b>	<b>126</b>

TOTAL OF BALLOTS VOTED AND CHALLENGED BALLOTS	126
BALLOTS SPOILED	2
BALLOTS UNUSED	226
TOTAL BALLOTS	354

#### PRECINCT TWELVE

BALLOTS SENT TO PRECINCT	636
ABSENTEE BALLOTS FROM CIRCUIT CLERK'S OFFICE	5
<b>TOTAL BALLOTS SENT TO PRECINCT</b>	<b>641</b>

<b>POLL SLIPS SIGNED</b>	<b>160</b>
--------------------------	------------

BALLOTS VOTED	147
CHALLENGED BALLOTS	13
<b>TOTAL OF BALLOTS VOTED AND CHALLENGED BALLOTS</b>	<b>160</b>

TOTAL OF BALLOTS VOTED AND CHALLENGED BALLOTS	160
BALLOTS SPOILED	0
BALLOTS UNUSED	481
TOTAL BALLOTS	641

#### PRECINCT THIRTEEN

BALLOTS SENT TO PRECINCT	667
ABSENTEE BALLOTS FROM CIRCUIT CLERK'S OFFICE	14
<b>TOTAL BALLOTS SENT TO PRECINCT</b>	<b>681</b>

<b>POLL SLIPS SIGNED</b>	<b>219</b>
--------------------------	------------

BALLOTS VOTED	202
CHALLENGED BALLOTS	17
<b>TOTAL OF BALLOTS VOTED AND CHALLENGED BALLOTS</b>	<b>219</b>

TOTAL OF BALLOTS VOTED AND CHALLENGED BALLOTS	219
---	-----



BALLOTS SPOILED	3
BALLOTS UNUSED	459
TOTAL BALLOTS	681

#### PRECINCT FOURTEEN

BALLOTS SENT TO PRECINCT	379
ABSENTEE BALLOTS FROM CIRCUIT CLERK'S OFFICE	3
TOTAL BALLOTS SENT TO PRECINCT	382

POLL SLIPS SIGNED	199
BALLOTS VOTED	196
CHALLENGED BALLOTS	3
TOTAL OF BALLOTS VOTED AND CHALLENGED BALLOTS	199

TOTAL OF BALLOTS VOTED AND CHALLENGED BALLOTS	199
BALLOTS SPOILED	0
BALLOTS UNUSED	183
TOTAL BALLOTS	382

#### PRECINCT FIFTEEN

BALLOTS SENT TO PRECINCT	574
ABSENTEE BALLOTS FROM CIRCUIT CLERK'S OFFICE	18
TOTAL BALLOTS SENT TO PRECINCT	592

POLL SLIPS SIGNED	399
-------------------	-----

BALLOTS VOTED	375
CHALLENGED BALLOTS	24
TOTAL OF BALLOTS VOTED AND CHALLENGED BALLOTS	399

TOTAL OF BALLOTS VOTED AND CHALLENGED BALLOTS	399
BALLOTS SPOILED	2
BALLOTS UNUSED	191
TOTAL BALLOTS	592

#### PRECINCT SIXTEEN

BALLOTS SENT TO PRECINCT	462
ABSENTEE BALLOTS FROM CIRCUIT CLERK'S OFFICE	23
TOTAL BALLOTS SENT TO PRECINCT	485

POLL SLIPS SIGNED	321
-------------------	-----

BALLOTS VOTED	310
CHALLENGED BALLOTS	11
TOTAL OF BALLOTS VOTED AND CHALLENGED BALLOTS	321

TOTAL OF BALLOTS VOTED AND CHALLENGED BALLOTS	321
BALLOTS SPOILED	2
BALLOTS UNUSED	162
TOTAL BALLOTS	485

### PRECINCT SEVENTEEN

BALLOTS SENT TO PRECINCT	556
ABSENTEE BALLOTS FROM CIRCUIT CLERK'S OFFICE	15
<b>TOTAL BALLOTS SENT TO PRECINCT</b>	<b>571</b>
 <b>POLL SLIPS SIGNED</b>	 <b>298</b>
 BALLOTS VOTED	 281
CHALLENGED BALLOTS	17
<b>TOTAL OF BALLOTS VOTED AND CHALLENGED BALLOTS</b>	<b>298</b>
 TOTAL OF BALLOTS VOTED AND CHALLENGED BALLOTS	 298
BALLOTS SPOILED	4
BALLOTS UNUSED	269
<b>TOTAL BALLOTS</b>	<b>571</b>

### PRECINCT EIGHTEEN

BALLOTS SENT TO PRECINCT	755
ABSENTEE BALLOTS FROM CIRCUIT CLERK'S OFFICE	12
<b>TOTAL BALLOTS SENT TO PRECINCT</b>	<b>767</b>
 <b>POLL SLIPS SIGNED</b>	 <b>195</b>
 BALLOTS VOTED	 168
CHALLENGED BALLOTS	27
<b>TOTAL OF BALLOTS VOTED AND CHALLENGED BALLOTS</b>	<b>195</b>
 TOTAL OF BALLOTS VOTED AND CHALLENGED BALLOTS	 195
BALLOTS SPOILED	3
BALLOTS UNUSED	569
<b>TOTAL BALLOTS</b>	<b>767</b>

### PRECINCT TWENTY

BALLOTS SENT TO PRECINCT	380
ABSENTEE BALLOTS FROM CIRCUIT CLERK'S OFFICE	12
<b>TOTAL BALLOTS SENT TO PRECINCT</b>	<b>392</b>
 <b>POLL SLIPS SIGNED</b>	 <b>171</b>
<b>(One Poll Slip was spoiled.)</b>	
 BALLOTS VOTED	 149
CHALLENGED BALLOTS	21
<b>TOTAL OF BALLOTS VOTED AND CHALLENGED BALLOTS</b>	<b>170</b>
 TOTAL OF BALLOTS VOTED AND CHALLENGED BALLOTS	 170
BALLOTS SPOILED	2
BALLOTS UNUSED	220
<b>TOTAL BALLOTS</b>	<b>392</b>

### PRECINCT TWENTY-ONE

BALLOTS SENT TO PRECINCT	591
ABSENTEE BALLOTS FROM CIRCUIT CLERK'S OFFICE	19

<b>TOTAL BALLOTS SENT TO PRECINCT</b>	<b>610</b>
<b>POLL SLIPS SIGNED</b>	<b>219</b>
BALLOTS VOTED	211
CHALLENGED BALLOTS	8
<b>TOTAL OF BALLOTS VOTED AND CHALLENGED BALLOTS</b>	<b>219</b>
TOTAL OF BALLOTS VOTED AND CHALLENGED BALLOTS	219
BALLOTS SPOILED	0
BALLOTS UNUSED	391
<b>TOTAL BALLOTS</b>	<b>610</b>

#### **PRECINCT TWENTY-TWO**

BALLOTS SENT TO PRECINCT	329
ABSENTEE BALLOTS FROM CIRCUIT CLERK'S OFFICE	6
<b>TOTAL BALLOTS SENT TO PRECINCT</b>	<b>335</b>
<b>POLL SLIPS SIGNED</b>	<b>111</b>
BALLOTS VOTED	99
CHALLENGED BALLOTS	12
<b>TOTAL OF BALLOTS VOTED AND CHALLENGED BALLOTS</b>	<b>111</b>
TOTAL OF BALLOTS VOTED AND CHALLENGED BALLOTS	111
BALLOTS SPOILED	0
BALLOTS UNUSED	224
<b>TOTAL BALLOTS</b>	<b>335</b>

#### **PRECINCT TWENTY-THREE**

BALLOTS SENT TO PRECINCT	545
ABSENTEE BALLOTS FROM CIRCUIT CLERK'S OFFICE	31
<b>TOTAL BALLOTS SENT TO PRECINCT</b>	<b>576</b>
<b>POLL SLIPS SIGNED</b>	<b>396</b>
BALLOTS VOTED	386
CHALLENGED BALLOTS	10
<b>TOTAL OF BALLOTS VOTED AND CHALLENGED BALLOTS</b>	<b>396</b>
TOTAL OF BALLOTS VOTED AND CHALLENGED BALLOTS	396
BALLOTS SPOILED	2
BALLOTS UNUSED	178
<b>TOTAL BALLOTS</b>	<b>576</b>

#### **PRECINCT TWENTY-FOUR**

BALLOTS SENT TO PRECINCT	561
ABSENTEE BALLOTS FROM CIRCUIT CLERK'S OFFICE	30
<b>TOTAL BALLOTS SENT TO PRECINCT</b>	<b>591</b>
<b>POLL SLIPS SIGNED</b>	<b>437</b>
<b>(Two Poll Slips stuck together one was blank.)</b>	

BALLOTS VOTED	426
CHALLENGED BALLOTS	11
<b>TOTAL OF BALLOTS VOTED AND CHALLENGED BALLOTS</b>	<b>437</b>
 TOTAL OF BALLOTS VOTED AND CHALLENGED BALLOTS	 437
BALLOTS SPOILED	0
BALLOTS UNUSED	154
TOTAL BALLOTS	591

#### PRECINCT TWENTY-FIVE

BALLOTS SENT TO PRECINCT	487
ABSENTEE BALLOTS FROM CIRCUIT CLERK'S OFFICE	23
<b>TOTAL BALLOTS SENT TO PRECINCT</b>	<b>510</b>

<b>POLL SLIPS SIGNED</b>	<b>374</b>
--------------------------	------------

BALLOTS VOTED	370
CHALLENGED BALLOTS	4
<b>TOTAL OF BALLOTS VOTED AND CHALLENGED BALLOTS</b>	<b>374</b>

TOTAL OF BALLOTS VOTED AND CHALLENGED BALLOTS	374
BALLOTS SPOILED	1
BALLOTS UNUSED	135
TOTAL BALLOTS	510

#### PRECINCT TWENTY-SIX

BALLOTS SENT TO PRECINCT	313
ABSENTEE BALLOTS FROM CIRCUIT CLERK'S OFFICE	17
<b>TOTAL BALLOTS SENT TO PRECINCT</b>	<b>330</b>

<b>POLL SLIPS SIGNED</b>	<b>235</b>
--------------------------	------------

BALLOTS VOTED	230
CHALLENGED BALLOTS	5
<b>TOTAL OF BALLOTS VOTED AND CHALLENGED BALLOTS</b>	<b>235</b>

TOTAL OF BALLOTS VOTED AND CHALLENGED BALLOTS	235
BALLOTS SPOILED	3
BALLOTS UNUSED	92
TOTAL BALLOTS	330

#### PRECINCT TWENTY-SEVEN

BALLOTS SENT TO PRECINCT	349
ABSENTEE BALLOTS FROM CIRCUIT CLERK'S OFFICE	9
<b>TOTAL BALLOTS SENT TO PRECINCT</b>	<b>358</b>

<b>POLL SLIPS SIGNED</b>	<b>298</b>
--------------------------	------------

BALLOTS VOTED	291
CHALLENGED BALLOTS	7
<b>TOTAL OF BALLOTS VOTED AND CHALLENGED BALLOTS</b>	<b>298</b>

TOTAL OF BALLOTS VOTED AND CHALLENGED BALLOTS	298
---	-----

BALLOTS SPOILED	0
BALLOTS UNUSED	60
TOTAL BALLOTS	358

#### PRECINCT TWENTY-EIGHT

BALLOTS SENT TO PRECINCT	366
ABSENTEE BALLOTS FROM CIRCUIT CLERK'S OFFICE	20
<b>TOTAL BALLOTS SENT TO PRECINCT</b>	<b>386</b>

<b>POLL SLIPS SIGNED</b>	<b>297</b>
--------------------------	------------

BALLOTS VOTED	282
CHALLENGED BALLOTS	14
<b>TOTAL OF BALLOTS VOTED AND CHALLENGED BALLOTS</b>	<b>296</b>

TOTAL OF BALLOTS VOTED AND CHALLENGED BALLOTS	296
BALLOTS SPOILED	3
BALLOTS UNUSED	87
TOTAL BALLOTS	386

#### PRECINCT TWENTY-NINE

BALLOTS SENT TO PRECINCT	355
ABSENTEE BALLOTS FROM CIRCUIT CLERK'S OFFICE	14
<b>TOTAL BALLOTS SENT TO PRECINCT</b>	<b>369</b>

<b>POLL SLIPS SIGNED</b>	<b>252</b>
--------------------------	------------

BALLOTS VOTED	245
CHALLENGED BALLOTS	7
<b>TOTAL OF BALLOTS VOTED AND CHALLENGED BALLOTS</b>	<b>252</b>

TOTAL OF BALLOTS VOTED AND CHALLENGED BALLOTS	252
BALLOTS SPOILED	2
BALLOTS UNUSED	115
TOTAL BALLOTS	369

#### PRECINCT THIRTY

BALLOTS SENT TO PRECINCT	262
ABSENTEE BALLOTS FROM CIRCUIT CLERK'S OFFICE	9
<b>TOTAL BALLOTS SENT TO PRECINCT</b>	<b>271</b>

<b>POLL SLIPS SIGNED</b>	<b>168</b>
--------------------------	------------

BALLOTS VOTED	161
CHALLENGED BALLOTS	7
<b>TOTAL OF BALLOTS VOTED AND CHALLENGED BALLOTS</b>	<b>168</b>

TOTAL OF BALLOTS VOTED AND CHALLENGED BALLOTS	168
BALLOTS SPOILED	7
BALLOTS UNUSED	96
TOTAL BALLOTS	271

**PRECINCT THIRTY-ONE**

BALLOTS SENT TO PRECINCT	530
ABSENTEE BALLOTS FROM CIRCUIT CLERK'S OFFICE	18
<b>TOTAL BALLOTS SENT TO PRECINCT</b>	<b>548</b>
 <b>POLL SLIPS SIGNED</b>	 <b>361</b>
 BALLOTS VOTED	 354
CHALLENGED BALLOTS	7
<b>TOTAL OF BALLOTS VOTED AND CHALLENGED BALLOTS</b>	<b>361</b>
 TOTAL OF BALLOTS VOTED AND CHALLENGED BALLOTS	 361
BALLOTS SPOILED	0
BALLOTS UNUSED	187
<b>TOTAL BALLOTS</b>	<b>548</b>

**PRECINCT THIRTY-TWO**

BALLOTS SENT TO PRECINCT	466
ABSENTEE BALLOTS FROM CIRCUIT CLERK'S OFFICE	20
<b>TOTAL BALLOTS SENT TO PRECINCT</b>	<b>486</b>
 <b>POLL SLIPS SIGNED</b>	 <b>258</b>
 BALLOTS VOTED	 255
CHALLENGED BALLOTS	3
<b>TOTAL OF BALLOTS VOTED AND CHALLENGED BALLOTS</b>	<b>258</b>
 TOTAL OF BALLOTS VOTED AND CHALLENGED BALLOTS	 258
BALLOTS SPOILED	3
BALLOTS UNUSED	225
<b>TOTAL BALLOTS</b>	<b>486</b>

**PRECINCT THIRTY-THREE**

BALLOTS SENT TO PRECINCT	741
ABSENTEE BALLOTS FROM CIRCUIT CLERK'S OFFICE	11
<b>TOTAL BALLOTS SENT TO PRECINCT</b>	<b>752</b>
 <b>POLL SLIPS SIGNED</b>	 <b>458</b>
 BALLOTS VOTED	 434
CHALLENGED BALLOTS	24
<b>TOTAL OF BALLOTS VOTED AND CHALLENGED BALLOTS</b>	<b>458</b>
 TOTAL OF BALLOTS VOTED AND CHALLENGED BALLOTS	 458
BALLOTS SPOILED	0
BALLOTS UNUSED	294
<b>TOTAL BALLOTS</b>	<b>752</b>

**PRECINCT THIRTY-FOUR**

BALLOTS SENT TO PRECINCT	602
ABSENTEE BALLOTS FROM CIRCUIT CLERK'S OFFICE	14
<b>TOTAL BALLOTS SENT TO PRECINCT</b>	<b>616</b>



<b>POLL SLIPS SIGNED</b>	<b>380</b>
BALLOTS VOTED	369
CHALLENGED BALLOTS	11
<b>TOTAL OF BALLOTS VOTED AND CHALLENGED BALLOTS</b>	<b>380</b>
TOTAL OF BALLOTS VOTED AND CHALLENGED BALLOTS	380
BALLOTS SPOILED	6
BALLOTS UNUSED	230
<b>TOTAL BALLOTS</b>	<b>616</b>

#### **PRECINCT THIRTY-FIVE**

BALLOTS SENT TO PRECINCT	553
ABSENTEE BALLOTS FROM CIRCUIT CLERK'S OFFICE	12
<b>TOTAL BALLOTS SENT TO PRECINCT</b>	<b>565</b>
<b>POLL SLIPS SIGNED</b>	<b>288</b>
BALLOTS VOTED	277
CHALLENGED BALLOTS	11
(Nine Challenged Ballots were received in the Challenged Ballots Envelope.)	
<b>TOTAL OF BALLOTS VOTED AND CHALLENGED BALLOTS</b>	<b>288</b>
TOTAL OF BALLOTS VOTED AND CHALLENGED BALLOTS	288
BALLOTS SPOILED	0
BALLOTS UNUSED	277
<b>TOTAL BALLOTS</b>	<b>565</b>

#### **PRECINCT THIRTY-SIX**

BALLOTS SENT TO PRECINCT	377
ABSENTEE BALLOTS FROM CIRCUIT CLERK'S OFFICE	13
<b>TOTAL BALLOTS SENT TO PRECINCT</b>	<b>390</b>
<b>POLL SLIPS SIGNED</b>	<b>234</b>
BALLOTS VOTED	222
CHALLENGED BALLOTS	12
<b>TOTAL OF BALLOTS VOTED AND CHALLENGED BALLOTS</b>	<b>234</b>
TOTAL OF BALLOTS VOTED AND CHALLENGED BALLOTS	234
BALLOTS SPOILED	0
BALLOTS UNUSED	156
<b>TOTAL BALLOTS</b>	<b>390</b>

#### **PRECINCT THIRTY-SEVEN**

BALLOTS SENT TO PRECINCT	534
ABSENTEE BALLOTS FROM CIRCUIT CLERK'S OFFICE	10
<b>TOTAL BALLOTS SENT TO PRECINCT</b>	<b>544</b>
<b>POLL SLIPS SIGNED</b>	<b>348</b>
BALLOTS VOTED	343
CHALLENGED BALLOTS	5

<b>TOTAL OF BALLOTS VOTED AND CHALLENGED BALLOTS</b>	<b>348</b>
TOTAL OF BALLOTS VOTED AND CHALLENGED BALLOTS	348
BALLOTS SPOILED	0
BALLOTS UNUSED	196
<b>TOTAL BALLOTS</b>	<b>544</b>

**PRECINCT THIRTY-EIGHT A**

BALLOTS SENT TO PRECINCT	662
ABSENTEE BALLOTS FROM CIRCUIT CLERK'S OFFICE	23
<b>TOTAL BALLOTS SENT TO PRECINCT</b>	<b>685</b>

<b>POLL SLIPS SIGNED</b>	<b>519</b>
--------------------------	------------

BALLOTS VOTED	512
CHALLENGED BALLOTS	7
<b>TOTAL OF BALLOTS VOTED AND CHALLENGED BALLOTS</b>	<b>519</b>

TOTAL OF BALLOTS VOTED AND CHALLENGED BALLOTS	519
BALLOTS SPOILED	4
BALLOTS UNUSED	162
<b>TOTAL BALLOTS</b>	<b>685</b>

**PRECINCT THIRTY-EIGHT B**

BALLOTS SENT TO PRECINCT	560
ABSENTEE BALLOTS FROM CIRCUIT CLERK'S OFFICE	23
<b>TOTAL BALLOTS SENT TO PRECINCT</b>	<b>583</b>

<b>POLL SLIPS SIGNED</b>	<b>438</b>
--------------------------	------------

BALLOTS VOTED	428
CHALLENGED BALLOTS	10
<b>TOTAL OF BALLOTS VOTED AND CHALLENGED BALLOTS</b>	<b>438</b>

TOTAL OF BALLOTS VOTED AND CHALLENGED BALLOTS	438
BALLOTS SPOILED	6
BALLOTS UNUSED	139
<b>TOTAL BALLOTS</b>	<b>583</b>

**PRECINCT THIRTY-NINE**

BALLOTS SENT TO PRECINCT	750
ABSENTEE BALLOTS FROM CIRCUIT CLERK'S OFFICE	49
<b>TOTAL BALLOTS SENT TO PRECINCT</b>	<b>799</b>

<b>POLL SLIPS SIGNED</b>	<b>482</b>
--------------------------	------------

BALLOTS VOTED	457
CHALLENGED BALLOTS	25
<b>TOTAL OF BALLOTS VOTED AND CHALLENGED BALLOTS</b>	<b>482</b>

TOTAL OF BALLOTS VOTED AND CHALLENGED BALLOTS	482
BALLOTS SPOILED	5
BALLOTS UNUSED	312
<b>TOTAL BALLOTS</b>	<b>799</b>

**PRECINCT FORTY**

BALLOTS SENT TO PRECINCT	226
ABSENTEE BALLOTS FROM CIRCUIT CLERK'S OFFICE	4
<b>TOTAL BALLOTS SENT TO PRECINCT</b>	<b>230</b>
<b>POLL SLIPS SIGNED</b>	<b>151</b>
BALLOTS VOTED	140
CHALLENGED BALLOTS	9
<b>TOTAL OF BALLOTS VOTED AND CHALLENGED BALLOTS</b>	<b>149</b>
TOTAL OF BALLOTS VOTED AND CHALLENGED BALLOTS	149
BALLOTS SPOILED	3
BALLOTS UNUSED	78
TOTAL BALLOTS	230

**PRECINCT FORTY-ONE**

BALLOTS SENT TO PRECINCT	201
ABSENTEE BALLOTS FROM CIRCUIT CLERK'S OFFICE	4
<b>TOTAL BALLOTS SENT TO PRECINCT</b>	<b>205</b>
<b>POLL SLIPS SIGNED</b>	<b>147</b>
BALLOTS VOTED	146
CHALLENGED BALLOTS	1
<b>TOTAL OF BALLOTS VOTED AND CHALLENGED BALLOTS</b>	<b>147</b>
TOTAL OF BALLOTS VOTED AND CHALLENGED BALLOTS	147
BALLOTS SPOILED	1
BALLOTS UNUSED	57
TOTAL BALLOTS	205

**PRECINCT FORTY-TWO**

BALLOTS SENT TO PRECINCT	378
ABSENTEE BALLOTS FROM CIRCUIT CLERK'S OFFICE	3
<b>TOTAL BALLOTS SENT TO PRECINCT</b>	<b>381</b>
<b>POLL SLIPS SIGNED</b>	<b>240</b>
BALLOTS VOTED	238
CHALLENGED BALLOTS	2
<b>TOTAL OF BALLOTS VOTED AND CHALLENGED BALLOTS</b>	<b>240</b>
TOTAL OF BALLOTS VOTED AND CHALLENGED BALLOTS	240
BALLOTS SPOILED	2
BALLOTS UNUSED	139
TOTAL BALLOTS	381

**PRECINCT FORTY-FOUR**

BALLOTS SENT TO PRECINCT	652
ABSENTEE BALLOTS FROM CIRCUIT CLERK'S OFFICE	14

<b>TOTAL BALLOTS SENT TO PRECINCT</b>	<b>666</b>
<b>POLL SLIPS SIGNED</b>	<b>456</b>
BALLOTS VOTED	436
CHALLENGED BALLOTS	18
<b>TOTAL OF BALLOTS VOTED AND CHALLENGED BALLOTS</b>	<b>454</b>
TOTAL OF BALLOTS VOTED AND CHALLENGED BALLOTS	454
BALLOTS SPOILED	5
BALLOTS UNUSED	207
TOTAL BALLOTS	666

**PRECINCT FORTY-SIX**

BALLOTS SENT TO PRECINCT	444
ABSENTEE BALLOTS FROM CIRCUIT CLERK'S OFFICE	8
<b>TOTAL BALLOTS SENT TO PRECINCT</b>	<b>452</b>
<b>POLL SLIPS SIGNED</b>	<b>247</b>
BALLOTS VOTED	241
CHALLENGED BALLOTS	6
<b>TOTAL OF BALLOTS VOTED AND CHALLENGED BALLOTS</b>	<b>247</b>
TOTAL OF BALLOTS VOTED AND CHALLENGED BALLOTS	247
BALLOTS SPOILED	0
BALLOTS UNUSED	205
TOTAL BALLOTS	452

**PRECINCT FORTY-SEVEN**

BALLOTS SENT TO PRECINCT	389
ABSENTEE BALLOTS FROM CIRCUIT CLERK'S OFFICE	8
<b>TOTAL BALLOTS SENT TO PRECINCT</b>	<b>397</b>
<b>POLL SLIPS SIGNED</b>	<b>263</b>
BALLOTS VOTED	255
CHALLENGED BALLOTS	5
<b>TOTAL OF BALLOTS VOTED AND CHALLENGED BALLOTS</b>	<b>260</b>
TOTAL OF BALLOTS VOTED AND CHALLENGED BALLOTS	260
BALLOTS SPOILED	3
BALLOTS UNUSED	134
TOTAL BALLOTS	397

**PRECINCT FORTY-EIGHT**

BALLOTS SENT TO PRECINCT	309
ABSENTEE BALLOTS FROM CIRCUIT CLERK'S OFFICE	4
<b>TOTAL BALLOTS SENT TO PRECINCT</b>	<b>313</b>
<b>POLL SLIPS SIGNED</b>	<b>166</b>
BALLOTS VOTED	155

CHALLENGED BALLOTS	11
<b>TOTAL OF BALLOTS VOTED AND CHALLENGED BALLOTS</b>	<b>166</b>
 TOTAL OF BALLOTS VOTED AND CHALLENGED BALLOTS	 166
BALLOTS SPOILED	2
BALLOTS UNUSED	145
TOTAL BALLOTS	313

#### PRECINCT FORTY-NINE

BALLOTS SENT TO PRECINCT	140
ABSENTEE BALLOTS FROM CIRCUIT CLERK'S OFFICE	4
<b>TOTAL BALLOTS SENT TO PRECINCT</b>	<b>144</b>

<b>POLL SLIPS SIGNED</b>	<b>88</b>
--------------------------	-----------

BALLOTS VOTED	83
CHALLENGED BALLOTS	5
<b>TOTAL OF BALLOTS VOTED AND CHALLENGED BALLOTS</b>	<b>88</b>

TOTAL OF BALLOTS VOTED AND CHALLENGED BALLOTS	88
BALLOTS SPOILED	1
BALLOTS UNUSED	55
TOTAL BALLOTS	144

#### PRECINCT FIFTY-ONE

BALLOTS SENT TO PRECINCT	264
ABSENTEE BALLOTS FROM CIRCUIT CLERK'S OFFICE	7
<b>TOTAL BALLOTS SENT TO PRECINCT</b>	<b>271</b>

<b>POLL SLIPS SIGNED</b>	<b>164</b>
BALLOTS VOTED	160
CHALLENGED BALLOTS	3
<b>TOTAL OF BALLOTS VOTED AND CHALLENGED BALLOTS</b>	<b>163</b>

TOTAL OF BALLOTS VOTED AND CHALLENGED BALLOTS	163
BALLOTS SPOILED	1
BALLOTS UNUSED	107
TOTAL BALLOTS	271

#### PRECINCT FIFTY-TWO

BALLOTS SENT TO PRECINCT	304
ABSENTEE BALLOTS FROM CIRCUIT CLERK'S OFFICE	8
<b>TOTAL BALLOTS SENT TO PRECINCT</b>	<b>312</b>

<b>POLL SLIPS SIGNED</b>	<b>205</b>
--------------------------	------------

BALLOTS VOTED	202
CHALLENGED BALLOTS	5
<b>TOTAL OF BALLOTS VOTED AND CHALLENGED BALLOTS</b>	<b>207</b>

TOTAL OF BALLOTS VOTED AND CHALLENGED BALLOTS	207
BALLOTS SPOILED	1
BALLOTS UNUSED	104

TOTAL BALLOTS	312
---------------	-----

**PRECINCT FIFTY-THREE**

BALLOTS SENT TO PRECINCT	429
ABSENTEE BALLOTS FROM CIRCUIT CLERK'S OFFICE	7
<b>TOTAL BALLOTS SENT TO PRECINCT</b>	<b>436</b>

<b>POLL SLIPS SIGNED</b>	<b>247</b>
--------------------------	------------

BALLOTS VOTED	246
CHALLENGED BALLOTS	2
<b>TOTAL OF BALLOTS VOTED AND CHALLENGED BALLOTS</b>	<b>248</b>

TOTAL OF BALLOTS VOTED AND CHALLENGED BALLOTS	248
BALLOTS SPOILED	1
BALLOTS UNUSED	187
<b>TOTAL BALLOTS</b>	<b>436</b>

**PRECINCT FIFTY-FOUR**

BALLOTS SENT TO PRECINCT	444
ABSENTEE BALLOTS FROM CIRCUIT CLERK'S OFFICE	9
<b>TOTAL BALLOTS SENT TO PRECINCT</b>	<b>453</b>

<b>POLL SLIPS SIGNED</b>	<b>305</b>
--------------------------	------------

BALLOTS VOTED	302
CHALLENGED BALLOTS	3
<b>TOTAL OF BALLOTS VOTED AND CHALLENGED BALLOTS</b>	<b>305</b>

TOTAL OF BALLOTS VOTED AND CHALLENGED BALLOTS	305
BALLOTS SPOILED	0
BALLOTS UNUSED	148
<b>TOTAL BALLOTS</b>	<b>453</b>

**PRECINCT FIFTY-FIVE**

BALLOTS SENT TO PRECINCT	332
ABSENTEE BALLOTS FROM CIRCUIT CLERK'S OFFICE	6
<b>TOTAL BALLOTS SENT TO PRECINCT</b>	<b>338</b>

<b>POLL SLIPS SIGNED</b>	<b>217</b>
--------------------------	------------

BALLOTS VOTED	208
CHALLENGED BALLOTS	9
<b>TOTAL OF BALLOTS VOTED AND CHALLENGED BALLOTS</b>	<b>217</b>

TOTAL OF BALLOTS VOTED AND CHALLENGED BALLOTS	217
BALLOTS SPOILED	2
BALLOTS UNUSED	119
<b>TOTAL BALLOTS</b>	<b>338</b>

**PRECINCT FIFTY-SIX**

BALLOTS SENT TO PRECINCT	95
ABSENTEE BALLOTS FROM CIRCUIT CLERK'S OFFICE	3
<b>TOTAL BALLOTS SENT TO PRECINCT</b>	<b>98</b>
<b>POLL SLIPS SIGNED</b>	<b>64</b>
BALLOTS VOTED	62
CHALLENGED BALLOTS	2
<b>TOTAL OF BALLOTS VOTED AND CHALLENGED BALLOTS</b>	<b>64</b>
TOTAL OF BALLOTS VOTED AND CHALLENGED BALLOTS	64
BALLOTS SPOILED	0
BALLOTS UNUSED	34
<b>TOTAL BALLOTS</b>	<b>98</b>

**PRECINCT FIFTY-EIGHT**

BALLOTS SENT TO PRECINCT	112
ABSENTEE BALLOTS FROM CIRCUIT CLERK'S OFFICE	4
<b>TOTAL BALLOTS SENT TO PRECINCT</b>	<b>116</b>
<b>POLL SLIPS SIGNED</b>	<b>84</b>
BALLOTS VOTED	83
CHALLENGED BALLOTS	1
<b>TOTAL OF BALLOTS VOTED AND CHALLENGED BALLOTS</b>	<b>84</b>
TOTAL OF BALLOTS VOTED AND CHALLENGED BALLOTS	84
BALLOTS SPOILED	0
BALLOTS UNUSED	32
<b>TOTAL BALLOTS</b>	<b>116</b>

**PRECINCT FIFTY-NINE**

BALLOTS SENT TO PRECINCT	664
ABSENTEE BALLOTS FROM CIRCUIT CLERK'S OFFICE	25
<b>TOTAL BALLOTS SENT TO PRECINCT</b>	<b>689</b>
<b>POLL SLIPS SIGNED</b>	<b>511</b>
BALLOTS VOTED	504
CHALLENGED BALLOTS	7
<b>TOTAL OF BALLOTS VOTED AND CHALLENGED BALLOTS</b>	<b>511</b>
TOTAL OF BALLOTS VOTED AND CHALLENGED BALLOTS	511
BALLOTS SPOILED	1
BALLOTS UNUSED	177
<b>TOTAL BALLOTS</b>	<b>689</b>

**PRECINCT SIXTY**

BALLOTS SENT TO PRECINCT	317
ABSENTEE BALLOTS FROM CIRCUIT CLERK'S OFFICE	12

<b>TOTAL BALLOTS SENT TO PRECINCT</b>	<b>329</b>
<b>POLL SLIPS SIGNED</b>	<b>283</b>
BALLOTS VOTED	274
CHALLENGED BALLOTS	9
<b>TOTAL OF BALLOTS VOTED AND CHALLENGED BALLOTS</b>	<b>283</b>
<b>TOTAL OF BALLOTS VOTED AND CHALLENGED BALLOTS</b>	<b>283</b>
BALLOTS SPOILED	1
BALLOTS UNUSED	45
<b>TOTAL BALLOTS</b>	<b>329</b>

**PRECINCT SIXTY-ONE A**

BALLOTS SENT TO PRECINCT	545
ABSENTEE BALLOTS FROM CIRCUIT CLERK'S OFFICE	21
<b>TOTAL BALLOTS SENT TO PRECINCT</b>	<b>566</b>
<b>POLL SLIPS SIGNED</b>	<b>446</b>
BALLOTS VOTED	435
CHALLENGED BALLOTS	11
<b>TOTAL OF BALLOTS VOTED AND CHALLENGED BALLOTS</b>	<b>446</b>
<b>TOTAL OF BALLOTS VOTED AND CHALLENGED BALLOTS</b>	<b>446</b>
BALLOTS SPOILED	4
BALLOTS UNUSED	116
<b>TOTAL BALLOTS</b>	<b>566</b>

**PRECINCT SIXTY-ONE B**

BALLOTS SENT TO PRECINCT	476
ABSENTEE BALLOTS FROM CIRCUIT CLERK'S OFFICE	14
<b>TOTAL BALLOTS SENT TO PRECINCT</b>	<b>490</b>
<b>POLL SLIPS SIGNED</b>	<b>386</b>
BALLOTS VOTED	375
CHALLENGED BALLOTS	11
<b>TOTAL OF BALLOTS VOTED AND CHALLENGED BALLOTS</b>	<b>386</b>
<b>TOTAL OF BALLOTS VOTED AND CHALLENGED BALLOTS</b>	<b>386</b>
BALLOTS SPOILED	0
BALLOTS UNUSED	104
<b>TOTAL BALLOTS</b>	<b>490</b>

**PRECINCT SIXTY-TWO A**

BALLOTS SENT TO PRECINCT	426
ABSENTEE BALLOTS FROM CIRCUIT CLERK'S OFFICE	11
<b>TOTAL BALLOTS SENT TO PRECINCT</b>	<b>437</b>
<b>POLL SLIPS SIGNED</b>	<b>323</b>
BALLOTS VOTED	317



CHALLENGED BALLOTS	6
<b>TOTAL OF BALLOTS VOTED AND CHALLENGED BALLOTS</b>	<b>323</b>
 TOTAL OF BALLOTS VOTED AND CHALLENGED BALLOTS	 323
BALLOTS SPOILED	3
BALLOTS UNUSED	111
TOTAL BALLOTS	437

#### PRECINCT SIXTY-TWO B

BALLOTS SENT TO PRECINCT	394
ABSENTEE BALLOTS FROM CIRCUIT CLERK'S OFFICE	13
<b>TOTAL BALLOTS SENT TO PRECINCT</b>	<b>407</b>
 <b>POLL SLIPS SIGNED</b>	 <b>305</b>
 BALLOTS VOTED	 298
CHALLENGED BALLOTS	7
<b>TOTAL OF BALLOTS VOTED AND CHALLENGED BALLOTS</b>	<b>305</b>
 TOTAL OF BALLOTS VOTED AND CHALLENGED BALLOTS	 305
BALLOTS SPOILED	0
BALLOTS UNUSED	102
TOTAL BALLOTS	407

#### PRECINCT SIXTY-THREE

BALLOTS SENT TO PRECINCT	333
ABSENTEE BALLOTS FROM CIRCUIT CLERK'S OFFICE	3
<b>TOTAL BALLOTS SENT TO PRECINCT</b>	<b>336</b>
 <b>POLL SLIPS SIGNED</b>	 <b>202</b>
 BALLOTS VOTED	 199
CHALLENGED BALLOTS	3
<b>TOTAL OF BALLOTS VOTED AND CHALLENGED BALLOTS</b>	<b>202</b>
 TOTAL OF BALLOTS VOTED AND CHALLENGED BALLOTS	 202
BALLOTS SPOILED	0
BALLOTS UNUSED	134
TOTAL BALLOTS	336

#### PRECINCT SIXTY-FOUR

BALLOTS SENT TO PRECINCT	332
ABSENTEE BALLOTS FROM CIRCUIT CLERK'S OFFICE	11
<b>TOTAL BALLOTS SENT TO PRECINCT</b>	<b>343</b>
 <b>POLL SLIPS SIGNED</b>	 <b>220</b>
 BALLOTS VOTED	 215
CHALLENGED BALLOTS	4
<b>TOTAL OF BALLOTS VOTED AND CHALLENGED BALLOTS</b>	<b>219</b>
 TOTAL OF BALLOTS VOTED AND CHALLENGED BALLOTS	 219
BALLOTS SPOILED	1
BALLOTS UNUSED	123

TOTAL BALLOTS	343
---------------	-----

**PRECINCT SIXTY-SEVEN**

BALLOTS SENT TO PRECINCT	556
ABSENTEE BALLOTS FROM CIRCUIT CLERK'S OFFICE	13
<b>TOTAL BALLOTS SENT TO PRECINCT</b>	<b>569</b>

<b>POLL SLIPS SIGNED</b>	<b>371</b>
--------------------------	------------

BALLOTS VOTED	364
CHALLENGED BALLOTS	7
<b>TOTAL OF BALLOTS VOTED AND CHALLENGED BALLOTS</b>	<b>371</b>

TOTAL OF BALLOTS VOTED AND CHALLENGED BALLOTS	371
BALLOTS SPOILED	0
BALLOTS UNUSED	198
TOTAL BALLOTS	569

**PRECINCT SIXTY-EIGHT**

BALLOTS SENT TO PRECINCT	631
ABSENTEE BALLOTS FROM CIRCUIT CLERK'S OFFICE	17
<b>TOTAL BALLOTS SENT TO PRECINCT</b>	<b>648</b>

<b>POLL SLIPS SIGNED</b>	<b>428</b>
--------------------------	------------

BALLOTS VOTED	420
CHALLENGED BALLOTS	7
<b>TOTAL OF BALLOTS VOTED AND CHALLENGED BALLOTS</b>	<b>427</b>

TOTAL OF BALLOTS VOTED AND CHALLENGED BALLOTS	427
BALLOTS SPOILED	0
BALLOTS UNUSED	221
TOTAL BALLOTS	648

**PRECINCT SIXTY-NINE**

BALLOTS SENT TO PRECINCT	530
ABSENTEE BALLOTS FROM CIRCUIT CLERK'S OFFICE	23
<b>TOTAL BALLOTS SENT TO PRECINCT</b>	<b>553</b>

<b>POLL SLIPS SIGNED</b>	<b>372</b>
BALLOTS VOTED	363
CHALLENGED BALLOTS	9
<b>TOTAL OF BALLOTS VOTED AND CHALLENGED BALLOTS</b>	<b>372</b>

TOTAL OF BALLOTS VOTED AND CHALLENGED BALLOTS	372
BALLOTS SPOILED	3
BALLOTS UNUSED	178
TOTAL BALLOTS	553

**PRECINCT SEVENTY**

BALLOTS SENT TO PRECINCT	501
--------------------------	-----

ABSENTEE BALLOTS FROM CIRCUIT CLERK'S OFFICE	12
<b>TOTAL BALLOTS SENT TO PRECINCT</b>	<b>513</b>
 <b>POLL SLIPS SIGNED</b>	 <b>322</b>
BALLOTS VOTED	322
CHALLENGED BALLOTS	5
<b>TOTAL OF BALLOTS VOTED AND CHALLENGED BALLOTS</b>	<b>327</b>
 TOTAL OF BALLOTS VOTED AND CHALLENGED BALLOTS	 327
BALLOTS SPOILED	3
BALLOTS UNUSED	183
<b>TOTAL BALLOTS</b>	<b>513</b>

#### PRECINCT SEVENTY-ONE

BALLOTS SENT TO PRECINCT	552
ABSENTEE BALLOTS FROM CIRCUIT CLERK'S OFFICE	11
<b>TOTAL BALLOTS SENT TO PRECINCT</b>	<b>563</b>
 <b>POLL SLIPS SIGNED</b>	 <b>347</b>
BALLOTS VOTED	336
CHALLENGED BALLOTS	11
<b>TOTAL OF BALLOTS VOTED AND CHALLENGED BALLOTS</b>	<b>347</b>
 TOTAL OF BALLOTS VOTED AND CHALLENGED BALLOTS	 347
BALLOTS SPOILED	1
BALLOTS UNUSED	215
<b>TOTAL BALLOTS</b>	<b>563</b>

#### PRECINCT SEVENTY-TWO

BALLOTS SENT TO PRECINCT	330
ABSENTEE BALLOTS FROM CIRCUIT CLERK'S OFFICE	10
<b>TOTAL BALLOTS SENT TO PRECINCT</b>	<b>340</b>
 <b>POLL SLIPS SIGNED</b>	 <b>212</b>
BALLOTS VOTED	208
CHALLENGED BALLOTS	4
<b>TOTAL OF BALLOTS VOTED AND CHALLENGED BALLOTS</b>	<b>212</b>
 TOTAL OF BALLOTS VOTED AND CHALLENGED BALLOTS	 212
BALLOTS SPOILED	1
BALLOTS UNUSED	127
<b>TOTAL BALLOTS</b>	<b>340</b>

#### PRECINCT SEVENTY-THREE

BALLOTS SENT TO PRECINCT	533
ABSENTEE BALLOTS FROM CIRCUIT CLERK'S OFFICE	26
<b>TOTAL BALLOTS SENT TO PRECINCT</b>	<b>559</b>
 <b>POLL SLIPS SIGNED</b>	 <b>376</b>

BALLOTS VOTED	374
CHALLENGED BALLOTS	2
<b>TOTAL OF BALLOTS VOTED AND CHALLENGED BALLOTS</b>	<b>376</b>
 TOTAL OF BALLOTS VOTED AND CHALLENGED BALLOTS	 376
BALLOTS SPOILED	1
BALLOTS UNUSED	182
TOTAL BALLOTS	559

#### PRECINCT SEVENTY-FOUR

BALLOTS SENT TO PRECINCT	452
ABSENTEE BALLOTS FROM CIRCUIT CLERK'S OFFICE	7
<b>TOTAL BALLOTS SENT TO PRECINCT</b>	<b>459</b>

<b>POLL SLIPS SIGNED</b>	<b>276</b>
--------------------------	------------

BALLOTS VOTED	262
CHALLENGED BALLOTS	14
<b>TOTAL OF BALLOTS VOTED AND CHALLENGED BALLOTS</b>	<b>276</b>

TOTAL OF BALLOTS VOTED AND CHALLENGED BALLOTS	276
BALLOTS SPOILED	0
BALLOTS UNUSED	183
TOTAL BALLOTS	459

#### PRECINCT SEVENTY-FIVE

BALLOTS SENT TO PRECINCT	315
ABSENTEE BALLOTS FROM CIRCUIT CLERK'S OFFICE	11
<b>TOTAL BALLOTS SENT TO PRECINCT</b>	<b>326</b>

<b>POLL SLIPS SIGNED</b>	<b>226</b>
--------------------------	------------

BALLOTS VOTED	212
CHALLENGED BALLOTS	14
<b>TOTAL OF BALLOTS VOTED AND CHALLENGED BALLOTS</b>	<b>226</b>

TOTAL OF BALLOTS VOTED AND CHALLENGED BALLOTS	226
BALLOTS SPOILED	4
BALLOTS UNUSED	96
TOTAL BALLOTS	326

#### PRECINCT SEVENTY-SIX

BALLOTS SENT TO PRECINCT	187
ABSENTEE BALLOTS FROM CIRCUIT CLERK'S OFFICE	3
<b>TOTAL BALLOTS SENT TO PRECINCT</b>	<b>190</b>

<b>POLL SLIPS SIGNED</b>	<b>123</b>
--------------------------	------------

BALLOTS VOTED	117
CHALLENGED BALLOTS	6
<b>TOTAL OF BALLOTS VOTED AND CHALLENGED BALLOTS</b>	<b>123</b>

TOTAL OF BALLOTS VOTED AND CHALLENGED BALLOTS	123
BALLOTS SPOILED	1

BALLOTS UNUSED	66
TOTAL BALLOTS	190

**PRECINCT SEVENTY-SEVEN A**

BALLOTS SENT TO PRECINCT	678
ABSENTEE BALLOTS FROM CIRCUIT CLERK'S OFFICE	27
<b>TOTAL BALLOTS SENT TO PRECINCT</b>	<b>705</b>

<b>POLL SLIPS SIGNED</b>	<b>516</b>
--------------------------	------------

BALLOTS VOTED	508
CHALLENGED BALLOTS	8
<b>TOTAL OF BALLOTS VOTED AND CHALLENGED BALLOTS</b>	<b>516</b>

TOTAL OF BALLOTS VOTED AND CHALLENGED BALLOTS	516
BALLOTS SPOILED	0
BALLOTS UNUSED	189
TOTAL BALLOTS	705

**PRECINCT SEVENTY-SEVEN B**

BALLOTS SENT TO PRECINCT	640
ABSENTEE BALLOTS FROM CIRCUIT CLERK'S OFFICE	34
<b>TOTAL BALLOTS SENT TO PRECINCT</b>	<b>674</b>

<b>POLL SLIPS SIGNED</b>	<b>492</b>
--------------------------	------------

BALLOTS VOTED	487
CHALLENGED BALLOTS	5
<b>TOTAL OF BALLOTS VOTED AND CHALLENGED BALLOTS</b>	<b>492</b>

TOTAL OF BALLOTS VOTED AND CHALLENGED BALLOTS	492
BALLOTS SPOILED	0
BALLOTS UNUSED	182
TOTAL BALLOTS	674

**PRECINCT SEVENTY-EIGHT A**

BALLOTS SENT TO PRECINCT	451
ABSENTEE BALLOTS FROM CIRCUIT CLERK'S OFFICE	21
<b>TOTAL BALLOTS SENT TO PRECINCT</b>	<b>472</b>

<b>POLL SLIPS SIGNED</b>	<b>406</b>
--------------------------	------------

BALLOTS VOTED	386
CHALLENGED BALLOTS	20
<b>TOTAL OF BALLOTS VOTED AND CHALLENGED BALLOTS</b>	<b>406</b>

TOTAL OF BALLOTS VOTED AND CHALLENGED BALLOTS	406
BALLOTS SPOILED	2
BALLOTS UNUSED	64
TOTAL BALLOTS	472

**PRECINCT SEVENTY-EIGHT B**

BALLOTS SENT TO PRECINCT	268
ABSENTEE BALLOTS FROM CIRCUIT CLERK'S OFFICE	12
(THIRTEEN EXTRA BALLOTS SENT TO PRECINCT 78B)	13
<b>TOTAL BALLOTS SENT TO PRECINCT</b>	<b>293</b>

<b>POLL SLIPS SIGNED</b>	<b>283</b>
--------------------------	------------

BALLOTS VOTED	258
CHALLENGED BALLOTS	25
<b>TOTAL OF BALLOTS VOTED AND CHALLENGED BALLOTS</b>	<b>283</b>

TOTAL OF BALLOTS VOTED AND CHALLENGED BALLOTS	283
BALLOTS SPOILED	1
BALLOTS UNUSED	9
<b>TOTAL BALLOTS</b>	<b>293</b>

**PRECINCT SEVENTY-NINE A**

BALLOTS SENT TO PRECINCT	576
ABSENTEE BALLOTS FROM CIRCUIT CLERK'S OFFICE	33
<b>TOTAL BALLOTS SENT TO PRECINCT</b>	<b>609</b>

<b>POLL SLIPS SIGNED</b>	<b>463</b>
--------------------------	------------

BALLOTS VOTED	450
CHALLENGED BALLOTS	13
(Received twelve (12) Challenge Ballots in Envelope)	
<b>TOTAL OF BALLOTS VOTED AND CHALLENGED BALLOTS</b>	<b>463</b>

TOTAL OF BALLOTS VOTED AND CHALLENGED BALLOTS	463
BALLOTS SPOILED	1
BALLOTS UNUSED	145
<b>TOTAL BALLOTS</b>	<b>609</b>

**PRECINCT SEVENTY-NINE B**

BALLOTS SENT TO PRECINCT	743
ABSENTEE BALLOTS FROM CIRCUIT CLERK'S OFFICE	50
<b>TOTAL BALLOTS SENT TO PRECINCT</b>	<b>793</b>

<b>POLL SLIPS SIGNED</b>	<b>582</b>
--------------------------	------------

BALLOTS VOTED	570
CHALLENGED BALLOTS	12
<b>TOTAL OF BALLOTS VOTED AND CHALLENGED BALLOTS</b>	<b>582</b>

TOTAL OF BALLOTS VOTED AND CHALLENGED BALLOTS	582
BALLOTS SPOILED	1
BALLOTS UNUSED	210
<b>TOTAL BALLOTS</b>	<b>793</b>

**PRECINCT EIGHTY**

BALLOTS SENT TO PRECINCT	482
--------------------------	-----

ABSENTEE BALLOTS FROM CIRCUIT CLERK'S OFFICE	26
<b>TOTAL BALLOTS SENT TO PRECINCT</b>	<b>508</b>
 <b>POLL SLIPS SIGNED</b>	 <b>374</b>
BALLOTS VOTED	365
CHALLENGED BALLOTS	9
<b>TOTAL OF BALLOTS VOTED AND CHALLENGED BALLOTS</b>	<b>374</b>
 TOTAL OF BALLOTS VOTED AND CHALLENGED BALLOTS	 374
BALLOTS SPOILED	2
BALLOTS UNUSED	132
<b>TOTAL BALLOTS</b>	<b>508</b>

#### **PRECINCT EIGHTY-ONE**

BALLOTS SENT TO PRECINCT	455
ABSENTEE BALLOTS FROM CIRCUIT CLERK'S OFFICE	24
<b>TOTAL BALLOTS SENT TO PRECINCT</b>	<b>479</b>
 <b>POLL SLIPS SIGNED</b>	 <b>368</b>
BALLOTS VOTED	367
CHALLENGED BALLOTS	1
<b>TOTAL OF BALLOTS VOTED AND CHALLENGED BALLOTS</b>	<b>368</b>
 TOTAL OF BALLOTS VOTED AND CHALLENGED BALLOTS	 368
BALLOTS SPOILED	1
BALLOTS UNUSED	110
<b>TOTAL BALLOTS</b>	<b>479</b>

#### **PRECINCT EIGHTY-TWO**

BALLOTS SENT TO PRECINCT	360
ABSENTEE BALLOTS FROM CIRCUIT CLERK'S OFFICE	11
<b>TOTAL BALLOTS SENT TO PRECINCT</b>	<b>371</b>
 <b>POLL SLIPS SIGNED</b>	 <b>267</b>
BALLOTS VOTED	266
CHALLENGED BALLOTS	1
<b>TOTAL OF BALLOTS VOTED AND CHALLENGED BALLOTS</b>	<b>267</b>
 TOTAL OF BALLOTS VOTED AND CHALLENGED BALLOTS	 267
BALLOTS SPOILED	0
BALLOTS UNUSED	104
<b>TOTAL BALLOTS</b>	<b>371</b>

#### **PRECINCT EIGHTY-THREE A**

BALLOTS SENT TO PRECINCT	491
ABSENTEE BALLOTS FROM CIRCUIT CLERK'S OFFICE	11
<b>TOTAL BALLOTS SENT TO PRECINCT</b>	<b>502</b>
 <b>POLL SLIPS SIGNED</b>	 <b>340</b>

BALLOTS VOTED	331
CHALLENGED BALLOTS	9
<b>TOTAL OF BALLOTS VOTED AND CHALLENGED BALLOTS</b>	<b>340</b>
 TOTAL OF BALLOTS VOTED AND CHALLENGED BALLOTS	 340
BALLOTS SPOILED	1
BALLOTS UNUSED	161
TOTAL BALLOTS	502

#### PRECINCT EIGHTY-THREE B

BALLOTS SENT TO PRECINCT	442
ABSENTEE BALLOTS FROM CIRCUIT CLERK'S OFFICE	13
<b>TOTAL BALLOTS SENT TO PRECINCT</b>	<b>455</b>

<b>POLL SLIPS SIGNED</b>	<b>322</b>
--------------------------	------------

BALLOTS VOTED	309
CHALLENGED BALLOTS	13
<b>TOTAL OF BALLOTS VOTED AND CHALLENGED BALLOTS</b>	<b>322</b>

TOTAL OF BALLOTS VOTED AND CHALLENGED BALLOTS	322
BALLOTS SPOILED	2
BALLOTS UNUSED	131
TOTAL BALLOTS	455

#### PRECINCT EIGHTY-FOUR

BALLOTS SENT TO PRECINCT	519
ABSENTEE BALLOTS FROM CIRCUIT CLERK'S OFFICE	26
<b>TOTAL BALLOTS SENT TO PRECINCT</b>	<b>545</b>

<b>POLL SLIPS SIGNED</b>	<b>356</b>
--------------------------	------------

BALLOTS VOTED	345
CHALLENGED BALLOTS	11
<b>TOTAL OF BALLOTS VOTED AND CHALLENGED BALLOTS</b>	<b>356</b>

TOTAL OF BALLOTS VOTED AND CHALLENGED BALLOTS	356
BALLOTS SPOILED	1
BALLOTS UNUSED	188
TOTAL BALLOTS	545

#### PRECINCT EIGHTY-FIVE

BALLOTS SENT TO PRECINCT	186
ABSENTEE BALLOTS FROM CIRCUIT CLERK'S OFFICE	6
<b>TOTAL BALLOTS SENT TO PRECINCT</b>	<b>192</b>

<b>POLL SLIPS SIGNED</b>	<b>128</b>
--------------------------	------------

BALLOTS VOTED	128
CHALLENGED BALLOTS	0
<b>TOTAL OF BALLOTS VOTED AND CHALLENGED BALLOTS</b>	<b>128</b>

TOTAL OF BALLOTS VOTED AND CHALLENGED BALLOTS	128
---	-----



BALLOTS SPOILED	1
BALLOTS UNUSED	63
TOTAL BALLOTS	192

#### PRECINCT EIGHTY-SIX

BALLOTS SENT TO PRECINCT	726
ABSENTEE BALLOTS FROM CIRCUIT CLERK'S OFFICE	30
<b>TOTAL BALLOTS SENT TO PRECINCT</b>	<b>756</b>

<b>POLL SLIPS SIGNED</b>	<b>537</b>
--------------------------	------------

BALLOTS VOTED	526
CHALLENGED BALLOTS	11
<b>TOTAL OF BALLOTS VOTED AND CHALLENGED BALLOTS</b>	<b>537</b>

TOTAL OF BALLOTS VOTED AND CHALLENGED BALLOTS	537
BALLOTS SPOILED	2
BALLOTS UNUSED	217
TOTAL BALLOTS	756

#### PRECINCT EIGHTY-SEVEN A

BALLOTS SENT TO PRECINCT	410
ABSENTEE BALLOTS FROM CIRCUIT CLERK'S OFFICE	13
<b>TOTAL BALLOTS SENT TO PRECINCT</b>	<b>423</b>

<b>POLL SLIPS SIGNED</b>	<b>285</b>
--------------------------	------------

BALLOTS VOTED	265
CHALLENGED BALLOTS	20
<b>TOTAL OF BALLOTS VOTED AND CHALLENGED BALLOTS</b>	<b>285</b>

TOTAL OF BALLOTS VOTED AND CHALLENGED BALLOTS	285
BALLOTS SPOILED	1
BALLOTS UNUSED	137
TOTAL BALLOTS	423

#### PRECINCT EIGHTY-SEVEN B

BALLOTS SENT TO PRECINCT	361
ABSENTEE BALLOTS FROM CIRCUIT CLERK'S OFFICE	17
<b>TOTAL BALLOTS SENT TO PRECINCT</b>	<b>378</b>

<b>POLL SLIPS SIGNED</b>	<b>277</b>
--------------------------	------------

BALLOTS VOTED	256
CHALLENGED BALLOTS	21
<b>TOTAL OF BALLOTS VOTED AND CHALLENGED BALLOTS</b>	<b>277</b>

TOTAL OF BALLOTS VOTED AND CHALLENGED BALLOTS	277
BALLOTS SPOILED	1
BALLOTS UNUSED	100
TOTAL BALLOTS	378

### **PRECINCT EIGHTY-EIGHT**

BALLOTS SENT TO PRECINCT	668
ABSENTEE BALLOTS FROM CIRCUIT CLERK'S OFFICE	26
<b>TOTAL BALLOTS SENT TO PRECINCT</b>	<b>694</b>
 <b>POLL SLIPS SIGNED</b>	 <b>432</b>
 BALLOTS VOTED	 413
CHALLENGED BALLOTS	19
<b>TOTAL OF BALLOTS VOTED AND CHALLENGED BALLOTS</b>	<b>432</b>
 TOTAL OF BALLOTS VOTED AND CHALLENGED BALLOTS	 432
BALLOTS SPOILED	0
BALLOTS UNUSED	262
<b>TOTAL BALLOTS</b>	<b>694</b>

### **PRECINCT NINETY**

BALLOTS SENT TO PRECINCT	350
ABSENTEE BALLOTS FROM CIRCUIT CLERK'S OFFICE	14
<b>TOTAL BALLOTS SENT TO PRECINCT</b>	<b>364</b>
 <b>POLL SLIPS SIGNED</b>	 <b>261</b>
 BALLOTS VOTED	 257
CHALLENGED BALLOTS	4
<b>TOTAL OF BALLOTS VOTED AND CHALLENGED BALLOTS</b>	<b>261</b>
 TOTAL OF BALLOTS VOTED AND CHALLENGED BALLOTS	 261
BALLOTS SPOILED	2
BALLOTS UNUSED	101
<b>TOTAL BALLOTS</b>	<b>364</b>

### **PRECINCT NINETY-ONE**

BALLOTS SENT TO PRECINCT	624
ABSENTEE BALLOTS FROM CIRCUIT CLERK'S OFFICE	34
<b>TOTAL BALLOTS SENT TO PRECINCT</b>	<b>658</b>
 <b>POLL SLIPS SIGNED</b>	 <b>419</b>
 BALLOTS VOTED	 413
CHALLENGED BALLOTS	6
<b>TOTAL OF BALLOTS VOTED AND CHALLENGED BALLOTS</b>	<b>419</b>
 TOTAL OF BALLOTS VOTED AND CHALLENGED BALLOTS	 419
BALLOTS SPOILED	1
BALLOTS UNUSED	238
<b>TOTAL BALLOTS</b>	<b>658</b>

### **PRECINCT NINETY-TWO**

BALLOTS SENT TO PRECINCT	518
ABSENTEE BALLOTS FROM CIRCUIT CLERK'S OFFICE	14

<b>TOTAL BALLOTS SENT TO PRECINCT</b>	<b>532</b>
<b>POLL SLIPS SIGNED</b>	<b>357</b>
<b>BALLOTS VOTED</b>	<b>353</b>
<b>CHALLENGED BALLOTS</b>	<b>4</b>
<b>TOTAL OF BALLOTS VOTED AND CHALLENGED BALLOTS</b>	<b>357</b>
<b>TOTAL OF BALLOTS VOTED AND CHALLENGED BALLOTS</b>	<b>357</b>
<b>BALLOTS SPOILED</b>	<b>3</b>
<b>BALLOTS UNUSED</b>	<b>172</b>
<b>TOTAL BALLOTS</b>	<b>532</b>

The Board of Canvassers unanimously agreed to recess for lunch at 11:30 A.M. to reconvene at 12:45 P.M.

The Board of Canvassers reconvened at 12:45 A.M. on Thursday, November 16, 2000 and proceeded with the hand tallying of Precinct 69 and 62A.

Precinct 69 – Waitman Barbe School, hand tallying was completed at 4:10 P.M.

Let the record show that the results of the hand tally of Precinct 69 – Waitman Barbe Elementary School, compared to the scanner results was within the one (1%) percent as per West Virginia Code.

The Tally Clerks left at 4:10 P.M.

Let the record show at 4:15 P.M. the Board of Canvassers began reviewing the nine hundred forty-two (942) Challenge Ballots for allowing or disallowing as permitted by law.

Precinct Number 1 – Sixteen (16) Challenged Ballots – Motion by Commissioner Pyles, seconded by Commissioner Wiley, and unanimously carried, to allow ten (10) ballots and to disallow six (6) ballots because four (4) voters voted in the wrong precinct and two (2) voters were not registered to vote.

Precinct Number 2 – Five (5) Challenged Ballot – Motion by Commissioner Pyles, seconded by Commissioner Wiley, and unanimously carried, to allow three (3) ballots and to disallow two (2) ballots because the two (2) voters were not registered to vote.

Precinct Number 3 – Five (5) Challenged Ballots – Motion by Commissioner Pyles, seconded by Commissioner Wiley, and unanimously carried, to allow four (4) ballots and to disallow one (1) ballot because the voter was not registered to vote.

Precinct Number 4 – Twelve (12) Challenged Ballots – Motion by Commissioner Pyles, seconded by Commissioner Wiley, and unanimously carried, to allow three (3) ballots and to disallow nine (9) ballots because six (6) voters voted in the wrong precinct and three (3) voters were not registered to vote.

Precinct Number 5 – Six (6) Challenged Ballots – Motion by Commissioner Pyles, seconded by Commissioner Wiley, and unanimously carried, to allow five (5) ballots and to disallow one (1) ballot because the voter was not registered to vote.

Precinct Number 6 – Fourteen (14) Challenged Ballots – Motion by Commissioner Pyles, seconded by Commissioner Wiley, and unanimously carried, to allow six (6) ballots and to disallow eight (8) ballots because three (3) voters voted in the wrong precinct and five (5) voters were not registered to vote.

Precinct Number 7 – Four (4) Challenged Ballots – Motion by Commissioner Pyles, seconded by Commissioner Wiley, and unanimously carried, to allow two (2) ballots and to disallow two (2) ballots because two (2) voters were not registered to vote.

Precinct Number 8 – Nine (9) Challenged Ballots – Motion by Commissioner Pyles, seconded by Commissioner Wiley, and unanimously carried, to allow five (5) ballots and to disallow four (4) ballots because one (1) voter voted in the wrong precinct and three (3) voters were not registered to vote.

Precinct Number 9 – Twelve (12) Challenged Ballots – Motion by Commissioner Pyles, seconded by Commissioner Wiley, and unanimously carried, to allow three (3) ballots and to disallow nine (9) ballots because four (4) voters voted in the wrong precinct and five (5) voters were not registered to vote.

Precinct Number 10 – Twenty-Nine (29) Challenged Ballots – Motion by Commissioner Pyles, seconded by Commissioner Wiley, and unanimously carried, to allow four (4) ballots and to disallow twenty-five (25) ballots because thirteen (13) voters voted in the wrong precinct and twelve (12) voters were not registered to vote.

Precinct Number 12 – Thirteen (13) Challenged Ballots – Motion by Commissioner Pyles, seconded by Commissioner Wiley, and unanimously carried, to allow four (4) ballots and to disallow nine (9) ballots because one (1) voter voted in the wrong precinct and eight (8) voters were not registered to vote.

Precinct Number 13 – Seventeen (17) Challenged Ballots – Motion by Commissioner Pyles, seconded by Commissioner Wiley, and unanimously carried, to allow nine (9) ballots and to disallow eight (8) ballots because five (5) voters voted in the wrong precinct and three (3) voters were not registered to vote.

Precinct Number 14 – Ten (10) Challenged Ballots – Motion by Commissioner Pyles, seconded by Commissioner Wiley, and unanimously carried, to allow seven (7) ballots and to disallow three (3) ballots because two (2) voters voted in the wrong precinct and one (1) voter did not show identification.

Precinct Number 15 – Twenty-Four (24) Challenged Ballots – Motion by Commissioner Pyles, seconded by Commissioner Wiley, and unanimously carried, to allow six (6) ballots and to disallow eighteen (18) ballots because eight (8) voters voted in the wrong precinct and ten (10) voters were not registered to vote.

Precinct Number 16 – Eleven (11) Challenged Ballots – Motion by Commissioner Pyles, seconded by Commissioner Wiley, and unanimously carried, to allow seven (7) ballots and to disallow four (4) ballots because one (1) voter voted in the wrong precinct and three (3) voters were not registered to vote.

Precinct Number 17 – Seventeen (17) Challenged Ballots – Motion by Commissioner Pyles, seconded by Commissioner Wiley, and unanimously carried, to allow four (4) ballots and to disallow thirteen (13) ballots because eleven (11) voters voted in the wrong precinct; one (1) voter did not show identification; and, one (1) voter was not registered to vote.

Precinct Number 18 – Twenty-Seven (27) Challenged Ballots – Motion by Commissioner Pyles, seconded by Commissioner Wiley, and unanimously carried,

to allow nine (9) ballots and to disallow eighteen (18) ballots because six (6) voters voted in the wrong precinct and twelve (12) voters were not registered to vote.

Precinct Number 20 – Twenty-One (21) Challenged Ballots – Motion by Commissioner Pyles, seconded by Commissioner Wiley, and unanimously carried, to allow nine (9) ballots and to disallow twelve (12) ballots because nine (9) voters voted in the wrong precinct and three (3) voters were not registered to vote.

Precinct Number 21 – Eight (8) Challenged Ballots – Motion by Commissioner Pyles, seconded by Commissioner Wiley, and unanimously carried, to disallow eight (8) ballots because two (2) voters voted in the wrong precinct and six (6) voters were not registered to vote.

The Board of Canvassers unanimously agreed to recess at 5:00 P.M. until Friday, November 17, 2000 at 9:00 A.M.

\* \* \* \* \*

### **GENERAL ELECTION – NOVEMBER 7, 2000**

### **MEETINGS OF THE BOARD OF CANVASSERS**

**FRIDAY, NOVEMBER 17, 2000**

**PRESENT: MONONGALIA COUNTY COMMISSION PRESIDENT –**

John W. Pyles

**MONONGALIA COUNTY COMMISSION MEMBERS –** Robert Bell  
and Betty L. Wiley

**MONONGALIA COUNTY CLERK –** Michael A. Oliverio

**DEPUTY CLERKS FROM THE COUNTY CLERK'S OFFICE –** Betty  
Tennant, April Davies, Renetta McClure, Tonya Rowan and Janet Lowe

**MAINTENANCE –** Richard Beers

**TALLY CLERKS –** Carlene Hagar and Charles H. Bowers

**DOMINION POST REPRESENTATIVE –** Evelyn Ryan

The Board of Canvassers reconvened at 9:10 o'clock A.M. on Friday, November 17, 2000, in Room Number 103, Voters Registration, of the Monongalia County Courthouse to complete the hand tallying of Precinct 62A and to continue the process of deciding the allowed and disallowed challenge ballots.

The following individuals were on the hand tallying teams:

**PRECINCT 62A HAND TALLYING TEAM**

Commissioner Robert Bell

Tally Clerk Charles H. Bowers

Tally Clerk Carlene Hagar

Let the record show at 9:15 A.M. Precinct 62A was ran through the Scanner again. The process was completed at 9:40 A.M.

Let the record show at 9:50 A.M. the Board of Canvassers began reviewing the remaining Challenge Ballots, for Precinct 22 through Precinct 92, for allowing and disallowing as permitted by law.

Precinct Number 22 – Twelve (12) Challenged Ballots – Motion by Commissioner Pyles, seconded by Commissioner Wiley, and unanimously carried, to allow five (5) ballots and to disallow seven (7) ballots because two (2) voters voted in the wrong precinct; three (3) voters were not registered to vote; and, two (2) voters registered to vote after the cut-off date.

Precinct Number 23 – Ten (10) Challenged Ballots – Motion by Commissioner Pyles, seconded by Commissioner Wiley, and unanimously carried, to allow six (6) ballots and to disallow four (4) ballots because four (4) voters were not registered to vote.

Precinct Number 24 – Eleven (11) Challenged Ballots – Motion by Commissioner Pyles, seconded by Commissioner Wiley, and unanimously carried, to allow four (4) ballots and to disallow seven (7) ballots because four (4) voters voted in the wrong precinct and three (3) voters were not registered to vote.

Precinct Number 25 – Five (5) Challenged Ballots – Motion by Commissioner Pyles, seconded by Commissioner Wiley, and unanimously carried, to allow four (4) ballots and to disallow one (1) ballot because the voter was not registered to vote.

Precinct Number 26 – Four (4) Challenged Ballots – Motion by Commissioner Pyles, seconded by Commissioner Wiley, and unanimously carried, to allow one (1) ballot and to disallow three (3) ballots because one (1) voter voted in the wrong precinct and two (2) voters were not registered to vote.

Precinct Number 27 – Seven (7) Challenged Ballots – Motion by Commissioner Pyles, seconded by Commissioner Wiley, and unanimously carried, to allow six (6) ballots and to disallow one (1) ballot because the voter was not registered to vote.

Precinct Number 28 – Fourteen (14) Challenged Ballots – Motion by Commissioner Pyles, seconded by Commissioner Wiley, and unanimously carried, to allow five (5) ballots and to disallow nine (9) ballots because six (6) voters voted in the wrong precinct and three (3) voters were not registered to vote.

Precinct Number 29 – Seven (7) Challenged Ballots – Motion by Commissioner Pyles, seconded by Commissioner Wiley, and unanimously carried, to allow seven (7) ballots.

Precinct Number 30 – Seven (7) Challenged Ballots – Motion by Commissioner Pyles, seconded by Commissioner Wiley, and unanimously carried, to allow five (5) ballots and to disallow two (2) ballots because one (1) voter voted in the wrong precinct and one (1) voter was not registered to vote.

Precinct Number 31 – Seven (7) Challenged Ballots – Motion by Commissioner Pyles, seconded by Commissioner Wiley, and unanimously carried, to allow four (4) ballots and to disallow three (3) ballots because three (3) voters were not registered to vote.

Precinct Number 32 – Three (3) Challenged Ballots – Motion by Commissioner Pyles, seconded by Commissioner Wiley, and unanimously carried, to disallow three (3) ballots because two (2) voters registered to vote after cut-off date and one (1) voter was not registered to vote.



Precinct Number 33 – Twenty-Four (24) Challenged Ballots – Motion by Commissioner Pyles, seconded by Commissioner Wiley, and unanimously carried, to allow twelve (12) ballots and to disallow twelve (12) ballots because four (4) voters voted in the wrong precinct; six (6) voters were not registered to vote; and, two (2) voters did not show identification.

Precinct Number 34 – Eleven (11) Challenged Ballots – Motion by Commissioner Pyles, seconded by Commissioner Wiley, and unanimously carried, to allow five (5) ballots and to disallow six (6) ballots because two (2) voters voted in the wrong precinct; one (1) voter was not registered to vote; one (1) voter did not show identification; and, two (2) voters registered to vote after the cut-off date.

Precinct Number 35 – Nine (9) Challenged Ballots – Motion by Commissioner Pyles, seconded by Commissioner Wiley, and unanimously carried, to allow six (6) ballots and to disallow three (3) ballots because two (2) voters voted in the wrong precinct and one (1) voter was not registered to vote.

Precinct Number 36 – Twelve (12) Challenged Ballots – Motion by Commissioner Pyles, seconded by Commissioner Wiley, and unanimously carried, to allow four (4) ballots and to disallow eight (8) ballots because eight (8) voters were not registered to vote.

Precinct Number 37 – Five (5) Challenged Ballots – Motion by Commissioner Pyles, seconded by Commissioner Wiley, and unanimously carried, to allow five (5) ballots.

Precinct Number 38A – Seven (7) Challenged Ballots – Motion by Commissioner Pyles, seconded by Commissioner Wiley, and unanimously carried, to allow five (5) ballots and to disallow two (2) ballots because one (1) voter voted in the wrong precinct and one (1) voter was not registered to vote.

Precinct Number 38B – Ten (10) Challenged Ballots – Motion by Commissioner Pyles, seconded by Commissioner Wiley, and unanimously carried, to allow two (2) ballots and to disallow eight (8) ballots because one (1) voter voted in the wrong precinct and seven (7) voters were not registered to vote.

Precinct Number 39 – Twenty-Five (25) Challenged Ballots – Motion by Commissioner Pyles, seconded by Commissioner Wiley, and unanimously carried, to allow eighteen (18) ballots and to disallow seven (7) ballots because two (2) voters voted in the wrong precinct and five (5) voters were not registered to vote.

Precinct Number 40 – Nine (9) Challenged Ballots – Motion by Commissioner Pyles, seconded by Commissioner Wiley, and unanimously carried, to allow seven (7) ballots and to disallow two (2) ballots because one (1) voter was not registered to vote and one (1) voter did not show identification.

Precinct Number 41 – One (1) Challenged Ballot – Motion by Commissioner Pyles, seconded by Commissioner Wiley, and unanimously carried, to allow one (1) ballot.

Precinct Number 42 – Two (2) Challenged Ballots – Motion by Commissioner Pyles, seconded by Commissioner Wiley, and unanimously carried, to allow one (1) ballot and to disallow one (1) ballot because one (1) voter was not registered to vote.

Precinct Number 44 – Eighteen (18) Challenged Ballots – Motion by Commissioner Pyles, seconded by Commissioner Wiley, and unanimously carried, to allow fifteen (15) ballots and to disallow three (3) ballots because one (1) voter voted in the

wrong precinct; one (1) voter was not registered to vote; and, one (1) voter voted two absentee ballots (counted first absentee ballot).

Precinct Number 46 – Six (6) Challenged Ballots – Motion by Commissioner Pyles, seconded by Commissioner Wiley, and unanimously carried, to allow two (2) ballots and to disallow four (4) ballots because four (4) voters were not registered to vote.

Precinct Number 47 – Five (5) Challenged Ballots – Motion by Commissioner Pyles, seconded by Commissioner Wiley, and unanimously carried, to allow three (3) ballots and to disallow two (2) ballots because two (2) voters registered under a Post Office Box only – no street address.

Precinct Number 48 – Eleven (11) Challenged Ballots – Motion by Commissioner Pyles, seconded by Commissioner Wiley, and unanimously carried, to allow four (4) ballots and to disallow seven (7) ballots because four (4) voters voted in the wrong precinct and one (1) voter was not registered to vote.

Precinct Number 49 – Five (5) Challenged Ballots – Motion by Commissioner Pyles, seconded by Commissioner Wiley, and unanimously carried, to allow two (2) ballots and to disallow three (3) ballots because one (1) voter voted in the wrong precinct and two (2) voters were not registered to vote.

Precinct Number 51 – Three (3) Challenged Ballots – Motion by Commissioner Pyles, seconded by Commissioner Wiley, and unanimously carried, to allow one (1) ballot and to disallow two (2) ballots because one (1) voter registered under a Post Office Box only – no street address and one (1) voter gave no information on the Challenge Ballot Envelope to identify himself / herself to analyze the reason why the ballot was challenged.

Precinct Number 52 – Five (5) Challenged Ballots – Motion by Commissioner Pyles, seconded by Commissioner Wiley, and unanimously carried, to allow four (4) ballots and to disallow one (1) ballot because one (1) voter was not registered to vote.

Precinct Number 53 – Two (2) Challenged Ballots – Motion by Commissioner Pyles, seconded by Commissioner Wiley, and unanimously carried, to allow two (2) ballots.

Precinct Number 54 – Three (3) Challenged Ballots – Motion by Commissioner Pyles, seconded by Commissioner Wiley, and unanimously carried, to allow three (3) ballots.

Precinct Number 55 – Nine (9) Challenged Ballots – Motion by Commissioner Pyles, seconded by Commissioner Wiley, and unanimously carried, to allow nine (9) ballots.

Precinct Number 56 – Two (2) Challenged Ballots – Motion by Commissioner Pyles, seconded by Commissioner Wiley, and unanimously carried, to allow two (2) ballots.

Precinct Number 58 – One (1) Challenged Ballot – Motion by Commissioner Pyles, seconded by Commissioner Wiley, and unanimously carried, to allow one (1) ballot.

Precinct Number 59 – Seven (7) Challenged Ballots – Motion by Commissioner Pyles, seconded by Commissioner Wiley, and unanimously carried, to allow three (3) ballots and to disallow four (4) ballots because two (2) voters were not registered to vote and two (2) voters did not show identification.



Precinct Number 60 – Nine (9) Challenged Ballots – Motion by Commissioner Pyles, seconded by Commissioner Wiley, and unanimously carried, to allow seven (7) ballots and to disallow two (2) ballots because two (2) voters were not registered to vote.

Precinct Number 61A – Eleven (11) Challenged Ballots – Motion by Commissioner Pyles, seconded by Commissioner Wiley, and unanimously carried, to allow two (2) ballots and to disallow nine (9) ballots because six (6) voters voted in the wrong precinct and three (3) voters were not registered to vote.

Precinct Number 61B – Eleven (11) Challenged Ballots – Motion by Commissioner Pyles, seconded by Commissioner Wiley, and unanimously carried, to allow five (5) ballots and to disallow six (6) ballots because two (2) voters voted in the wrong precinct and three (3) voters were not registered to vote.

Precinct Number 62A – Six (6) Challenged Ballots – Motion by Commissioner Pyles, seconded by Commissioner Wiley, and unanimously carried, to allow three (3) ballots and to disallow three (3) ballots because one (1) voter voted in the wrong precinct and two (2) voters were not registered to vote.

Precinct Number 62B – Seven (7) Challenged Ballots – Motion by Commissioner Pyles, seconded by Commissioner Wiley, and unanimously carried, to allow one (1) ballot and to disallow six (6) ballots because two (2) voters voted in the wrong precinct and four (4) voters were not registered to vote.

Precinct Number 63 – Three (3) Challenged Ballots – Motion by Commissioner Pyles, seconded by Commissioner Wiley, and unanimously carried, to allow three (3) ballots.

Precinct Number 64 – Four (4) Challenged Ballots – Motion by Commissioner Pyles, seconded by Commissioner Wiley, and unanimously carried, to allow four (4) ballots.

Precinct Number 67 – Seven (7) Challenged Ballots – Motion by Commissioner Pyles, seconded by Commissioner Wiley, and unanimously carried, to allow five (5) ballots and to disallow two (2) ballots because two (2) voters were not registered to vote.

Precinct Number 68 – Seven (7) Challenged Ballots – Motion by Commissioner Pyles, seconded by Commissioner Wiley, and unanimously carried, to allow five (5) ballots and to disallow two (2) ballots because two (2) voters were not registered to vote.

Precinct Number 69 – Nine (9) Challenged Ballots – Motion by Commissioner Pyles, seconded by Commissioner Wiley, and unanimously carried, to allow three (3) ballots and to disallow six (6) ballots because four (4) voters voted in the wrong precinct and two (2) voters were not registered to vote.

Precinct Number 70 – Two (2) Challenged Ballots – Motion by Commissioner Pyles, seconded by Commissioner Wiley, and unanimously carried, to allow one (1) ballot and to disallow one (1) ballot because one (1) voter was not registered to vote.

Precinct Number 71 – Eleven (11) Challenged Ballots – Motion by Commissioner Pyles, seconded by Commissioner Wiley, and unanimously carried, to allow four (4) ballots and to disallow seven (7) ballots because three (3) voters voted in the wrong precinct and four (4) voters were not registered to vote.

Precinct Number 72 – Four (4) Challenged Ballots – Motion by Commissioner Pyles, seconded by Commissioner Wiley, and unanimously carried, to allow two (2) ballots and to disallow two (2) ballots because two (2) voters were not registered to vote.

Precinct Number 73 – Two (2) Challenged Ballots – Motion by Commissioner Pyles, seconded by Commissioner Wiley, and unanimously carried, to allow two (2) ballots.

Precinct Number 74 – Fourteen (14) Challenged Ballots – Motion by Commissioner Pyles, seconded by Commissioner Wiley, and unanimously carried, to allow eight (8) ballots and to disallow six (6) ballots because six (6) voters voted in the wrong precinct and six (6) voters were not registered to vote.

Precinct Number 75 – Fourteen (14) Challenged Ballots – Motion by Commissioner Pyles, seconded by Commissioner Wiley, and unanimously carried, to allow ten (10) ballots and to disallow four (4) ballots because two (2) voters voted in the wrong precinct and two (2) voters were not registered to vote.

Precinct Number 76 – Six (6) Challenged Ballots – Motion by Commissioner Pyles, seconded by Commissioner Wiley, and unanimously carried, to allow three (3) ballots and to disallow three (3) ballots because one (1) voter voted in the wrong precinct and two (2) voters were not registered to vote.

Precinct Number 77A – Nine (9) Challenged Ballots – Motion by Commissioner Pyles, seconded by Commissioner Wiley, and unanimously carried, to allow five (5) ballots and to disallow four (4) ballots because two (2) voters voted in the wrong precinct; one (1) voter was not registered to vote; and, one (1) voter did not show identification.

Precinct Number 77B – Five (5) Challenged Ballots – Motion by Commissioner Pyles, seconded by Commissioner Wiley, and unanimously carried, to allow four (4) ballots and to disallow one (1) ballot because one (1) voter was not registered to vote.

Precinct Number 78A – Twenty (20) Challenged Ballots – Motion by Commissioner Pyles, seconded by Commissioner Wiley, and unanimously carried, to allow six (6) ballots and to disallow fourteen (14) ballots because six (6) voters voted in the wrong precinct and eight (8) voters were not registered to vote.

Precinct Number 78B – Twenty-Five (25) Challenged Ballots – Motion by Commissioner Pyles, seconded by Commissioner Wiley, and unanimously carried, to allow nine (9) ballots and to disallow sixteen (16) ballots because five (5) voters voted in the wrong precinct and eleven (11) voters were not registered to vote.

Precinct Number 79A – Twelve (12) Challenged Ballots – Motion by Commissioner Pyles, seconded by Commissioner Wiley, and unanimously carried, to allow eight (8) ballots and to disallow four (4) ballots because two (2) voters voted in the wrong precinct and two (2) voters were not registered to vote.

Precinct Number 79B – Twelve (12) Challenged Ballots – Motion by Commissioner Pyles, seconded by Commissioner Wiley, and unanimously carried, to allow nine (9) ballots and to disallow three (3) ballots because one (1) voter voted in the wrong precinct and two (2) voters were not registered to vote.

Precinct Number 80 – Nine (9) Challenged Ballots – Motion by Commissioner Pyles, seconded by Commissioner Wiley, and unanimously carried, to allow two (2) ballots and to disallow seven (7) ballots because four (4) voters voted in the wrong precinct and three (3) voters were not registered to vote.

Precinct Number 81 – One (1) Challenged Ballot – Motion by Commissioner Pyles, seconded by Commissioner Bell, and unanimously carried, to disallow one (1) ballot because one (1) voter was not registered to vote.

Precinct Number 82 – One (1) Challenged Ballot – Motion by Commissioner Pyles, seconded by Commissioner Bell, and unanimously carried, to allow one (1) ballot.

Precinct Number 83A – Nine (9) Challenged Ballots – Motion by Commissioner Pyles, seconded by Commissioner Bell, and unanimously carried, to allow seven (7) ballots and to disallow two (2) ballots because two (2) voters were not registered to vote.

Precinct Number 83B – Thirteen (13) Challenged Ballots – Motion by Commissioner Pyles, seconded by Commissioner Bell, and unanimously carried, to allow nine (9) ballots and to disallow four (4) ballots because four (4) voters were not registered to vote.

Precinct Number 84 – Eleven (11) Challenged Ballots – Motion by Commissioner Pyles, seconded by Commissioner Bell, and unanimously carried, to allow six (6) ballots and to disallow five (5) ballots because two (2) voters voted in the wrong precinct and three (3) voters were not registered to vote.

Precinct Number 85 – No Challenge Ballots.

Precinct Number 86 – Eleven (11) Challenged Ballots – Motion by Commissioner Pyles, seconded by Commissioner Bell, and unanimously carried, to allow six (6) ballots and to disallow five (5) ballots because one (1) voter voted in the wrong precinct and four (4) voters were not registered to vote.

Precinct Number 87A – Twenty (20) Challenged Ballots – Motion by Commissioner Pyles, seconded by Commissioner Bell, and unanimously carried, to allow five (5) ballots and to disallow fifteen (15) ballots because nine (9) voters voted in the wrong precinct; four (4) voters were not registered to vote; and, two (2) voters registered to vote after the cut-off date.

Precinct Number 87B – Twenty-One (21) Challenged Ballots – Motion by Commissioner Pyles, seconded by Commissioner Bell, and unanimously carried, to allow ten (10) ballots and to disallow eleven (11) ballots because three (3) voters voted in the wrong precinct; six (6) voters were not registered to vote; two (2) voters registered to vote after the cut-off date; and, one (1) empty challenge ballot envelope (not counted in the above amount of Challenge Ballots).

Precinct Number 88 – Nineteen (19) Challenged Ballots – Motion by Commissioner Pyles, seconded by Commissioner Bell, and unanimously carried, to allow ten (10) ballots and to disallow nine (9) ballots because five (5) voters voted in the wrong precinct; three (3) voters were not registered to vote; and, one (1) voter registered to vote after the cut-off date.

Precinct Number 90 – Four (4) Challenged Ballots – Motion by Commissioner Pyles, seconded by Commissioner Bell, and unanimously carried, to allow two (2) ballots and to disallow two (2) ballots because one (1) voter voted in the wrong precinct and one (1) voter was not registered to vote.

Precinct Number 91 – Six (6) Challenged Ballots – Motion by Commissioner Pyles, seconded by Commissioner Bell, and unanimously carried, to allow five (5) ballots and to disallow one (1) ballot because one (1) voter was not registered to vote.

Precinct Number 92 – Four (4) Challenged Ballots – Motion by Commissioner Pyles, seconded by Commissioner Bell, and unanimously carried, to allow one (1)

ballot and to disallow three (3) ballots because one (1) voter voted in the wrong precinct and two (2) voters were not registered to vote.

Challenge Ballots from the Circuit Clerk's Office – Sixty-Four (64) Challenge Ballots – Motion by Commissioner Pyles, seconded by Commissioner Bell, and unanimously carried, to allow fifty-five (55) and to disallow nine (9).

Let the record show that Tally Clerk Charles H. Bowers and Carlene Hagar, both left at 10:22 A.M. after finishing the hand tallying of Precinct 62A.

Let the record show that the results of the hand tally of Precinct 62A – Browns Halleck Community Building, compared to the scanner results was within the one (1%) percent as per West Virginia Code.

The Board of Canvassers unanimously agreed to recess for lunch at 12:07 P.M. to reconvene at 1:10 P.M.

The Board of Canvassers reconvened at 1:10 P.M. on Friday, November 17, 2000.

Let the record show that Precinct 48 dropped one (1) challenge ballot into the ballot box and it was counted on election night.

Let the record show at 3:20 P.M. on Friday, November 17, 2000 the allowed Challenge Ballots, a total of 492, was tallied by the scanner. The tallying was completed at 4:27 P.M.

At 5:00 P.M. on Friday, November 17, 2000, the Board of Canvassers unanimously agreed to declare the final results, with the Challenge Ballots allowed included, of the November 7, 2000 General Election, as follows: Challenge Ballots Received nine hundred forty-two (942), out of the nine hundred forty-two (942) Challenge Ballots received, four hundred ninety-two (492) were counted.

The Board of Canvassers unanimously agreed to recess at 5:10 P.M. after the final results were declared and to reconvene on Tuesday, November 21, 2000 at 2:30 P.M. to seal and sign the ballot envelopes and to certify the election results at 5:00 P.M. on Tuesday, November 21, 2000.

\* \* \* \* \*

## **GENERAL ELECTION – NOVEMBER 7, 2000**

### **MEETINGS OF THE BOARD OF CANVASSERS**

**TUESDAY, NOVEMBER 21, 2000**

**PRESENT: MONONGALIA COUNTY COMMISSION PRESIDENT –**

John W. Pyles

**MONONGALIA COUNTY COMMISSION MEMBERS –** Robert Bell  
and Betty L. Wiley

**MONONGALIA COUNTY CLERK –** Michael A. Oliverio

**DEPUTY CLERKS FROM THE COUNTY CLERK'S OFFICE –** Betty  
Tennant, April Davies, Renetta McClure, Tonya Rowan and Janet Lowe

**MAINTENANCE –** Richard Beers

The Board of Canvassers reconvened at 2:30 o'clock P.M. on Tuesday, November 21, 2000, in Room Number 103, Voters Registration, of the Monongalia County Courthouse and unlocked the vault to complete the signing of the sealed Ballot Envelopes.

At 2:30 P.M. the Board of Canvassers unanimously agreed to sign the envelope for each precinct with the ballots inside.

At 2:50 P.M. the Board of Canvassers completed the signing of the Ballot Envelopes of the November 7, 2000 General Election.

The Board of Canvassers unanimously agreed to recess at 2:50 P.M. and to reconvene at 5:00 P.M. to certify the results of the November 7, 2000 General Election.

\*\*\*\*\*

**GENERAL ELECTION – NOVEMBER 7, 2000**  
**MEETINGS OF THE BOARD OF CANVASSERS**  
**TUESDAY, NOVEMBER 21, 2000**

**PRESENT: MONONGALIA COUNTY COMMISSION PRESIDENT –**  
John W. Pyles  
**MONONGALIA COUNTY COMMISSION MEMBERS –** Robert Bell  
and Betty L. Wiley  
**MONONGALIA COUNTY CLERK –** Michael A. Oliverio  
**DEPUTY CLERKS FROM THE COUNTY CLERK'S OFFICE –** Betty  
Tennant and Janet Lowe  
**COUNTY COMMISSION ADMINISTRATOR –** Diane DeMedici  
**DOMINION POST REPRESENTATIVE –** Evelyn Ryan  
**WAJR REPRESENTATIVE –** Kay Murray

The Board of Canvassers reconvened at 5:00 o'clock P.M. on Tuesday, November 21, 2000, in the Monongalia County Commission Meeting Room, of the Monongalia County Courthouse to officially certify the results of the November 7, 2000 General Election.

The Board of Canvassers unanimously agreed to officially certify the results of the November 7, 2000 General Election at 5:02 P.M. on Tuesday, November 21, 2000. The final certified results were as follows:

**NOVEMBER 7, 2000 GENERAL ELECTION  
OFFICIALLY DECLARED RESULTS**

**STRAIGHT PARTY**

<b>DEMOCRAT PARTY - D</b>	3,800
<b>REPUBLICAN PARTY - R</b>	1,641
<b>LIBERTARIAN PARTY - L</b>	73
<b>NATURAL LAW PARTY - NL</b>	14
<b>MOUNTAIN PARTY - M</b>	13
<b>REFORM PARTY - RFM</b>	9
<b>GREEN PARTY - G</b>	67

**FOR THE OFFICE OF PRESIDENT OF THE UNITED STATES**

<b>AL GORE / LIEBERMAN</b> (Democrat) received Twelve Thousand Six Hundred Three	12,603
---	--------

<b>BUSH / CHENEY</b> (Republican) received Thirteen Thousand Five Hundred Ninety-Five	13,595
--	--------

<b>BROWNE / OLIVIER</b> (Libertarian) received One Hundred Twenty-Two	122
--	-----

<b>HAGELIN / GOLDHABER</b> (Natural Law) received Thirteen	13
---	----

<b>BUCHANAN / FOSTER</b> (Reform) received Eighty-Nine	89
---	----

<b>NADER / LADUKE</b> (Green) received Nine Hundred Forty-Two	942
--	-----

**FOR THE OFFICE OF U.S. SENATOR**

<b>ROBERT C. BYRD</b> (Democrat) received Twenty-One Thousand Three Hundred Twenty-One	21,321
---	--------

<b>DAVID T. GALLAHER</b> (Republican) received Four Thousand Three Hundred Sixty	4,360
---	-------

<b>JOE WHELAN</b> (Libertarian) received Nine Hundred Thirty-Eight	938
---	-----

**FOR THE OFFICE OF U.S. HOUSE OF REPRESENTATIVES  
FIRST CONGRESSIONAL DISTRICT**

<b>ALAN B. MOLLOHAN</b> (Democrat) received Eighteen Thousand Three Hundred Twenty-One	18,321
---	--------



<b>RICHARD KERR</b> (Libertarian) received Six Thousand Five Hundred Thirty-Two	6,532
--	-------

**FOR THE OFFICE OF GOVERNOR**

<b>BOB WISE</b> (Democrat) received Thirteen Thousand Eighty-Nine	13,089
--	--------

<b>CECIL H. UNDERWOOD</b> (Republican) received Twelve Thousand Six Hundred Seventy-Three	12,673
--	--------

<b>BOB MYERS</b> (Libertarian) received Four Hundred Eighty-Three	483
--	-----

<b>RANDALL B. ASHELMAN</b> (Natural Law) received Fifty-Six	56
--	----

<b>DENISE GIARDINA</b> (Mountain) received Nine Hundred Sixteen	916
--	-----

**FOR THE OFFICE OF SECRETARY OF STATE**

<b>JOE MANCHIN</b> (Democrat) received Twenty Thousand Two Hundred Seventy-Two	20,272
---	--------

<b>POOCHIE MYERS</b> (Libertarian) received Three Thousand Five Hundred Fifty-Five	3,555
---	-------

**FOR THE OFFICE OF AUDITOR**

<b>GLEN B. GAINER III</b> (Democrat) received Twenty Thousand Nine Hundred Seventy-Eight	20,978
---	--------

**FOR THE OFFICE OF TREASURER**

<b>JOHN D. PERDUE</b> (Democrat) received Twenty Thousand One Hundred Forty-Eight	20,148
--	--------

**FOR THE OFFICE OF COMMISSIONER OF AGRICULTURE**

<b>GUS R. DOUGLASS</b> (Democrat) received Twenty Thousand Five Hundred Eighty-Five	20,585
--	--------

**FOR THE OFFICE OF ATTORNEY GENERAL**

<b>DARRELL MCGRAW</b> (Democrat) received Nineteen Thousand Nine Hundred Thirty-Four	19,934
---	--------

**FOR THE OFFICE OF SUPREME COURT APPEALS JUSTICE**

<b>JOE ALBRIGHT</b> (Democrat) received Fifteen Thousand Eight Hundred Thirty-Two	15,832
--	--------

<b>ROBIN JEAN DAVIS</b> (Democrat) received Twelve Thousand Three Hundred Eighty-Six	12,386
---	--------

<b>JOHN YODER</b> (Republican) received Nine Thousand Seven Hundred Ninety-Eight	9,798
---	-------

**FOR THE OFFICE OF STATE SENATOR  
THIRTEENTH CONGRESSIONAL DISTRICT**

<b>ROMAN W. PREZIOSO, JR.</b> (Democrat) received Fourteen Thousand Three Hundred Four	14,304
---	--------

**FOR THE OFFICE OF STATE SENATOR  
FOURTEENTH CONGRESSIONAL DISTRICT**

<b>JON BLAIR HUNTER</b> (Democrat) received Four Thousand Seven Hundred Forty-Two	4,742
--	-------

<b>ROBERT D. (BOB) HARMAN</b> (Republican) received Two Thousand One Hundred Fifty-Four	2,154
--	-------

<b>JOHN R. (RICKI) BARTLETT</b> (Libertarian) received Three Hundred Thirty	330
--	-----

**FOR THE OFFICE OF HOUSE OF DELEGATES  
FORTY-SECOND CONGRESSIONAL DISTRICT**

<b>TOM COLEMAN</b> (Democrat) received Two Hundred Seventy-One	271
---	-----

<b>JAMES L. (JIM) MORGAN</b> (Republican) received Two Hundred Sixty	260
---	-----

**FOR THE OFFICE OF HOUSE OF DELEGATES  
FORTY-FORTH CONGRESSIONAL DISTRICT**

<b>ROBERT D. (BOB) BEACH</b> (Democrat) received Thirteen Thousand Eight Hundred Eighty-Six	13,886
--	--------

<b>BARBARA EVANS FLEISCHAUER</b> (Democrat) received Thirteen Thousand Two Hundred Twenty	13,220
--	--------

<b>CHARLENE MARSHALL</b> (Democrat) received Fourteen Thousand Eight Hundred Fourteen	14,814
--	--------

<b>NANCY HOUSTON</b> (Democrat) received Twelve Thousand One Hundred Eighty-Seven	12,187
--	--------

<b>SHEIRL FLETCHER</b> (Republican) received Thirteen Thousand Nine Hundred Seventy-Nine	13,979
---	--------

<b>CINDY FRICH</b> (Republican) received Eleven Thousand Six Hundred Fifteen	11,615
---	--------



<b>BOB JONES</b> (Libertarian) received Three Thousand Three Hundred Twenty-Nine	3,329
---	-------

**FOR THE OFFICE OF JUDICIAL CIRCUIT JUDGE  
SEVENTEENTH CONGRESSIONAL DISTRICT DIVISION 1**

<b>ROBERT B. STONE</b> (Republican) received Twenty Thousand Four	20,004
--	--------

**FOR THE OFFICE OF JUDICIAL CIRCUIT JUDGE  
SEVENTEENTH CONGRESSIONAL DISTRICT DIVISION 2**

<b>RUSSELL M. CLAWGES, JR.</b> (Democrat) received Twenty Thousand Six Hundred Forty-Five	20,645
--	--------

**FOR THE OFFICE OF COUNTY COMMISSIONER**

<b>ASEL KENNEDY</b> (Democrat) received Seventeen Thousand Five Hundred Seventy-Three	17,573
--	--------

<b>PAUL N. KAPNICKY</b> (Republican) received Eight Thousand One Hundred Twenty-One	8,121
--	-------

**FOR THE OFFICE OF PROSECUTING ATTORNEY**

<b>MARCIA L. ASHDOWN</b> (Democrat) received Nineteen Thousand Nine Hundred Sixty-Four	19,964
---	--------

**FOR THE OFFICE OF SHERIFF**

<b>JOSEPH (JOE) BARTOLO</b> (Democrat) received Twenty Thousand Three Hundred Eighty-Two	20,382
---	--------

**FOR THE OFFICE OF ASSESSOR**

<b>RODNEY A. PYLES</b> (Democrat) received Nineteen Thousand Seven Hundred Seventy-Eight	19,778
---	--------

**FOR THE OFFICE OF MAGISTRATE**

<b>ALAN WHEELER</b> (Democrat) received Fifteen Thousand Eighty-Two	15,082
--	--------

<b>ALAN K. LINDAMOOD</b> (Democrat) received Fifteen Thousand Five Hundred Eighty-Four	15,584
---	--------

<b>HERSHEL R. MULLINS</b> (Democrat) received Fourteen Thousand Eight Hundred Fifty-Three	14,853
--	--------

<b>DARRIS SUMMERS</b> (Democrat) received Thirteen Thousand Forty-Three	13,043
--	--------

<b>MIKE ROBERTS</b> (Republican) received Fifteen Thousand Six Hundred Nine	15,609
--	--------

**FOR THE OFFICE OF SURVEYOR**

<b>JOHN W. HORNE, SR.</b> (Democrat) received Nineteen Thousand Four Hundred Eleven	19,411
--	--------

**CONSTITUTIONAL AMENDMENT NO. 1**

<b>FOR THE AMENDMENT</b>	17,077
<b>AGAINST THE AMENDMENT</b>	4,534

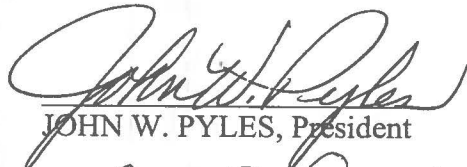
<b>TOTAL NUMBER VOTING</b>	<b>27,622</b>
----------------------------	---------------

<b>VOTING PERCENTAGE</b>	<b>62.46%</b>
--------------------------	---------------

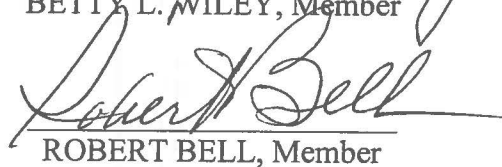
<b>TOTAL REGISTERED VOTERS</b>	<b>44,224</b>
--------------------------------	---------------

The Monongalia County Commission complimented Michael A. Oliverio, Monongalia County Clerk, Betty Tennant and staff on a job well done. Commissioner Robert Bell said in the mistakes found the majority was caused by voter error and the scanners were close to perfect. Commissioner Bell recommended sending voting pencils with the absentee ballots to lessen the use of pens on the ballots.

The Board of Canvassers unanimously agreed to adjourn Sine Die at 5:14 o'clock P.M.

  
JOHN W. PYLES, President

  
BETTY L. WILEY, Member

  
ROBERT BELL, Member

404

Total Number Voting  
27,622

Percent Turnout  
62.46%

Precincts Reporting  
91

Total Precincts  
91

Percent Completed  
100.00 %

Precinct Totals by Race Report  
11/07/2000

All Total Groups  
Monongalia

OFFICIAL RESULTS

Race	Precinct	Votes by Candidate	DEMOCRATIC PARTY -D	GREEN PARTY -G	LIBERTARIAN PARTY -L	MOUNTAIN PARTY -M	NATURAL LAW PARTY -NL
STRAIGHT PARTY							
	001 PRECINCT 1	66		1	0	0	0
	002 PRECINCT 2	51		0	2	0	0
	003 PRECINCT 3	23		1	0	0	0
	004 PRECINCT 4	53		0	1	0	0
	005 PRECINCT 5	48		1	3	2	0
	006 PRECINCT 6	19		2	1	0	0
	007 PRECINCT 7	31		0	0	1	0
	008 PRECINCT 8	44		2	1	1	0
	009 PRECINCT 9	49		1	1	0	1
	010 PRECINCT 10	18		3	0	0	0
	011 PRECINCT 12	23		1	1	0	0
	012 PRECINCT 13	40		0	0	0	0
	013 PRECINCT 14	37		1	0	0	0
	014 PRECINCT 15	65		1	0	1	0
	015 PRECINCT 16	43		1	0	0	0
	016 PRECINCT 17	32		3	1	1	0
	017 PRECINCT 18	32		3	1	0	0
	018 PRECINCT 20	25		0	1	1	0
	019 PRECINCT 21	26		0	2	0	0

REFORM PARTY -RFM	REPUBLICAN PARTY -R	Total
0	33	100
0	18	71
0	12	36
0	24	78
0	10	64
0	10	32
0	10	42
1	12	61
0	18	70
0	6	27
0	9	34
0	20	60
0	12	50
0	14	81
0	11	55
0	20	57
0	11	47
0	12	39
0	13	41

OFFICIAL RESULTS

Race STRAIGHT PARTY Precinct	Votes by Candidate				
	DEMOCRATIC PARTY -D	GREEN PARTY -G	LIBERTARIAN PARTY -L	MOUNTAIN PARTY -M	NATURAL LAW PARTY -NL
020 PRECINCT 22	18	1	0	0	0
021 PRECINCT 23	47	0	0	0	0
022 PRECINCT 24	39	1	0	0	0
023 PRECINCT 25	67	0	0	0	0
024 PRECINCT 26	23	0	0	0	0
025 PRECINCT 27	22	0	0	0	0
026 PRECINCT 28	23	0	1	0	0
027 PRECINCT 29	49	4	1	0	0
028 PRECINCT 30	28	1	1	0	0
029 PRECINCT 31	74	1	0	1	0
030 PRECINCT 32	51	0	1	0	0
031 PRECINCT 33	63	0	5	0	1
032 PRECINCT 34	53	2	2	1	0
033 PRECINCT 35	41	2	0	0	0
034 PRECINCT 36	19	1	0	0	0
035 PRECINCT 37	47	0	2	0	1
036 PRECINCT 38A	56	3	1	0	0
037 PRECINCT 38B	62	0	1	0	0
038 PRECINCT 39	62	3	0	0	0
039 PRECINCT 40	24	0	2	0	0

REFORM PARTY -RFM	REPUBLICAN PARTY -R	Total
0	5	24
0	23	70
0	22	62
0	19	86
1	12	36
0	15	37
0	14	38
0	14	68
0	5	35
0	13	89
0	16	68
1	22	92
0	28	86
0	26	69
0	24	44
0	40	90
0	23	83
0	21	84
0	39	104
0	10	36

408

Precinct Totals by Race Report  
11/07/2000All Total Groups  
Monongalia

Page: 3 of 113

GENERAL ELECTION  
11/20/2000 11:06:29AM

## OFFICIAL RESULTS

Race STRAIGHT PARTY		Votes by Candidate				
Precinct		DEMOCRATIC PARTY -D	GREEN PARTY -G	LIBERTARIAN PARTY -L	MOUNTAIN PARTY -M	NATURAL LAW PARTY -NL
040 PRECINCT 41		21	0	0	0	0
041 PRECINCT 42		47	0	2	0	0
042 PRECINCT 44		82	0	2	0	1
043 PRECINCT 46		56	0	1	0	0
044 PRECINCT 47		65	0	0	1	0
045 PRECINCT 48		50	1	0	0	0
046 PRECINCT 49		15	0	0	0	0
047 PRECINCT 51		29	1	0	0	0
048 PRECINCT 52		37	0	2	0	0
049 PRECINCT 53		43	0	0	0	2
050 PRECINCT 54		45	2	1	0	0
051 PRECINCT 55		33	1	0	0	1
052 PRECINCT 56		8	0	0	0	0
053 PRECINCT 58		10	0	1	0	0
054 PRECINCT 59		71	0	0	0	2
055 PRECINCT 60		29	0	1	0	0
056 PRECINCT 61A		38	1	0	0	0
057 PRECINCT 61B		48	0	1	1	0
058 PRECINCT 62A		45	1	1	0	1
059 PRECINCT 62B		36	0	2	0	0

REFORM PARTY -RFM	REPUBLICAN PARTY -R	Total
0	10	31
0	17	66
0	23	108
0	14	71
1	3	70
0	7	58
0	0	15
0	6	36
1	13	53
0	18	63
0	20	68
1	17	53
0	4	12
0	5	16
0	26	99
0	24	54
0	28	67
0	18	68
0	40	88
0	17	55



410

Precinct Totals by Race Report  
11/07/2000

All Total Groups  
Monongalia

OFFICIAL RESULTS

Race STRAIGHT PARTY Precinct	Votes by Candidate					
	DEMOCRATIC PARTY -D	GREEN PARTY -G	LIBERTARIAN PARTY -L	MOUNTAIN PARTY -M	NATURAL LAW PARTY -NL	
060 PRECINCT 63	31	0	2	0	0	0
061 PRECINCT 64	58	0	1	0	0	0
062 PRECINCT 67	101	0	1	1	0	0
063 PRECINCT 68	45	0	2	0	0	0
064 PRECINCT 69	85	0	1	0	0	0
065 PRECINCT 70	36	2	1	0	0	0
066 PRECINCT 71	50	0	0	0	0	0
067 PRECINCT 72	35	0	1	0	0	0
068 PRECINCT 73	49	1	3	0	1	1
069 PRECINCT 74	56	0	1	0	0	0
070 PRECINCT 75	31	2	1	0	0	0
071 PRECINCT 76	26	1	0	0	0	0
072 PRECINCT 77A	47	0	3	1	0	0
073 PRECINCT 77B	49	2	2	0	0	0
074 PRECINCT 78A	37	0	0	0	0	0
075 PRECINCT 78B	21	0	0	0	0	0
076 PRECINCT 79A	46	1	0	0	0	0
077 PRECINCT 79B	37	2	0	0	0	0
078 PRECINCT 80	46	0	0	0	0	0
079 PRECINCT 81	45	3	2	0	0	0

REFORM PARTY -RFM	REPUBLICAN PARTY -R	Total
0	15	48
0	14	73
1	11	115
0	27	74
0	23	109
0	11	50
0	16	66
0	3	39
0	15	69
0	13	70
0	14	48
0	1	28
0	37	88
1	43	97
0	24	61
0	18	39
0	42	89
0	47	86
0	25	71
1	28	79

## Precinct Totals by Race Report

11/07/2000

All Total Groups  
Monongalia

## OFFICIAL RESULTS

Race STRAIGHT PARTY Precinct	Votes by Candidate				
	DEMOCRATIC PARTY -D	GREEN PARTY -G	LIBERTARIAN PARTY -L	MOUNTAIN PARTY -M	NATURAL LAW PARTY -NL
080 PRECINCT 82	37	0	0	0	0
081 PRECINCT 83A	37	0	1	0	1
082 PRECINCT 83B	59	0	0	0	0
083 PRECINCT 84	33	0	0	0	0
084 PRECINCT 85	17	0	0	0	0
085 PRECINCT 86	67	0	0	0	0
086 PRECINCT 87A	30	2	1	0	0
087 PRECINCT 87B	21	2	0	0	2
088 PRECINCT 88	48	1	1	0	0
089 PRECINCT 90	18	0	1	0	0
090 PRECINCT 91	39	1	2	0	0
091 PRECINCT 92	62	0	0	0	0
Absentee	0	0	0	0	0
Total	3,800	67	73	13	14

REFORM PARTY -RFM	REPUBLICAN PARTY -R	Total
0	15	52
0	30	69
0	23	82
0	20	53
0	8	25
0	28	95
0	16	49
0	16	41
0	29	79
0	13	32
0	25	67
0	15	77
0	0	0
9	1,641	5,617

Precinct Totals by Race Report  
11/07/2000GENERAL ELECTION  
11/20/2000 11:06:29AM

Page: 6 of 113

All Total Groups  
Monongalia

## OFFICIAL RESULTS

Race PRESIDENT	Votes by Candidate					
	Precinct	BROWNE/OLIVIER -L	BUCHANAN/FOSTER -RFM	BUSH/CHENEY -R	GORE/LIEBERMAN -D	HAGELIN/GOLDHABER -NL
001 PRECINCT 1		0	3	244	264	0
002 PRECINCT 2		2	1	201	253	0
003 PRECINCT 3		3	1	125	158	0
004 PRECINCT 4		3	0	195	276	0
005 PRECINCT 5		3	0	128	209	1
006 PRECINCT 6		0	0	52	85	0
007 PRECINCT 7		0	0	46	87	1
008 PRECINCT 8		1	0	128	208	0
009 PRECINCT 9		2	1	113	152	0
010 PRECINCT 10		1	0	25	63	0
011 PRECINCT 12		2	0	63	75	0
012 PRECINCT 13		1	0	84	112	0
013 PRECINCT 14		3	0	67	119	0
014 PRECINCT 15		3	0	151	205	1
015 PRECINCT 16		0	0	137	161	0
016 PRECINCT 17		0	0	126	142	0
017 PRECINCT 18		4	0	48	98	0
018 PRECINCT 20		2	0	67	78	0
019 PRECINCT 21		2	2	117	81	0
020 PRECINCT 22		1	0	47	45	0

NADER/LADUKE-G

Total

15	526
16	473
18	305
23	497
23	364
12	149
9	143
20	357
15	283
8	97
11	151
14	211
11	200
18	378
19	317
18	286
28	178
9	156
9	211
12	105

## Precinct Totals by Race Report

All Total Groups  
MonongaliaGENERAL ELECTION  
11/20/2000 11:06:29AM

Page: 7 of 113

## OFFICIAL RESULTS

Race  
PRESIDENTPrecinctVotes by Candidate

	BROWNE/OLIVIER -L	BUCHANAN/FOSTER -RFM	BUSH/CHENEY -R	GORE/LIEBERMAN -D	HAGELIN/GOLDHABER -NL
021 PRECINCT 23	3	2	202	180	0
022 PRECINCT 24	2	1	219	186	0
023 PRECINCT 25	1	2	156	205	0
024 PRECINCT 26	0	1	126	93	0
025 PRECINCT 27	1	0	152	135	0
026 PRECINCT 28	2	1	156	123	0
027 PRECINCT 29	0	0	115	124	0
028 PRECINCT 30	0	1	65	90	1
029 PRECINCT 31	4	2	131	202	0
030 PRECINCT 32	4	0	136	108	0
031 PRECINCT 33	4	1	228	202	1
032 PRECINCT 34	4	2	194	158	0
033 PRECINCT 35	0	0	139	127	0
034 PRECINCT 36	1	0	126	84	0
035 PRECINCT 37	1	0	208	123	0
036 PRECINCT 38A	1	1	306	187	0
037 PRECINCT 38B	0	1	223	201	0
038 PRECINCT 39	0	0	265	202	0
039 PRECINCT 40	0	2	78	62	1
040 PRECINCT 41	0	0	94	45	1

NADER/LADUKE -G		Total
6	393	
17	425	
5	369	
8	228	
9	297	
9	291	
6	245	
7	164	
13	352	
6	254	
6	442	
12	370	
12	278	
10	221	
14	346	
17	512	
3	428	
8	475	
3	146	
3	143	



Precinct Totals by Race Report  
11/07/2000All Total Groups  
MonongaliaGENERAL ELECTION  
11/20/2000 11:06:29AM

Page: 8 of 113

## OFFICIAL RESULTS

<u>Race</u> <b>PRESIDENT</b>	<u>Votes by Candidate</u>					
	<u>Precinct</u>	BROWNIE/OLIVIER -L	BUCHANAN/FOSTER -RFM	BUSH/CHENEY -R	GORE/LIEBERMAN -D	HAGELIN/GOLDHABER -NL
041 PRECINCT 42		0	5	119	104	0
042 PRECINCT 44		1	1	225	216	0
043 PRECINCT 46		1	2	98	130	0
044 PRECINCT 47		0	3	87	157	0
045 PRECINCT 48		1	2	38	115	0
046 PRECINCT 49		0	0	40	42	0
047 PRECINCT 51		1	2	74	76	0
048 PRECINCT 52		0	3	101	89	0
049 PRECINCT 53		1	1	151	88	0
050 PRECINCT 54		3	3	166	116	1
051 PRECINCT 55		1	1	118	89	0
052 PRECINCT 56		0	1	29	31	0
053 PRECINCT 58		1	0	46	32	0
054 PRECINCT 59		1	1	285	201	0
055 PRECINCT 60		0	3	144	123	1
056 PRECINCT 61A		1	1	234	181	0
057 PRECINCT 61B		1	0	192	167	0
058 PRECINCT 62A		3	1	180	136	0
059 PRECINCT 62B		2	1	159	119	0
060 PRECINCT 63		3	2	123	68	0

NADER/LADUKE -G	Total
4	232
8	451
6	237
4	251
0	156
3	85
5	158
8	201
4	245
7	296
7	216
1	62
3	82
16	504
7	278
17	434
13	373
9	329
4	285
2	198

Precinct Totals by Race Report  
11/07/2000

All Total Groups  
Monongalia

OFFICIAL RESULTS

Race PRESIDENT Precinct	Votes by Candidate				
	BROWNE/OLIVIER -L	BUCHANAN/FOSTER -RFM	BUSH/CHENEY -R	GORE/LIEBERMAN -D	HAGELIN/GOLDHABER -NL
061 PRECINCT 64	2	0	101	110	0
062 PRECINCT 67	1	1	162	196	0
063 PRECINCT 68	2	1	256	149	0
064 PRECINCT 69	1	1	169	183	0
065 PRECINCT 70	0	0	129	166	0
066 PRECINCT 71	1	1	155	164	0
067 PRECINCT 72	2	1	72	125	0
068 PRECINCT 73	1	1	162	192	0
069 PRECINCT 74	2	1	98	159	0
070 PRECINCT 75	0	1	109	99	0
071 PRECINCT 76	1	2	40	69	0
072 PRECINCT 77A	0	3	298	198	0
073 PRECINCT 77B	2	3	296	170	0
074 PRECINCT 78A	3	0	230	145	1
075 PRECINCT 78B	1	0	170	93	0
076 PRECINCT 79A	0	2	275	165	0
077 PRECINCT 79B	0	2	366	191	0
078 PRECINCT 80	0	1	218	134	0
079 PRECINCT 81	6	3	170	166	0
080 PRECINCT 82	0	0	148	108	0

NADER/LADUKE -G

Total

2	215
8	368
15	423
10	364
17	312
19	340
5	205
14	370
5	265
10	219
8	120
10	509
16	487
14	393
3	267
13	455
14	573
9	362
20	365
9	265

Precinct Totals by Race Report  
11/07/2000

All Total Groups  
Monongalia

OFFICIAL RESULTS

Race Precinct	Votes by Candidate				
	BROWNE/OLIVIER -L	BUCHANAN/FOSTER -RFM	BUSH/CHENEY -R	GORE/LIEBERMAN -D	HAGELIN/GOLDHABER -NL
081 PRECINCT 83A	0	0	193	137	0
082 PRECINCT 83B	0	0	175	140	0
083 PRECINCT 84	2	0	197	141	0
084 PRECINCT 85	0	1	73	47	1
085 PRECINCT 86	0	1	246	269	0
086 PRECINCT 87A	0	0	151	102	0
087 PRECINCT 87B	0	1	140	119	0
088 PRECINCT 88	2	2	213	185	2
089 PRECINCT 90	3	0	132	123	0
090 PRECINCT 91	7	2	219	175	0
091 PRECINCT 92	1	0	140	195	0
Absentee	0	0	0	0	0
Total	122	89	13,595	12,603	13

NADEK/LADUKE -G	Total
10	340
6	321
9	349
5	127
16	532
15	268
6	266
19	423
0	258
13	416
12	348
0	0
942	27,364

Precinct Totals by Race Report  
11/07/2000All Total Groups  
MonongaliaGENERAL ELECTION  
11/20/2000 11:06:29AM Page: 11 of 113

## OFFICIAL RESULTS

Race	U.S. SENATOR	Votes by Candidate			Total
	Precinct	DAVID T. GALLAHER -R	JOE WHELAN -L	ROBERT C. BYRD -D	
	001 PRECINCT 1	78	14	420	512
	002 PRECINCT 2	76	20	361	457
	003 PRECINCT 3	47	7	237	291
	004 PRECINCT 4	60	11	409	480
	005 PRECINCT 5	42	22	285	349
	006 PRECINCT 6	19	13	110	142
	007 PRECINCT 7	20	7	110	137
	008 PRECINCT 8	46	16	282	344
	009 PRECINCT 9	34	17	228	279
	010 PRECINCT 10	11	8	73	92
	011 PRECINCT 12	14	3	126	143
	012 PRECINCT 13	29	15	161	205
	013 PRECINCT 14	29	12	155	196
	014 PRECINCT 15	54	14	300	368
	015 PRECINCT 16	51	12	241	304
	016 PRECINCT 17	47	13	217	277
	017 PRECINCT 18	14	17	134	165
	018 PRECINCT 20	16	3	134	153
	019 PRECINCT 21	31	9	161	201
	020 PRECINCT 22	17	7	79	103

425

GENERAL ELECTION  
11/20/2000 11:06:29AM

Page: 12 of 113

Precinct Totals by Race Report  
11/07/2000  
OFFICIAL RESULTS

All Total Groups  
Monongalia

<u>Race</u> U.S. SENATOR				
<u>Precinct</u>	<u>Votes by Candidate</u>			
	DAVID T. GALLAHER -R	JOE WHELAN -L	ROBERT C. BYRD -D	Total
021 PRECINCT 23	66	11	312	389
022 PRECINCT 24	68	21	325	414
023 PRECINCT 25	40	7	317	364
024 PRECINCT 26	28	3	187	218
025 PRECINCT 27	50	15	226	291
026 PRECINCT 28	51	9	220	280
027 PRECINCT 29	22	5	209	236
028 PRECINCT 30	22	5	125	152
029 PRECINCT 31	36	17	291	344
030 PRECINCT 32	39	5	204	248
031 PRECINCT 33	80	11	345	436
032 PRECINCT 34	75	20	272	367
033 PRECINCT 35	58	6	203	267
034 PRECINCT 36	55	6	160	221
035 PRECINCT 37	75	20	248	343
036 PRECINCT 38A	108	16	364	488
037 PRECINCT 38B	78	13	329	420
038 PRECINCT 39	75	9	369	453
039 PRECINCT 40	21	1	123	145
040 PRECINCT 41	23	4	118	145



426

Precinct Totals by Race Report  
11/07/2000All Total Groups  
MonongaliaGENERAL ELECTION  
11/20/2000 11:06:29AM

Page: 13 of 113

## OFFICIAL RESULTS

<u>Race</u>		<u>Votes by Candidate</u>			<u>Total</u>
<u>U.S. SENATOR</u>	<u>Precinct</u>	DAVID T. GALLAHER -R	JOE WHELAN -L	ROBERT C. BYRD -D	
	041 PRECINCT 42	38	2	189	229
	042 PRECINCT 44	60	10	372	442
	043 PRECINCT 46	33	6	193	232
	044 PRECINCT 47	29	4	213	246
	045 PRECINCT 48	9	8	137	154
	046 PRECINCT 49	7	4	72	83
	047 PRECINCT 51	12	6	136	154
	048 PRECINCT 52	28	6	162	196
	049 PRECINCT 53	35	8	195	238
	050 PRECINCT 54	58	13	225	296
	051 PRECINCT 55	49	11	151	211
	052 PRECINCT 56	4	1	53	58
	053 PRECINCT 58	16	2	60	78
	054 PRECINCT 59	97	16	383	496
	055 PRECINCT 60	43	11	219	273
	056 PRECINCT 61A	74	23	326	423
	057 PRECINCT 61B	66	15	284	365
	058 PRECINCT 62A	70	12	238	320
	059 PRECINCT 62B	52	11	211	274
	060 PRECINCT 63	27	1	166	194

Precinct Totals by Race Report

11/07/2000

427

OFFICIAL RESULTS

All Total Groups  
Monongalia

Race

U.S. SENATOR

Precinct

Votes by Candidate

DAVID T. GALLAHER -R

JOE WHELAN -L

ROBERT C. BYRD -D

Total

061 PRECINCT 64	29	8	176	213
062 PRECINCT 67	59	9	298	366
063 PRECINCT 68	91	11	316	418
064 PRECINCT 69	56	1	298	355
065 PRECINCT 70	38	15	251	304
066 PRECINCT 71	46	7	278	331
067 PRECINCT 72	22	6	171	199
068 PRECINCT 73	53	10	306	369
069 PRECINCT 74	29	8	217	254
070 PRECINCT 75	38	8	169	215
071 PRECINCT 76	13	4	101	118
072 PRECINCT 77A	92	11	396	499
073 PRECINCT 77B	111	12	346	469
074 PRECINCT 78A	64	19	299	382
075 PRECINCT 78B	50	8	200	258
076 PRECINCT 79A	101	11	322	434
077 PRECINCT 79B	111	11	432	554
078 PRECINCT 80	79	11	265	355
079 PRECINCT 81	67	14	274	355
080 PRECINCT 82	52	8	194	254

Precinct Totals by Race Report  
11/07/2000All Total Groups  
Monongalia

## OFFICIAL RESULTS

<u>Race</u>		<u>Votes by Candidate</u>			<u>Total</u>
<u>U.S. SENATOR</u>	<u>Precinct</u>	DAVID T. GALLAHER -R	JOE WHELAN -L	ROBERT C. BYRD -D	
	081 PRECINCT 83A	77	11	243	331
	082 PRECINCT 83B	34	8	269	311
	083 PRECINCT 84	63	10	264	337
	084 PRECINCT 85	21	4	96	121
	085 PRECINCT 86	70	19	430	519
	086 PRECINCT 87A	31	12	218	261
	087 PRECINCT 87B	38	9	206	253
	088 PRECINCT 88	61	14	336	411
	089 PRECINCT 90	36	12	198	246
	090 PRECINCT 91	66	23	313	402
	091 PRECINCT 92	50	10	284	344
	Absentee	0	0	0	0
	<b>Total</b>	<b>4,360</b>	<b>938</b>	<b>21,321</b>	<b>26,619</b>

429

Precinct Totals by Race Report  
11/07/2000  
OFFICIAL RESULTS

All Total Groups  
Monongalia

<u>Race</u> U.S. HOUSE OF REPRESENTATIVES DIST. 1			
<u>Precinct</u>	<u>Votes by Candidate</u> ALAN B. MOLLOHAN -D	RICHARD KERR -L	Total
001 PRECINCT 1	371	101	472
002 PRECINCT 2	300	122	422
003 PRECINCT 3	200	76	276
004 PRECINCT 4	348	102	450
005 PRECINCT 5	241	87	328
006 PRECINCT 6	86	42	128
007 PRECINCT 7	87	41	128
008 PRECINCT 8	245	88	333
009 PRECINCT 9	196	66	262
010 PRECINCT 10	58	32	90
011 PRECINCT 12	100	33	133
012 PRECINCT 13	128	54	182
013 PRECINCT 14	129	49	178
014 PRECINCT 15	268	80	348
015 PRECINCT 16	209	74	283
016 PRECINCT 17	185	74	259
017 PRECINCT 18	94	52	146
018 PRECINCT 20	94	48	142
019 PRECINCT 21	136	47	183
020 PRECINCT 22	75	22	97

Precinct Totals by Race Report  
11/07/2000All Total Groups  
Monongalia

## OFFICIAL RESULTS

## Race

## U.S. HOUSE OF REPRESENTATIVES DIST. 1

PrecinctVotes by Candidate

ALAN B. MOLLOHAN -D

RICHARD KERR -L

Total

021 PRECINCT 23	243	100	343
022 PRECINCT 24	271	118	389
023 PRECINCT 25	274	69	343
024 PRECINCT 26	131	71	202
025 PRECINCT 27	184	82	266
026 PRECINCT 28	184	81	265
027 PRECINCT 29	169	48	217
028 PRECINCT 30	128	27	155
029 PRECINCT 31	245	79	324
030 PRECINCT 32	179	54	233
031 PRECINCT 33	300	112	412
032 PRECINCT 34	246	94	340
033 PRECINCT 35	169	77	246
034 PRECINCT 36	130	54	184
035 PRECINCT 37	218	90	308
036 PRECINCT 38A	336	135	471
037 PRECINCT 38B	295	98	393
038 PRECINCT 39	314	103	417
039 PRECINCT 40	105	32	137
040 PRECINCT 41	109	27	136

Precinct Totals by Race Report  
11/07/2000  
OFFICIAL RESULTS

All Total Groups  
Monongalia

Race U.S. HOUSE OF REPRESENTATIVES DIST. 1		Votes by Candidate		
Precinct		ALAN B. MOLLOHAN -D	RICHARD KERR -L	Total
041 PRECINCT 42		172	42	214
042 PRECINCT 44		297	117	414
043 PRECINCT 46		163	51	214
044 PRECINCT 47		200	47	247
045 PRECINCT 48		120	27	147
046 PRECINCT 49		53	27	80
047 PRECINCT 51		116	35	151
048 PRECINCT 52		146	39	185
049 PRECINCT 53		179	48	227
050 PRECINCT 54		220	60	280
051 PRECINCT 55		143	50	193
052 PRECINCT 56		53	7	60
053 PRECINCT 58		52	20	72
054 PRECINCT 59		361	108	469
055 PRECINCT 60		185	65	250
056 PRECINCT 61A		282	106	388
057 PRECINCT 61B		249	102	351
058 PRECINCT 62A		222	69	291
059 PRECINCT 62B		196	72	268
060 PRECINCT 63		135	38	173

OFFICIAL RESULTS

Race

U.S. HOUSE OF REPRESENTATIVES DIST. 1

Precinct

Votes by Candidate

ALAN B. MOLLOHAN -D

RICHARD KERR -L

Total

061 PRECINCT 64	161	38	199
062 PRECINCT 67	264	86	350
063 PRECINCT 68	283	103	386
064 PRECINCT 69	273	64	337
065 PRECINCT 70	216	68	284
066 PRECINCT 71	219	89	308
067 PRECINCT 72	148	45	193
068 PRECINCT 73	270	69	339
069 PRECINCT 74	191	55	246
070 PRECINCT 75	151	44	195
071 PRECINCT 76	78	31	109
072 PRECINCT 77A	345	124	469
073 PRECINCT 77B	323	109	432
074 PRECINCT 78A	251	102	353
075 PRECINCT 78B	170	66	236
076 PRECINCT 79A	266	132	398
077 PRECINCT 79B	359	154	513
078 PRECINCT 80	248	82	330
079 PRECINCT 81	234	89	323
080 PRECINCT 82	177	61	238

433

GENERAL ELECTION  
11/20/2000 11:06:29AM

Page: 20 of 113

Precinct Totals by Race Report  
11/07/2000  
OFFICIAL RESULTS

All Total Groups  
Monongalia

Race

U.S. HOUSE OF REPRESENTATIVES DIST. 1

Precinct

Votes by Candidate

ALAN B. MOLLOHAN - D

RICHARD KERR - L

Total

081 PRECINCT 83A	221	86	307
082 PRECINCT 83B	229	63	292
083 PRECINCT 84	225	89	314
084 PRECINCT 85	92	27	119
085 PRECINCT 86	348	136	484
086 PRECINCT 87A	163	75	238
087 PRECINCT 87B	155	74	229
088 PRECINCT 88	280	102	382
089 PRECINCT 90	158	81	239
090 PRECINCT 91	262	131	393
091 PRECINCT 92	237	86	323
Absentee	0	0	0
Total	18,321	6,532	24,853



Precinct Totals by Race Report  
11/07/2000

All Total Groups  
Monongalia

OFFICIAL RESULTS

Race	Precinct	Votes by Candidate			
		BOB MYERS -L	BOB WISE -D	CECIL H. UNDERWOOD -R	DENISE GIARDINA -M RANDALL B. ASHELMAN -NL
	001 PRECINCT 1	4	252	241	23 2
	002 PRECINCT 2	13	246	186	27 0
	003 PRECINCT 3	4	140	132	23 2
	004 PRECINCT 4	11	264	188	31 1
	005 PRECINCT 5	10	181	133	37 1
	006 PRECINCT 6	2	68	57	20 0
	007 PRECINCT 7	1	77	44	19 0
	008 PRECINCT 8	6	191	127	29 1
	009 PRECINCT 9	9	149	112	12 1
	010 PRECINCT 10	2	47	39	7 0
	011 PRECINCT 12	3	77	59	9 1
	012 PRECINCT 13	4	113	80	10 0
	013 PRECINCT 14	4	119	57	17 0
	014 PRECINCT 15	3	191	160	19 2
	015 PRECINCT 16	4	165	134	10 0
	016 PRECINCT 17	7	148	111	20 0
	017 PRECINCT 18	2	108	40	17 3
	018 PRECINCT 20	6	73	62	9 0
	019 PRECINCT 21	5	83	113	9 0
	020 PRECINCT 22	2	55	39	7 1

435

Total

522

472

301

495

362

147

141

354

283

95

149

207

197

375

313

286

170

150

210

104

Precinct Totals by Race Report  
11/07/2000

All Total Groups  
Monongalia

OFFICIAL RESULTS

Race	GOVERNOR	Votes by Candidate					All Total Groups Monongalia
		Precinct	BOB MYERS -L	BOB WISE -D	CECIL H. UNDERWOOD -R	DENISE GIARDINA -M	
		021 PRECINCT 23	8	161	208	13	1
		022 PRECINCT 24	10	171	235	9	0
		023 PRECINCT 25	5	192	169	4	1
		024 PRECINCT 26	2	95	126	3	0
		025 PRECINCT 27	3	128	155	9	1
		026 PRECINCT 28	5	134	142	10	1
		027 PRECINCT 29	3	131	104	3	1
		028 PRECINCT 30	1	82	73	8	0
		029 PRECINCT 31	5	203	135	6	0
		030 PRECINCT 32	4	117	121	8	0
		031 PRECINCT 33	12	204	210	16	0
		032 PRECINCT 34	8	189	160	13	2
		033 PRECINCT 35	2	141	129	7	2
		034 PRECINCT 36	4	85	130	4	0
		035 PRECINCT 37	11	168	155	11	0
		036 PRECINCT 38A	8	209	283	8	1
		037 PRECINCT 38B	2	220	196	8	0
		038 PRECINCT 39	3	210	245	11	1
		039 PRECINCT 40	1	92	53	0	0
		040 PRECINCT 41	1	70	73	0	1

Total

391

425

371

226

296

292

242

164

349

250

442

372

281

223

345

509

426

470

146

145

438

## Precinct Totals by Race Report

11/07/2000

All Total Groups  
MonongaliaGENERAL ELECTION  
11/20/2000 11:06:29AM

Page: 23 of 113

## OFFICIAL RESULTS

Race	Votes by Candidate					RANDALL B. ASHELMAN -NL
	GOVERNOR	BOB MYERS -L	BOB WISE -D	CECIL H. UNDERWOOD -R	DENISE GIARDINA -M	
Precinct						
041 PRECINCT 42		3	131	91	3	1
042 PRECINCT 44		7	235	195	7	4
043 PRECINCT 46		5	138	90	2	1
044 PRECINCT 47		4	158	87	5	0
045 PRECINCT 48		3	111	41	3	0
046 PRECINCT 49		1	47	31	4	0
047 PRECINCT 51		6	97	57	0	0
048 PRECINCT 52		3	124	65	4	1
049 PRECINCT 53		5	117	119	4	0
050 PRECINCT 54		10	168	120	4	0
051 PRECINCT 55		6	101	102	4	0
052 PRECINCT 56		0	34	29	0	0
053 PRECINCT 58		1	39	41	1	0
054 PRECINCT 59		7	225	258	11	2
055 PRECINCT 60		1	141	124	7	3
056 PRECINCT 61A		7	185	219	20	0
057 PRECINCT 61B		8	176	179	9	0
058 PRECINCT 62A		6	151	158	9	1
059 PRECINCT 62B		8	135	134	10	0
060 PRECINCT 63		4	97	91	5	0

439

Total

229

448

236

254

158

83

160

197

245

302

213

63

82

503

276

431

372

325

287

197

440

Precinct Totals by Race Report  
11/07/2000

All Total Groups  
Monongalia

OFFICIAL RESULTS

Race GOVERNOR	Precinct	Votes by Candidate					DENISE GIARDINA -M	RANDALL B. ASHELMAN -NL
		BOB MYERS -L	BOB WISE -D	CECIL H. UNDERWOOD -R				
	061 PRECINCT 64	3	129	75			7	1
	062 PRECINCT 67	4	219	132			11	0
	063 PRECINCT 68	12	155	254			1	0
	064 PRECINCT 69	3	191	159			6	0
	065 PRECINCT 70	2	164	125			25	0
	066 PRECINCT 71	4	177	137			15	0
	067 PRECINCT 72	8	108	86			1	0
	068 PRECINCT 73	9	194	156			10	1
	069 PRECINCT 74	5	162	90			6	0
	070 PRECINCT 75	5	96	117			3	0
	071 PRECINCT 76	2	70	37			9	0
	072 PRECINCT 77A	6	233	254			16	2
	073 PRECINCT 77B	10	189	279			6	0
	074 PRECINCT 78A	7	152	219			11	0
	075 PRECINCT 78B	6	100	157			2	0
	076 PRECINCT 79A	14	172	256			12	0
	077 PRECINCT 79B	2	186	360			20	0
	078 PRECINCT 80	6	140	212			4	1
	079 PRECINCT 81	10	165	174			10	1
	080 PRECINCT 82	5	121	126			7	2

Total

215

366

422

359

316

333

203

370

263

221

118

511

484

389

265

454

568

363

360

261



442

# Precinct Totals by Race Report

11/07/2000

All Total Groups  
MonongaliaGENERAL ELECTION  
11/20/2000 11:06:29AM

Page: 25 of 113

## OFFICIAL RESULTS

Race GOVERNOR	Precinct	Votes by Candidate					All Total Groups Monongalia
		BOB MYERS -L	BOB WISE -D	CECIL H. UNDERWOOD -R	DENISE GIARDINA -M	RANDALL B. ASHELMAN -NL	
	081 PRECINCT 83A	6	144	182	6	0	0
	082 PRECINCT 83B	2	145	164	7	0	0
	083 PRECINCT 84	9	163	167	6	0	0
	084 PRECINCT 85	0	59	61	4	1	1
	085 PRECINCT 86	6	247	255	20	0	0
	086 PRECINCT 87A	5	106	143	9	1	1
	087 PRECINCT 87B	3	115	133	5	2	2
	088 PRECINCT 88	9	177	210	19	4	4
	089 PRECINCT 90	7	104	133	13	0	0
	090 PRECINCT 91	14	169	223	9	0	0
	091 PRECINCT 92	4	178	150	18	0	0
	Absentee	0	0	0	0	0	0
	Total	483	13,089	12,673	916	56	56

Total	
338	
318	
345	
125	
528	
264	
258	
419	
257	
415	
350	
0	
27,217	

## OFFICIAL RESULTS

Race		Secretary of State		Total	
Precinct		Joe Manchin -D	Poochie Myers -L		
001 Precinct 1		380	65		445
002 Precinct 2		327	80		407
003 Precinct 3		215	49		264
004 Precinct 4		350	67		417
005 Precinct 5		238	56		294
006 Precinct 6		90	31		121
007 Precinct 7		103	23		126
008 Precinct 8		243	60		303
009 Precinct 9		217	37		254
010 Precinct 10		64	19		83
011 Precinct 12		98	22		120
012 Precinct 13		142	33		175
013 Precinct 14		139	32		171
014 Precinct 15		292	42		334
015 Precinct 16		226	44		270
016 Precinct 17		193	51		244
017 Precinct 18		100	37		137
018 Precinct 20		120	15		135
019 Precinct 21		150	33		183
020 Precinct 22		78	18		96

Precinct Totals by Race Report  
11/07/2000

OFFICIAL RESULTS

All Total Groups  
Monongalia

Race		Secretary of State		Votes by Candidate	
Precinct		JOE MANCHIN - D	POOCHIE MYERS - L	Total	
021 PRECINCT 23		274	55	329	
022 PRECINCT 24		294	72	366	
023 PRECINCT 25		289	38	327	
024 PRECINCT 26		160	30	190	
025 PRECINCT 27		205	44	249	
026 PRECINCT 28		206	47	253	
027 PRECINCT 29		194	22	216	
028 PRECINCT 30		138	14	152	
029 PRECINCT 31		271	45	316	
030 PRECINCT 32		185	39	224	
031 PRECINCT 33		351	51	402	
032 PRECINCT 34		279	54	333	
033 PRECINCT 35		198	46	244	
034 PRECINCT 36		145	33	178	
035 PRECINCT 37		255	43	298	
036 PRECINCT 38A		385	70	455	
037 PRECINCT 38B		336	34	370	
038 PRECINCT 39		341	56	397	
039 PRECINCT 40		111	15	126	
040 PRECINCT 41		116	19	135	

## OFFICIAL RESULTS

Race		Secretary of State		
Precinct		Precinct		
Votes by Candidate		Total		
Joe Manchin -D		Poochie Myers -L		
041 Precinct 42	202	15	217	
042 Precinct 44	355	58	413	
043 Precinct 46	180	27	207	
044 Precinct 47	220	26	246	
045 Precinct 48	133	13	146	
046 Precinct 49	68	13	81	
047 Precinct 51	124	16	140	
048 Precinct 52	168	14	182	
049 Precinct 53	197	21	218	
050 Precinct 54	229	40	269	
051 Precinct 55	166	24	190	
052 Precinct 56	52	9	61	
053 Precinct 58	58	14	72	
054 Precinct 59	373	83	456	
055 Precinct 60	204	40	244	
056 Precinct 61A	313	64	377	
057 Precinct 61B	270	51	321	
058 Precinct 62A	222	55	277	
059 Precinct 62B	217	40	257	
060 Precinct 63	158	8	166	

Precinct Totals by Race Report

11/07/2000

447

OFFICIAL RESULTS

All Total Groups  
Monongalia

Race  
SECRETARY OF STATE

Precinct

Votes by Candidate

JOE MANCHIN -D

POOCHIE MYERS -L

Total

061 PRECINCT 64	165	26	191
062 PRECINCT 67	302	52	354
063 PRECINCT 68	323	57	380
064 PRECINCT 69	297	34	331
065 PRECINCT 70	227	48	275
066 PRECINCT 71	267	31	298
067 PRECINCT 72	155	31	186
068 PRECINCT 73	286	42	328
069 PRECINCT 74	218	20	238
070 PRECINCT 75	165	21	186
071 PRECINCT 76	85	20	105
072 PRECINCT 77A	363	65	433
073 PRECINCT 77B	360	52	412
074 PRECINCT 78A	277	64	341
075 PRECINCT 78B	188	37	225
076 PRECINCT 79A	310	67	377
077 PRECINCT 79B	449	57	506
078 PRECINCT 80	292	34	326
079 PRECINCT 81	240	59	299
080 PRECINCT 82	191	24	215

448

All Total Groups  
Monongalia

Precinct Totals by Race Report  
11/07/2000

GENERAL ELECTION  
11/20/2000 11:06:29AM Page: 30 of 113

OFFICIAL RESULTS

<u>Race</u>	<u>Precinct</u>	<u>Votes by Candidate</u>		<u>Total</u>
		JOE MANCHIN - D	POOCHIE MYERS - L	
	081 PRECINCT 83A	257	49	306
	082 PRECINCT 83B	260	31	291
	083 PRECINCT 84	249	37	286
	084 PRECINCT 85	92	15	107
	085 PRECINCT 86	382	59	441
	086 PRECINCT 87A	192	31	223
	087 PRECINCT 87B	193	32	225
	088 PRECINCT 88	324	44	368
	089 PRECINCT 90	176	39	215
	090 PRECINCT 91	299	58	357
	091 PRECINCT 92	276	47	323
	Absentee	0	0	0
	<b>Total</b>	<b>20,272</b>	<b>3,555</b>	<b>23,827</b>

OFFICIAL RESULTS

Precinct Totals by Race Report  
11/07/2000

All Total Groups  
Monongalia

Race AUDITOR Precinct	Votes by Candidate	
	GLEN B. GAINER III -D	Total
001 PRECINCT 1	396	396
002 PRECINCT 2	345	345
003 PRECINCT 3	230	230
004 PRECINCT 4	381	381
005 PRECINCT 5	264	264
006 PRECINCT 6	107	107
007 PRECINCT 7	112	112
008 PRECINCT 8	270	270
009 PRECINCT 9	232	232
010 PRECINCT 10	70	70
011 PRECINCT 12	112	112
012 PRECINCT 13	161	161
013 PRECINCT 14	153	153
014 PRECINCT 15	292	292
015 PRECINCT 16	244	244
016 PRECINCT 17	227	227
017 PRECINCT 18	122	122
018 PRECINCT 20	116	116
019 PRECINCT 21	147	147
020 PRECINCT 22	84	84

449



450

GENERAL ELECTION  
11/20/2000 11:06:29AM

Page: 32 of 113

Precinct Totals by Race Report  
11/07/2000All Total Groups  
Monongalia

## OFFICIAL RESULTS

Race

AUDITOR

PrecinctVotes by Candidate

GLEN B. GAINER III -D

Total

021 PRECINCT 23	276	276
022 PRECINCT 24	330	330
023 PRECINCT 25	298	298
024 PRECINCT 26	154	154
025 PRECINCT 27	214	214
026 PRECINCT 28	207	207
027 PRECINCT 29	191	191
028 PRECINCT 30	134	134
029 PRECINCT 31	290	290
030 PRECINCT 32	194	194
031 PRECINCT 33	365	365
032 PRECINCT 34	297	297
033 PRECINCT 35	211	211
034 PRECINCT 36	158	158
035 PRECINCT 37	270	270
036 PRECINCT 38A	397	397
037 PRECINCT 38B	351	351
038 PRECINCT 39	361	361
039 PRECINCT 40	111	111
040 PRECINCT 41	112	112

Precinct Totals by Race Report  
11/07/2000  
OFFICIAL RESULTS

All Total Groups  
Monongalia

<u>Race</u> <u>AUDITOR</u> <u>Precinct</u>	<u>Votes by Candidate</u> GLEN B. GARNER III -D	Total
041 PRECINCT 42	193	193
042 PRECINCT 44	373	373
043 PRECINCT 46	190	190
044 PRECINCT 47	213	213
045 PRECINCT 48	138	138
046 PRECINCT 49	73	73
047 PRECINCT 51	129	129
048 PRECINCT 52	164	164
049 PRECINCT 53	182	182
050 PRECINCT 54	224	224
051 PRECINCT 55	164	164
052 PRECINCT 56	58	58
053 PRECINCT 58	57	57
054 PRECINCT 59	400	400
055 PRECINCT 60	213	213
056 PRECINCT 61A	322	322
057 PRECINCT 61B	283	283
058 PRECINCT 62A	232	232
059 PRECINCT 62B	218	218
060 PRECINCT 63	151	151

452

GENERAL ELECTION  
11/20/2000 11:06:29AM

Page: 34 of 113

Precinct Totals by Race Report  
11/07/2000All Total Groups  
Monongalia

## OFFICIAL RESULTS

<u>Race</u> <u>AUDITOR</u> <u>Precinct</u>	<u>Votes by Candidate</u> GLEN B. GAINER III -D	<u>Total</u>
061 PRECINCT 64	173	173
062 PRECINCT 67	313	313
063 PRECINCT 68	327	327
064 PRECINCT 69	307	307
065 PRECINCT 70	252	252
066 PRECINCT 71	274	274
067 PRECINCT 72	160	160
068 PRECINCT 73	303	303
069 PRECINCT 74	198	198
070 PRECINCT 75	167	167
071 PRECINCT 76	95	95
072 PRECINCT 77A	396	396
073 PRECINCT 77B	355	355
074 PRECINCT 78A	282	282
075 PRECINCT 78B	202	202
076 PRECINCT 79A	303	303
077 PRECINCT 79B	420	420
078 PRECINCT 80	278	278
079 PRECINCT 81	266	266
080 PRECINCT 82	188	188

Precinct Totals by Race Report  
11/07/2000  
OFFICIAL RESULTS

All Total Groups  
Monongalia

<u>Race</u>	<u>Votes by Candidate</u>	
<u>AUDITOR</u>		
<u>Precinct</u>	GLEN B. GAINER III -D	Total
081 PRECINCT 83A	257	257
082 PRECINCT 83B	266	266
083 PRECINCT 84	257	257
084 PRECINCT 85	89	89
085 PRECINCT 86	381	381
086 PRECINCT 87A	193	193
087 PRECINCT 87B	206	206
088 PRECINCT 88	328	328
089 PRECINCT 90	186	186
090 PRECINCT 91	308	308
091 PRECINCT 92	285	285
Absentee	0	0
Total	20,978	20,978

454

Precinct Totals by Race Report  
11/07/2000All Total Groups  
MonongaliaGENERAL ELECTION  
11/20/2000 11:06:29AM Page: 36 of 113

## OFFICIAL RESULTS

Race  
TREASURERPrecinctVotes by Candidate

JOHN D. PERDUE -D

Total

001 PRECINCT 1	392	392
002 PRECINCT 2	333	333
003 PRECINCT 3	217	217
004 PRECINCT 4	354	354
005 PRECINCT 5	256	256
006 PRECINCT 6	105	105
007 PRECINCT 7	108	108
008 PRECINCT 8	255	255
009 PRECINCT 9	217	217
010 PRECINCT 10	69	69
011 PRECINCT 12	109	109
012 PRECINCT 13	160	160
013 PRECINCT 14	156	156
014 PRECINCT 15	286	286
015 PRECINCT 16	231	231
016 PRECINCT 17	216	216
017 PRECINCT 18	119	119
018 PRECINCT 20	114	114
019 PRECINCT 21	147	147
020 PRECINCT 22	81	81

Precinct Totals by Race Report  
11/07/2000  
OFFICIAL RESULTS

All Total Groups  
Monongalia

<u>Race</u> <u>TREASURER</u> <u>Precinct</u>	<u>Votes by Candidate</u> JOHN D. PERDUE -D		<u>Total</u>
021 PRECINCT 23	265	265	
022 PRECINCT 24	315	315	
023 PRECINCT 25	284	284	
024 PRECINCT 26	147	147	
025 PRECINCT 27	207	207	
026 PRECINCT 28	198	198	
027 PRECINCT 29	184	184	
028 PRECINCT 30	129	129	
029 PRECINCT 31	273	273	
030 PRECINCT 32	187	187	
031 PRECINCT 33	347	347	
032 PRECINCT 34	278	278	
033 PRECINCT 35	205	205	
034 PRECINCT 36	156	156	
035 PRECINCT 37	256	256	
036 PRECINCT 38A	377	377	
037 PRECINCT 38B	336	336	
038 PRECINCT 39	339	339	
039 PRECINCT 40	110	110	
040 PRECINCT 41	110	110	

456

Precinct Totals by Race Report  
11/07/2000

All Total Groups  
Monongalia

OFFICIAL RESULTS

<u>Race</u>		<u>Votes by Candidate</u>	
TREASURER		JOHN D. PERDUE -D	
<u>Precinct</u>			Total
041 PRECINCT 42		188	188
042 PRECINCT 44		362	362
043 PRECINCT 46		184	184
044 PRECINCT 47		203	203
045 PRECINCT 48		135	135
046 PRECINCT 49		69	69
047 PRECINCT 51		129	129
048 PRECINCT 52		161	161
049 PRECINCT 53		173	173
050 PRECINCT 54		214	214
051 PRECINCT 55		164	164
052 PRECINCT 56		55	55
053 PRECINCT 58		59	59
054 PRECINCT 59		390	390
055 PRECINCT 60		203	203
056 PRECINCT 61A		303	303
057 PRECINCT 61B		271	271
058 PRECINCT 62A		229	229
059 PRECINCT 62B		211	211
060 PRECINCT 63		142	142

Precinct Totals by Race Report  
11/07/2000

OFFICIAL RESULTS

All Total Groups  
Monongalia

<u>Race</u> <u>TREASURER</u> <u>Precinct</u>	<u>Votes by Candidate</u> JOHN D. PERDUE -D	Total
061 PRECINCT 64	166	166
062 PRECINCT 67	310	310
063 PRECINCT 68	309	309
064 PRECINCT 69	284	284
065 PRECINCT 70	236	236
066 PRECINCT 71	261	261
067 PRECINCT 72	163	163
068 PRECINCT 73	286	286
069 PRECINCT 74	190	190
070 PRECINCT 75	163	163
071 PRECINCT 76	87	87
072 PRECINCT 77A	378	378
073 PRECINCT 77B	340	340
074 PRECINCT 78A	268	268
075 PRECINCT 78B	189	189
076 PRECINCT 79A	294	294
077 PRECINCT 79B	408	408
078 PRECINCT 80	258	258
079 PRECINCT 81	250	250
080 PRECINCT 82	182	182



459

Precinct Totals by Race Report  
11/07/2000

All Total Groups  
Monongalia

OFFICIAL RESULTS

<u>Race</u>		<u>Precinct</u>		<u>Votes by Candidate</u>	<u>Total</u>
COMMISSIONER OF AGRICULTURE				GUS R. DOUGLASS -D	
001	PRECINCT 1			395	395
002	PRECINCT 2			337	337
003	PRECINCT 3			223	223
004	PRECINCT 4			366	366
005	PRECINCT 5			256	256
006	PRECINCT 6			106	106
007	PRECINCT 7			110	110
008	PRECINCT 8			263	263
009	PRECINCT 9			225	225
010	PRECINCT 10			70	70
011	PRECINCT 12			113	113
012	PRECINCT 13			159	159
013	PRECINCT 14			157	157
014	PRECINCT 15			288	288
015	PRECINCT 16			237	237
016	PRECINCT 17			212	212
017	PRECINCT 18			126	126
018	PRECINCT 20			114	114
019	PRECINCT 21			148	148
020	PRECINCT 22			83	83

Precinct Totals by Race Report  
11/07/2000

OFFICIAL RESULTS

All Total Groups  
Monongalia

<u>Race</u> <u>TREASURER</u>		<u>Votes by Candidate</u>	
<u>Precinct</u>		JOHN D. PERDUE -D	Total
081 PRECINCT 83A		251	251
082 PRECINCT 83B		250	250
083 PRECINCT 84		258	258
084 PRECINCT 85		76	76
085 PRECINCT 86		370	370
086 PRECINCT 87A		182	182
087 PRECINCT 87B		194	194
088 PRECINCT 88		316	316
089 PRECINCT 90		179	179
090 PRECINCT 91		298	298
091 PRECINCT 92		279	279
Absentee		0	0
Total		20,148	20,148

460

Precinct Totals by Race Report  
11/07/2000

All Total Groups  
Monongalia

OFFICIAL RESULTS

Race		COMMISSIONER OF AGRICULTURE	
Precinct	Votes by Candidate	Total	
	GUS R. DOUGLASS-D		
021 PRECINCT 23	274	274	
022 PRECINCT 24	326	326	
023 PRECINCT 25	291	291	
024 PRECINCT 26	150	150	
025 PRECINCT 27	207	207	
026 PRECINCT 28	198	198	
027 PRECINCT 29	186	186	
028 PRECINCT 30	128	128	
029 PRECINCT 31	279	279	
030 PRECINCT 32	191	191	
031 PRECINCT 33	355	355	
032 PRECINCT 34	290	290	
033 PRECINCT 35	208	208	
034 PRECINCT 36	154	154	
035 PRECINCT 37	261	261	
036 PRECINCT 38A	382	382	
037 PRECINCT 38B	339	339	
038 PRECINCT 39	338	338	
039 PRECINCT 40	117	117	
040 PRECINCT 41	116	116	

Precinct Totals by Race Report  
11/07/2000  
OFFICIAL RESULTS

All Total Groups  
Monongalia

<u>Race</u> COMMISSIONER OF AGRICULTURE		<u>Votes by Candidate</u> GUS R. DOUGLASS -D	
<u>Precinct</u>			Total
041 PRECINCT 42	201	201	
042 PRECINCT 44	376	376	
043 PRECINCT 46	188	188	
044 PRECINCT 47	210	210	
045 PRECINCT 48	139	139	
046 PRECINCT 49	71	71	
047 PRECINCT 51	127	127	
048 PRECINCT 52	169	169	
049 PRECINCT 53	187	187	
050 PRECINCT 54	222	222	
051 PRECINCT 55	167	167	
052 PRECINCT 56	60	60	
053 PRECINCT 58	69	69	
054 PRECINCT 59	395	395	
055 PRECINCT 60	205	205	
056 PRECINCT 61A	321	321	
057 PRECINCT 61B	277	277	
058 PRECINCT 62A	233	233	
059 PRECINCT 62B	219	219	
060 PRECINCT 63	149	149	

461

462

Precinct Totals by Race-Report  
11/07/2000All Total Groups  
MonongaliaGENERAL ELECTION  
11/20/2000 11:06:29AM Page: 44 of 113

## OFFICIAL RESULTS

<u>Race</u>		<u>Precinct</u>		<u>Votes by Candidate</u>	<u>Total</u>
COMMISSIONER OF AGRICULTURE				GUS R. DOUGLASS -D	
061	PRECINCT 64			174	174
062	PRECINCT 67			317	317
063	PRECINCT 68			317	317
064	PRECINCT 69			286	286
065	PRECINCT 70			240	240
066	PRECINCT 71			265	265
067	PRECINCT 72			163	163
068	PRECINCT 73			288	288
069	PRECINCT 74			195	195
070	PRECINCT 75			170	170
071	PRECINCT 76			92	92
072	PRECINCT 77A			383	383
073	PRECINCT 77B			341	341
074	PRECINCT 78A			275	275
075	PRECINCT 78B			187	187
076	PRECINCT 79A			299	299
077	PRECINCT 79B			403	403
078	PRECINCT 80			263	263
079	PRECINCT 81			263	263
080	PRECINCT 82			191	191

Precinct Totals by Race Report  
11/07/2000  
OFFICIAL RESULTS

All Total Groups  
Monongalia

<u>Race</u>	<u>Commissioner of Agriculture</u>	<u>Votes by Candidate</u>	<u>Total</u>
<u>Precinct</u>	GUS R. DOUGLASS - D		
081 PRECINCT 83A	252	252	
082 PRECINCT 83B	258	258	
083 PRECINCT 84	256	256	
084 PRECINCT 85	96	96	
085 PRECINCT 86	373	373	
086 PRECINCT 87A	182	182	
087 PRECINCT 87B	199	199	
088 PRECINCT 88	319	319	
089 PRECINCT 90	193	193	
090 PRECINCT 91	302	302	
091 PRECINCT 92	280	280	
Absentee	0	0	
Total	20,585	20,585	

464

## GENERAL ELECTION

11/20/2000 11:06:29AM Page: 46 of 113

## Precinct Totals by Race Report

11/07/2000

All Total Groups  
Monongalia

## OFFICIAL RESULTS

Race		Precinct		Votes by Candidate		Total
ATTORNEY GENERAL				DARRELL McGRAW -D		
	001 PRECINCT 1			382		382
	002 PRECINCT 2			343		343
	003 PRECINCT 3			212		212
	004 PRECINCT 4			355		355
	005 PRECINCT 5			248		248
	006 PRECINCT 6			103		103
	007 PRECINCT 7			105		105
	008 PRECINCT 8			258		258
	009 PRECINCT 9			217		217
	010 PRECINCT 10			67		67
	011 PRECINCT 12			113		113
	012 PRECINCT 13			151		151
	013 PRECINCT 14			153		153
	014 PRECINCT 15			282		282
	015 PRECINCT 16			227		227
	016 PRECINCT 17			214		214
	017 PRECINCT 18			121		121
	018 PRECINCT 20			114		114
	019 PRECINCT 21			136		136
	020 PRECINCT 22			84		84

465

GENERAL ELECTION  
11/20/2000 11:06:29AM Page: 47 of 113

Precinct Totals by Race Report  
11/07/2000  
OFFICIAL RESULTS

All Total Groups  
Monongalia

<u>Race</u> <u>ATTORNEY GENERAL</u> <u>Precinct</u>	<u>Votes by Candidate</u> DARRELL McGRAW -D	<u>Total</u>
021 PRECINCT 23	253	253
022 PRECINCT 24	313	313
023 PRECINCT 25	286	286
024 PRECINCT 26	150	150
025 PRECINCT 27	206	206
026 PRECINCT 28	181	181
027 PRECINCT 29	183	183
028 PRECINCT 30	126	126
029 PRECINCT 31	279	279
030 PRECINCT 32	181	181
031 PRECINCT 33	353	353
032 PRECINCT 34	281	281
033 PRECINCT 35	205	205
034 PRECINCT 36	147	147
035 PRECINCT 37	258	258
036 PRECINCT 38A	374	374
037 PRECINCT 38B	325	325
038 PRECINCT 39	323	323
039 PRECINCT 40	114	114
040 PRECINCT 41	107	107



466

Precinct Totals by Race Report  
11/07/2000All Total Groups  
MonongaliaGENERAL ELECTION  
11/20/2000 11:06:29AM Page: 48 of 113

## OFFICIAL RESULTS

Race

ATTORNEY GENERAL

PrecinctVotes by Candidate

DARRELL MCGRAW -D

Total

041 PRECINCT 42	187	187
042 PRECINCT 44	361	361
043 PRECINCT 46	186	186
044 PRECINCT 47	210	210
045 PRECINCT 48	137	137
046 PRECINCT 49	72	72
047 PRECINCT 51	129	129
048 PRECINCT 52	163	163
049 PRECINCT 53	178	178
050 PRECINCT 54	215	215
051 PRECINCT 55	166	166
052 PRECINCT 56	55	55
053 PRECINCT 58	65	65
054 PRECINCT 59	388	388
055 PRECINCT 60	204	204
056 PRECINCT 61A	313	313
057 PRECINCT 61B	270	270
058 PRECINCT 62A	225	225
059 PRECINCT 62B	214	214
060 PRECINCT 63	147	147

Precinct Totals by Race Report  
11/07/2000  
OFFICIAL RESULTS

All Total Groups  
Monongalia

<u>Race</u> ATTORNEY GENERAL		<u>Votes by Candidate</u> DARRELL McGRAW -D	
<u>Precinct</u>			Total
061 PRECINCT 64	166	166	
062 PRECINCT 67	315	315	
063 PRECINCT 68	301	301	
064 PRECINCT 69	280	280	
065 PRECINCT 70	230	230	
066 PRECINCT 71	265	265	
067 PRECINCT 72	161	161	
068 PRECINCT 73	294	294	
069 PRECINCT 74	195	195	
070 PRECINCT 75	156	156	
071 PRECINCT 76	91	91	
072 PRECINCT 77A	379	379	
073 PRECINCT 77B	333	333	
074 PRECINCT 78A	262	262	
075 PRECINCT 78B	175	175	
076 PRECINCT 79A	279	279	
077 PRECINCT 79B	386	386	
078 PRECINCT 80	259	259	
079 PRECINCT 81	253	253	
080 PRECINCT 82	175	175	

468

GENERAL ELECTION  
11/20/2000 11:06:29AM

Page: 50 of 113

Precinct Totals by Race Report  
11/07/2000

All Total Groups  
Monongalia

OFFICIAL RESULTS

Race			
ATTORNEY GENERAL			
<u>Precinct</u>	<u>Votes by Candidate</u>		
	DARRELL MCGRAW -D	Total	
081 PRECINCT 83A	241	241	
082 PRECINCT 83B	246	246	
083 PRECINCT 84	246	246	
084 PRECINCT 85	83	83	
085 PRECINCT 86	359	359	
086 PRECINCT 87A	165	165	
087 PRECINCT 87B	184	184	
088 PRECINCT 88	301	301	
089 PRECINCT 90	169	169	
090 PRECINCT 91	290	290	
091 PRECINCT 92	280	280	
Absentee	0	0	
Total	19,934	19,934	

Precinct Totals by Race Report

11/07/2000

OFFICIAL RESULTS

All Total Groups  
Monongalia

Race  
SUPREME COURT OF APPEALS JUSTICE

<u>Precinct</u>	<u>Votes by Candidate</u> JOE ALBRIGHT -D	JOHN YODER -R	ROBIN JEAN DAVIS -D	Total
001 PRECINCT 1	323	172	239	734
002 PRECINCT 2	267	157	239	663
003 PRECINCT 3	168	111	159	438
004 PRECINCT 4	294	159	235	688
005 PRECINCT 5	201	116	186	503
006 PRECINCT 6	84	41	71	196
007 PRECINCT 7	98	32	82	212
008 PRECINCT 8	221	118	185	524
009 PRECINCT 9	177	85	146	408
010 PRECINCT 10	53	21	52	126
011 PRECINCT 12	89	45	70	204
012 PRECINCT 13	121	70	98	289
013 PRECINCT 14	113	66	102	281
014 PRECINCT 15	226	123	195	544
015 PRECINCT 16	193	113	146	452
016 PRECINCT 17	184	101	128	413
017 PRECINCT 18	96	47	81	224
018 PRECINCT 20	95	42	65	202
019 PRECINCT 21	102	86	97	285
020 PRECINCT 22	63	40	53	156

420

All Total Groups  
Monongalia

Precinct Totals by Race Report  
11/07/2000

GENERAL ELECTION  
11/20/2000 11:06:29AM Page: 52 of 113

OFFICIAL RESULTS

Race					
SUPREME COURT OF APPEALS JUSTICE					
Precinct	Votes by Candidate			Total	
	JOE ALBRIGHT -D	JOHN YODER -R	ROBIN JEAN DAVIS -D		
021 PRECINCT 23	190	162	165	517	
022 PRECINCT 24	199	187	175	561	
023 PRECINCT 25	231	101	199	531	
024 PRECINCT 26	120	86	93	299	
025 PRECINCT 27	173	118	134	425	
026 PRECINCT 28	146	116	135	397	
027 PRECINCT 29	155	61	126	342	
028 PRECINCT 30	107	42	80	229	
029 PRECINCT 31	215	111	182	508	
030 PRECINCT 32	159	92	117	368	
031 PRECINCT 33	280	149	197	626	
032 PRECINCT 34	232	131	156	519	
033 PRECINCT 35	146	114	116	376	
034 PRECINCT 36	99	110	86	295	
035 PRECINCT 37	192	138	149	479	
036 PRECINCT 38A	309	207	184	700	
037 PRECINCT 38B	262	147	187	596	
038 PRECINCT 39	252	188	198	638	
039 PRECINCT 40	94	43	73	210	
040 PRECINCT 41	85	54	51	190	

Precinct Totals by Race Report  
11/07/2000  
OFFICIAL RESULTS

All Total Groups  
Monongalia

Race SUPREME COURT OF APPEALS JUSTICE	Precinct			Votes by Candidate			Total
				JOE ALBRIGHT -D	JOHN YODER -R	ROBIN JEAN DAVIS -D	
041 PRECINCT 42				144	73	106	323
042 PRECINCT 44				298	147	213	658
043 PRECINCT 46				164	62	130	356
044 PRECINCT 47				132	57	145	384
045 PRECINCT 48				121	24	101	246
046 PRECINCT 49				62	24	43	129
047 PRECINCT 51				107	45	72	224
048 PRECINCT 52				133	63	97	293
049 PRECINCT 53				143	81	101	325
050 PRECINCT 54				186	93	133	412
051 PRECINCT 55				132	76	97	305
052 PRECINCT 56				39	20	34	93
053 PRECINCT 58				46	31	43	120
054 PRECINCT 59				281	213	233	727
055 PRECINCT 60				156	100	125	381
056 PRECINCT 61A				232	175	165	572
057 PRECINCT 61B				207	138	161	506
058 PRECINCT 62A				172	149	141	462
059 PRECINCT 62B				169	107	131	407
060 PRECINCT 63				105	67	82	254

472

## Precinct Totals by Race Report

All Total Groups  
MonongaliaGENERAL ELECTION  
11/20/2000 11:06:29AM Page: 54 of 113

11/07/2000

## OFFICIAL RESULTS

<u>Race</u>	SUPREME COURT OF APPEALS JUSTICE			
	<u>Precinct</u>	<u>Votes by Candidate</u>		
		JOE ALBRIGHT -D	JOHN YODER -R	ROBIN JEAN DAVIS -D
				Total
	061 PRECINCT 64	139	64	112
	062 PRECINCT 67	259	113	204
	063 PRECINCT 68	230	175	169
	064 PRECINCT 69	255	96	192
	065 PRECINCT 70	187	91	153
	066 PRECINCT 71	197	106	155
	067 PRECINCT 72	128	50	106
	068 PRECINCT 73	238	114	171
	069 PRECINCT 74	175	55	131
	070 PRECINCT 75	125	73	95
	071 PRECINCT 76	74	28	63
	072 PRECINCT 77A	288	215	204
	073 PRECINCT 77B	254	206	191
	074 PRECINCT 78A	202	166	160
	075 PRECINCT 78B	136	112	110
	076 PRECINCT 79A	224	213	172
	077 PRECINCT 79B	281	258	225
	078 PRECINCT 80	217	149	135
	079 PRECINCT 81	204	149	146
	080 PRECINCT 82	147	86	112

Precinct Totals by Race Report  
11/07/2000  
OFFICIAL RESULTS

All Total Groups  
Monongalia

Race				
SUPREME COURT OF APPEALS JUSTICE				
Precinct	Votes by Candidate			Total
	JOE ALBRIGHT -D	JOHN YODER -R	ROBIN JEAN DAVIS -D	
081 PRECINCT 83A	181	148	142	471
082 PRECINCT 83B	185	108	155	448
083 PRECINCT 84	186	146	142	474
084 PRECINCT 85	65	38	51	154
085 PRECINCT 86	286	206	237	729
086 PRECINCT 87A	124	112	118	354
087 PRECINCT 87B	143	112	86	341
088 PRECINCT 88	228	162	191	581
089 PRECINCT 90	135	109	120	364
090 PRECINCT 91	221	178	170	569
091 PRECINCT 92	225	113	183	521
Absentee	0	0	0	0
Total	15,832	9,798	12,386	38,016



424

## Precinct Totals by Race Report

All Total Groups  
MonongaliaGENERAL ELECTION  
11/20/2000 11:06:29AM

Page: 56 of 113

11/07/2000

## OFFICIAL RESULTS

<u>Race</u>		<u>Precinct</u>		<u>Votes by Candidate</u>	<u>Total</u>
STATE SENATOR DIST. 13				ROMAN W. PREZIOSO, JR. -D	
001	PRECINCT 1			379	379
002	PRECINCT 2			318	318
003	PRECINCT 3			215	215
004	PRECINCT 4			348	348
005	PRECINCT 5			249	249
006	PRECINCT 6			109	109
007	PRECINCT 7			104	104
008	PRECINCT 8			257	257
009	PRECINCT 9			218	218
010	PRECINCT 10			69	69
011	PRECINCT 12			111	111
012	PRECINCT 13			152	152
013	PRECINCT 14			150	150
014	PRECINCT 15			283	283
015	PRECINCT 16			221	221
016	PRECINCT 17			208	208
017	PRECINCT 18			121	121
018	PRECINCT 20			114	114
019	PRECINCT 21			145	145
020	PRECINCT 22			80	80

Precinct Totals by Race Report  
11/07/2000  
OFFICIAL RESULTS

All Total Groups  
Monongalia

<u>Race</u>	<u>Votes by Candidate</u>	<u>Total</u>
STATE SENATOR DIST. 13	ROMAN W. PREZIOSO, JR. -D	
<u>Precinct</u>		
021 PRECINCT 23	255	255
022 PRECINCT 24	313	313
023 PRECINCT 25	285	285
024 PRECINCT 26	146	146
025 PRECINCT 27	205	205
026 PRECINCT 28	201	201
027 PRECINCT 29	179	179
028 PRECINCT 30	128	128
029 PRECINCT 31	268	268
030 PRECINCT 32	187	187
033 PRECINCT 35	194	194
034 PRECINCT 36	144	144
038 PRECINCT 39	346	346
039 PRECINCT 40	108	108
040 PRECINCT 41	120	120
041 PRECINCT 42	185	185
042 PRECINCT 44	354	354
043 PRECINCT 46	186	186
044 PRECINCT 47	199	199
045 PRECINCT 48	137	137

476

Precinct Totals by Race Report  
11/07/2000All Total Groups  
MonongaliaGENERAL ELECTION  
11/20/2000 11:06:29AM Page: 58 of 113

## OFFICIAL RESULTS

<u>Race</u>	<u>Precinct</u>	<u>Votes by Candidate</u>	<u>Total</u>
		ROMAN W. PREZIOSO, JR. -D	
	046 PRECINCT 49	67	67
	047 PRECINCT 51	116	116
	048 PRECINCT 52	157	157
	049 PRECINCT 53	170	170
	050 PRECINCT 54	217	217
	051 PRECINCT 55	153	153
	052 PRECINCT 56	54	54
	053 PRECINCT 58	58	58
	058 PRECINCT 62A	0	0
	065 PRECINCT 70	237	237
	066 PRECINCT 71	256	256
	067 PRECINCT 72	161	161
	068 PRECINCT 73	280	280
	069 PRECINCT 74	194	194
	070 PRECINCT 75	155	155
	071 PRECINCT 76	88	88
	076 PRECINCT 79A	304	304
	077 PRECINCT 79B	402	402
	078 PRECINCT 80	257	257
	079 PRECINCT 81	257	257

Precinct Totals by Race Report  
11/07/2000  
OFFICIAL RESULTS

All Total Groups  
Monongalia

Race STATE SENATOR DIST. 13 <u>Precinct</u>	<u>Votes by Candidate</u>	
	ROMAN W. PREZIOSO, JR. -D	Total
080 PRECINCT 82	181	181
081 PRECINCT 83A	246	246
082 PRECINCT 83B	250	250
083 PRECINCT 84	249	249
085 PRECINCT 86	364	364
086 PRECINCT 87A	184	184
087 PRECINCT 87B	196	196
088 PRECINCT 88	310	310
089 PRECINCT 90	177	177
090 PRECINCT 91	294	294
091 PRECINCT 92	279	279
Absentee	0	0
Total	14,304	14,304

Precinct Totals by Race Report  
11/07/2000

All Total Groups  
Monongalia

OFFICIAL RESULTS

Race		Votes by Candidate			Total
Precinct	STATE SENATOR DIST. 14	JOHN R. (Rick) BARTLETT -L	JON BLAIR HUNTER -D	ROBERT D. (Bob) HARMAN -R	
031 PRECINCT 33		29	279	111	419
032 PRECINCT 34		26	221	106	353
035 PRECINCT 37		19	216	95	330
036 PRECINCT 38A		33	295	148	476
037 PRECINCT 38B		14	279	111	404
054 PRECINCT 59		14	329	142	485
055 PRECINCT 60		7	193	66	266
056 PRECINCT 61A		19	270	122	411
057 PRECINCT 61B		10	243	101	354
058 PRECINCT 62A		15	198	102	315
059 PRECINCT 62B		19	186	68	273
060 PRECINCT 63		6	129	45	180
061 PRECINCT 64		6	148	47	201
062 PRECINCT 67		16	260	81	357
063 PRECINCT 68		16	242	147	405
064 PRECINCT 69		7	259	74	340
072 PRECINCT 77A		26	291	162	479
073 PRECINCT 77B		19	269	162	450
074 PRECINCT 78A		12	232	116	360
075 PRECINCT 78B		11	124	115	250

OFFICIAL RESULTS

Precinct Totals by Race Report  
11/07/2000

All Total Groups  
Monongalia

Race		Precinct Totals by Race Report			
STATE SENATOR DIST. 14					
<u>Precinct</u>		<u>Votes by Candidate</u>			
		JOHN R. (Rick) BARTLETT -L	JON BLAIR HUNTER -D	ROBERT D. (Bob) HARMAN -R	Total
084 PRECINCT 85		6	79	33	118
Absentee		0	0	0	0
Total		330	4,742	2,154	7,226

480

Precinct Totals by Race Report  
11/07/2000

All Total Groups  
Monongalia

OFFICIAL RESULTS

Race		HOUSE OF DELEGATES DIST. 42	
Precinct	Votes by Candidate	JAMES L. (Jim) MORGAN -R	TOM COLEMAN -D
058 PRECINCT 62A	147	135	282
059 PRECINCT 62B	113	136	249
Absentee	0	0	0
Total	260	271	531

Precinct Totals by Race Report  
11/07/2000  
OFFICIAL RESULTS

All Total Groups  
Monongalia

Race		Precinct Totals by Race Report				
HOUSE OF DELEGATES DIST. 44		11/07/2000				
Precinct	Votes by Candidate	BARBARA EVANS FLEISCHAUER -D	BOB JONES -L	CHARLENE MARSHALL -D	CINDY FRICH -R	NANCY HOUSTON -D ROE
001 PRECINCT 1	286	53	307	226	259	
002 PRECINCT 2	250	57	284	193	214	
003 PRECINCT 3	177	31	181	120	153	
004 PRECINCT 4	283	52	303	192	262	
005 PRECINCT 5	216	46	223	134	175	
006 PRECINCT 6	69	29	77	48	57	
007 PRECINCT 7	89	20	96	52	75	
008 PRECINCT 8	211	41	239	138	182	
009 PRECINCT 9	153	38	184	115	140	
010 PRECINCT 10	54	17	64	32	34	
011 PRECINCT 12	68	30	74	46	62	
012 PRECINCT 13	105	34	117	78	98	
013 PRECINCT 14	114	31	129	70	92	
014 PRECINCT 15	210	52	242	149	187	
015 PRECINCT 16	169	49	185	130	143	
016 PRECINCT 17	162	42	173	124	134	
017 PRECINCT 18	93	31	95	52	75	
018 PRECINCT 20	74	22	81	52	65	
019 PRECINCT 21	92	32	106	94	81	
020 PRECINCT 22	52	20	51	43	43	



HERT D. (Bob) BEACH -D	SHEIRL FLETCHER -R	Total
276	263	1,670
221	227	1,446
131	152	945
252	233	1,577
167	146	1,107
67	70	417
78	50	460
169	156	1,136
150	136	916
52	37	290
67	64	411
96	92	620
112	88	636
200	181	1,221
146	150	972
152	131	918
72	52	470
75	72	441
110	112	627
54	48	311

Precinct Totals by Race Report  
11/07/2000  
OFFICIAL RESULTS

All Total Groups  
Monongalia

Race		HOUSE OF DELEGATES DIST. 44					
Precinct	Votes by Candidate						
	BARBARA EVANS FLEISCHAUER -D	BOB JONES -L	CHARLENE MARSHALL -D	CINDY FRICH -R	NANCY HOUSTON -D	ROE	
021 PRECINCT 23	209	33	216	180	192		
022 PRECINCT 24	188	60	252	197	211		
023 PRECINCT 25	187	31	230	144	183		
024 PRECINCT 26	107	29	134	103	107		
025 PRECINCT 27	150	39	158	152	146		
026 PRECINCT 28	145	31	149	135	123		
027 PRECINCT 29	120	24	153	84	120		
028 PRECINCT 30	86	17	107	70	80		
029 PRECINCT 31	197	44	238	125	182		
030 PRECINCT 32	130	29	149	94	120		
031 PRECINCT 33	213	63	241	198	202		
032 PRECINCT 34	187	50	217	180	148		
033 PRECINCT 35	116	35	139	124	126		
034 PRECINCT 36	91	21	104	103	98		
035 PRECINCT 37	145	42	185	159	152		
036 PRECINCT 38A	225	67	245	278	213		
037 PRECINCT 38B	228	31	249	197	194		
038 PRECINCT 39	236	47	259	224	220		
039 PRECINCT 40	72	20	67	56	65		
040 PRECINCT 41	67	21	47	74	50		

HERT D. (Bob) BEACH -D	SHEIRL FLETCHER -R	Total
178	206	1,214
189	230	1,327
211	174	1,160
95	126	701
139	180	964
141	157	881
138	104	743
98	71	529
191	150	1,127
141	134	797
236	245	1,398
193	210	1,185
149	141	830
95	123	635
169	181	1,033
247	302	1,577
231	235	1,365
214	267	1,467
98	64	442
98	78	435

Precinct Totals by Race Report  
11/07/2000  
OFFICIAL RESULTS

All Total Groups  
Monongalia

Race		Votes by Candidate				
HOUSE OF DELEGATES DIST. 44						
Precinct		BARBARA EVANS FLEISCHAUER -D	BOB JONES -L	CHARLENE MARSHALL -D	CINDY FRICH -R	NANCY HOUSTON -D ROE
041 PRECINCT 42		123	36	112	83	104
042 PRECINCT 44		219	62	262	171	209
043 PRECINCT 46		133	30	159	87	120
044 PRECINCT 47		146	27	168	75	143
045 PRECINCT 48		98	10	115	46	95
046 PRECINCT 49		48	16	56	35	32
047 PRECINCT 51		87	13	75	60	68
048 PRECINCT 52		105	16	104	66	87
049 PRECINCT 53		116	31	107	108	91
050 PRECINCT 54		127	50	125	132	115
051 PRECINCT 55		107	28	96	100	92
052 PRECINCT 56		41	6	34	18	33
053 PRECINCT 58		35	8	40	43	42
054 PRECINCT 59		260	69	260	260	200
055 PRECINCT 60		136	36	164	122	119
056 PRECINCT 61A		177	60	201	202	170
057 PRECINCT 61B		177	49	190	151	153
058 PRECINCT 62A		0	0	0	0	0
060 PRECINCT 63		90	17	122	82	89
061 PRECINCT 64		115	27	129	92	107

SHERT D. (Bob) BEACH -D	SHEIRL FLETCHER -R	Total
164	111	733
267	217	1,407
153	100	782
173	109	841
105	52	521
56	38	281
116	71	490
155	87	620
175	124	752
229	155	933
147	120	690
38	29	199
53	45	266
266	293	1,608
144	165	886
204	255	1,269
186	203	1,109
0	0	0
105	89	594
125	101	696

Precinct Totals by Race Report  
11/07/2000  
OFFICIAL RESULTS

All Total Groups  
Monongalia

Race		Precinct Totals by Race Report				All Total Groups			
HOUSE OF DELEGATES DIST. 44		11/07/2000				Monongalia			
Precinct	Votes by Candidate	BOB JONES -L	CHARLENE MARSHALL -D	CINDY FRICH -R	NANCY HOUSTON -D	ROE			
	BARBARA EVANS FLEISCHAUER -D								
062 PRECINCT 67	205	52	215	144		190			
063 PRECINCT 68	173	47	198	223		154			
064 PRECINCT 69	201	28	219	157		180			
065 PRECINCT 70	163	38	187	132		143			
066 PRECINCT 71	164	33	223	123		155			
067 PRECINCT 72	103	27	112	79		96			
068 PRECINCT 73	181	49	206	160		156			
069 PRECINCT 74	141	19	164	88		134			
070 PRECINCT 75	99	17	128	101		88			
071 PRECINCT 76	63	13	59	44		59			
072 PRECINCT 77A	222	62	271	251		235			
073 PRECINCT 77B	217	59	232	248		225			
074 PRECINCT 78A	153	53	204	187		173			
075 PRECINCT 78B	112	39	131	149		107			
076 PRECINCT 79A	181	79	199	249		200			
077 PRECINCT 79B	233	68	295	282		239			
078 PRECINCT 80	151	53	181	188		157			
079 PRECINCT 81	177	62	188	141		168			
080 PRECINCT 82	126	36	140	103		115			
081 PRECINCT 83A	155	47	176	154		147			

SHERT D. (Bob) BEACH -D	SHEIRL FLETCHER -R	Total
235	149	1,190
210	266	1,271
232	170	1,187
154	143	960
180	163	1,041
108	88	613
199	185	1,136
155	103	804
134	113	680
59	47	344
238	318	1,607
211	303	1,495
182	253	1,205
121	183	842
189	294	1,391
255	393	1,765
198	216	1,144
205	191	1,132
134	152	806
163	201	1,043

Precinct Totals by Race Report  
11/07/2000  
OFFICIAL RESULTS

All Total Groups  
Monongalia

Race		HOUSE OF DELEGATES DIST. 44					
Precinct	Votes by Candidate						
	BARBARA EVANS FLEISCHAUER -D	BOB JONES -L	CHARLENE MARSHALL -D	CINDY FRICH -R	NANCY HOUSTON -D	ROE	
082 PRECINCT 83B	151	25	172	151	157		
083 PRECINCT 84	169	46	174	175	135		
084 PRECINCT 85	62	8	78	62	45		
085 PRECINCT 86	281	70	298	235	278		
086 PRECINCT 87A	114	39	133	121	116		
087 PRECINCT 87B	108	31	133	115	106		
088 PRECINCT 88	206	45	243	184	202		
089 PRECINCT 90	145	33	147	117	133		
090 PRECINCT 91	199	50	228	207	191		
091 PRECINCT 92	199	49	211	137	171		
Absentee	0	0	0	0	0		
Total	13,220	3,329	14,814	11,615	12,187		



BERT D. (Bob) BEACH -D	SHEIRL FLETCHER -R	Total
172	190	1,018
153	201	1,053
70	70	395
247	280	1,689
111	149	783
113	151	757
200	234	1,314
113	150	838
189	242	1,306
197	179	1,143
0	0	0
13,886	13,979	83,030

Precinct Totals by Race Report

11/07/2000

OFFICIAL RESULTS

All Total Groups  
Monongalia

Race  
CIRCUIT JUDGE CIRCUIT 17 DIV. 1

Precinct

Votes by Candidate

ROBERT B. STONE -R

Total

001 PRECINCT 1	397	397
002 PRECINCT 2	325	325
003 PRECINCT 3	219	219
004 PRECINCT 4	365	365
005 PRECINCT 5	234	234
006 PRECINCT 6	94	94
007 PRECINCT 7	86	86
008 PRECINCT 8	248	248
009 PRECINCT 9	205	205
010 PRECINCT 10	63	63
011 PRECINCT 12	98	98
012 PRECINCT 13	148	148
013 PRECINCT 14	134	134
014 PRECINCT 15	250	250
015 PRECINCT 16	230	230
016 PRECINCT 17	215	215
017 PRECINCT 18	93	93
018 PRECINCT 20	107	107
019 PRECINCT 21	153	153
020 PRECINCT 22	73	73

492

Precinct Totals by Race Report  
11/07/2000All Total Groups  
MonongaliaGENERAL ELECTION  
11/20/2000 11:06:29AM Page: 69 of 113

## OFFICIAL RESULTS

## Race

## CIRCUIT JUDGE CIRCUIT 17 DIV. 1

PrecinctVotes by Candidate

ROBERT B. STONE -R

## Total

021 PRECINCT 23	283	283
022 PRECINCT 24	337	337
023 PRECINCT 25	258	258
024 PRECINCT 26	164	164
025 PRECINCT 27	228	228
026 PRECINCT 28	235	235
027 PRECINCT 29	177	177
028 PRECINCT 30	126	126
029 PRECINCT 31	235	235
030 PRECINCT 32	177	177
031 PRECINCT 33	334	334
032 PRECINCT 34	281	281
033 PRECINCT 35	207	207
034 PRECINCT 36	169	169
035 PRECINCT 37	256	256
036 PRECINCT 38A	379	379
037 PRECINCT 38B	314	314
038 PRECINCT 39	364	364
039 PRECINCT 40	104	104
040 PRECINCT 41	100	100

Precinct Totals by Race Report  
11/07/2000  
OFFICIAL RESULTS

All Total Groups  
Monongalia

<u>Race</u>	<u>CIRCUIT JUDGE CIRCUIT 17 DIV. 1</u>		<u>Votes by Candidate</u>	<u>Total</u>
<u>Precinct</u>			ROBERT B. STONE -R	
041 PRECINCT 42			166	166
042 PRECINCT 44			318	318
043 PRECINCT 46			151	151
044 PRECINCT 47			167	167
045 PRECINCT 48			101	101
046 PRECINCT 49			60	60
047 PRECINCT 51			118	118
048 PRECINCT 52			149	149
049 PRECINCT 53			164	164
050 PRECINCT 54			220	220
051 PRECINCT 55			164	164
052 PRECINCT 56			45	45
053 PRECINCT 58			63	63
054 PRECINCT 59			382	382
055 PRECINCT 60			205	205
056 PRECINCT 61A			316	316
057 PRECINCT 61B			269	269
058 PRECINCT 62A			247	247
059 PRECINCT 62B			219	219
060 PRECINCT 63			144	144

494

Precinct Totals by Race Report  
11/07/2000All Total Groups  
MonongaliaGENERAL ELECTION  
11/20/2000 11:06:29AM Page: 71 of 113

## OFFICIAL RESULTS

<u>Race</u>		<u>Precinct</u>		<u>Votes by Candidate</u>		<u>Total</u>	
CIRCUIT JUDGE CIRCUIT 17 DIV. 1				ROBERT B. STONE -R			
061	PRECINCT 64			136		136	
062	PRECINCT 67			266		266	
063	PRECINCT 68			341		341	
064	PRECINCT 69			246		246	
065	PRECINCT 70			219		219	
066	PRECINCT 71			242		242	
067	PRECINCT 72			143		143	
068	PRECINCT 73			280		280	
069	PRECINCT 74			177		177	
070	PRECINCT 75			173		173	
071	PRECINCT 76			71		71	
072	PRECINCT 77A			391		391	
073	PRECINCT 77B			368		368	
074	PRECINCT 78A			293		293	
075	PRECINCT 78B			215		215	
076	PRECINCT 79A			340		340	
077	PRECINCT 79B			463		463	
078	PRECINCT 80			266		266	
079	PRECINCT 81			272		272	
080	PRECINCT 82			188		188	

Precinct Totals by Race Report  
11/07/2000  
OFFICIAL RESULTS

All Total Groups  
Monongalia

<u>Race</u>	<u>CIRCUIT JUDGE CIRCUIT 17 DIV. 1</u>	
<u>Precinct</u>	<u>Votes by Candidate</u> ROBERT B. STONE -R	<u>Total</u>
081 PRECINCT 83A	250	250
082 PRECINCT 83B	248	248
083 PRECINCT 84	274	274
084 PRECINCT 85	81	81
085 PRECINCT 86	405	405
086 PRECINCT 87A	185	185
087 PRECINCT 87B	210	210
088 PRECINCT 88	332	332
089 PRECINCT 90	203	203
090 PRECINCT 91	331	331
091 PRECINCT 92	262	262
Absentee	0	0
<b>Total</b>	<b>20,004</b>	<b>20,004</b>

OFFICIAL RESULTS

<u>Race</u>		<u>Precinct</u>		<u>Votes by Candidate</u>		<u>Total</u>
CIRCUIT JUDGE CIRCUIT 17 DIV. 2				RUSSELL M. CLAWGES, JR. -D		
	001 PRECINCT 1			399		399
	002 PRECINCT 2			332		332
	003 PRECINCT 3			233		233
	004 PRECINCT 4			376		376
	005 PRECINCT 5			253		253
	006 PRECINCT 6			104		104
	007 PRECINCT 7			114		114
	008 PRECINCT 8			253		253
	009 PRECINCT 9			222		222
	010 PRECINCT 10			72		72
	011 PRECINCT 12			106		106
	012 PRECINCT 13			158		158
	013 PRECINCT 14			149		149
	014 PRECINCT 15			284		284
	015 PRECINCT 16			237		237
	016 PRECINCT 17			211		211
	017 PRECINCT 18			117		117
	018 PRECINCT 20			111		111
	019 PRECINCT 21			149		149
	020 PRECINCT 22			85		85

Precinct Totals by Race Report  
11/07/2000  
OFFICIAL RESULTS

All Total Groups  
Monongalia

Race		Votes by Candidate	
Precinct		RUSSELL M. CLAWGES, JR. -D	Total
021 PRECINCT 23		286	286
022 PRECINCT 24		338	338
023 PRECINCT 25		292	292
024 PRECINCT 26		156	156
025 PRECINCT 27		227	227
026 PRECINCT 28		206	206
027 PRECINCT 29		192	192
028 PRECINCT 30		131	131
029 PRECINCT 31		280	280
030 PRECINCT 32		189	189
031 PRECINCT 33		352	352
032 PRECINCT 34		286	286
033 PRECINCT 35		193	193
034 PRECINCT 36		158	158
035 PRECINCT 37		244	244
036 PRECINCT 38A		379	379
037 PRECINCT 38B		333	333
038 PRECINCT 39		355	355
039 PRECINCT 40		113	113
040 PRECINCT 41		111	111



498

All Total Groups  
Monongalia

Precinct Totals by Race Report  
11/07/2000

OFFICIAL RESULTS

GENERAL ELECTION  
11/20/2000 11:06:29AM Page: 75 of 113

Race

CIRCUIT JUDGE CIRCUIT 17 DIV. 2

Precinct

Votes by Candidate

RUSSELL M. CLAWGES, JR.  
-D

Total

041 PRECINCT 42	187	187
042 PRECINCT 44	352	352
043 PRECINCT 46	188	188
044 PRECINCT 47	213	213
045 PRECINCT 48	134	134
046 PRECINCT 49	70	70
047 PRECINCT 51	125	125
048 PRECINCT 52	161	161
049 PRECINCT 53	176	176
050 PRECINCT 54	214	214
051 PRECINCT 55	162	162
052 PRECINCT 56	53	53
053 PRECINCT 58	57	57
054 PRECINCT 59	393	393
055 PRECINCT 60	213	213
056 PRECINCT 61A	318	318
057 PRECINCT 61B	281	281
058 PRECINCT 62A	235	235
059 PRECINCT 62B	221	221
060 PRECINCT 63	154	154

Precinct Totals by Race Report  
11/07/2000  
OFFICIAL RESULTS

All Total Groups  
Monongalia

Race  
CIRCUIT JUDGE CIRCUIT 17 DIV. 2

<u>Precinct</u>	<u>Votes by Candidate</u> RUSSELL M. CLAWGES, JR. -D	Total
061 PRECINCT 64	167	167
062 PRECINCT 67	307	307
063 PRECINCT 68	322	322
064 PRECINCT 69	285	285
065 PRECINCT 70	241	241
066 PRECINCT 71	260	260
067 PRECINCT 72	157	157
068 PRECINCT 73	297	297
069 PRECINCT 74	206	206
070 PRECINCT 75	168	168
071 PRECINCT 76	89	89
072 PRECINCT 77A	372	372
073 PRECINCT 77B	342	342
074 PRECINCT 78A	278	278
075 PRECINCT 78B	199	199
076 PRECINCT 79A	321	321
077 PRECINCT 79B	434	434
078 PRECINCT 80	288	288
079 PRECINCT 81	264	264
080 PRECINCT 82	180	180

500

GENERAL ELECTION  
11/20/2000 11:06:29AM

Page: 77 of 113

Precinct Totals by Race Report  
11/07/2000All Total Groups  
Monongalia

## OFFICIAL RESULTS

<u>Race</u>	<u>Precinct</u>	<u>Votes by Candidate</u>	<u>Total</u>
		RUSSELL M. CLAWGES, JR. -D	
	081 PRECINCT 83A	252	252
	082 PRECINCT 83B	258	258
	083 PRECINCT 84	263	263
	084 PRECINCT 85	86	86
	085 PRECINCT 86	401	401
	086 PRECINCT 87A	187	187
	087 PRECINCT 87B	199	199
	088 PRECINCT 88	337	337
	089 PRECINCT 90	195	195
	090 PRECINCT 91	314	314
	091 PRECINCT 92	283	283
	Absentee	0	0
	<b>Total</b>	<b>20,645</b>	<b>20,645</b>

Precinct Totals by Race Report  
11/07/2000  
OFFICIAL RESULTS

All Total Groups  
Monongalia

Race COUNTY COMMISSIONER <u>Precinct</u>	<u>Votes by Candidate</u>		Total
	ASEL KENNEDY -D	PAUL N. KAPNICKY -R	
001 PRECINCT 1	370	138	508
002 PRECINCT 2	321	120	441
003 PRECINCT 3	211	79	290
004 PRECINCT 4	372	96	468
005 PRECINCT 5	248	69	317
006 PRECINCT 6	96	35	131
007 PRECINCT 7	102	31	133
008 PRECINCT 8	245	83	328
009 PRECINCT 9	186	86	272
010 PRECINCT 10	69	16	85
011 PRECINCT 12	88	47	135
012 PRECINCT 13	132	57	189
013 PRECINCT 14	136	49	185
014 PRECINCT 15	248	107	355
015 PRECINCT 16	197	92	289
016 PRECINCT 17	176	87	263
017 PRECINCT 18	97	39	136
018 PRECINCT 20	90	45	135
019 PRECINCT 21	120	73	193
020 PRECINCT 22	55	36	91

Precinct Totals by Race Report  
11/07/2000All Total Groups  
MonongaliaGENERAL ELECTION  
11/20/2000 11:06:29AM Page: 79 of 113

## OFFICIAL RESULTS

<u>Race</u>		<u>Votes by Candidate</u>		
COUNTY COMMISSIONER				
<u>Precinct</u>		ASEL KENNEDY -D	PAUL N. KAPNICKY -R	Total
021 PRECINCT 23		244	134	378
022 PRECINCT 24		265	134	399
023 PRECINCT 25		239	112	351
024 PRECINCT 26		137	77	214
025 PRECINCT 27		207	81	288
026 PRECINCT 28		194	82	276
027 PRECINCT 29		172	54	226
028 PRECINCT 30		113	43	156
029 PRECINCT 31		260	76	336
030 PRECINCT 32		170	74	244
031 PRECINCT 33		317	114	431
032 PRECINCT 34		258	99	357
033 PRECINCT 35		161	102	263
034 PRECINCT 36		112	90	202
035 PRECINCT 37		237	85	322
036 PRECINCT 38A		303	173	476
037 PRECINCT 38B		297	117	414
038 PRECINCT 39		280	154	434
039 PRECINCT 40		97	38	135
040 PRECINCT 41		85	49	134

503

GENERAL ELECTION  
11/20/2000 11:06:29AM Page: 80 of 113

Precinct Totals by Race Report  
11/07/2000  
OFFICIAL RESULTS

All Total Groups  
Monongalia

<u>Race</u> COUNTY COMMISSIONER		<u>Votes by Candidate</u>		
<u>Precinct</u>		ASEL KENNEDY -D	PAUL N. KAPNICKY -R	Total
041 PRECINCT 42		153	66	219
042 PRECINCT 44		293	143	436
043 PRECINCT 46		148	77	225
044 PRECINCT 47		190	57	247
045 PRECINCT 48		118	31	149
046 PRECINCT 49		55	27	82
047 PRECINCT 51		103	52	155
048 PRECINCT 52		131	66	197
049 PRECINCT 53		145	77	222
050 PRECINCT 54		169	121	290
051 PRECINCT 55		120	85	205
052 PRECINCT 56		44	16	60
053 PRECINCT 58		49	31	80
054 PRECINCT 59		336	152	488
055 PRECINCT 60		179	87	266
056 PRECINCT 61A		249	144	393
057 PRECINCT 61B		235	108	343
058 PRECINCT 62A		203	104	307
059 PRECINCT 62B		197	76	273
060 PRECINCT 63		132	58	190

Precinct Totals by Race Report  
11/07/2000All Total Groups  
Monongalia

Page: 81 of 113

GENERAL ELECTION  
11/20/2000 11:06:29AM

## OFFICIAL RESULTS

Race

## COUNTY COMMISSIONER

PrecinctVotes by Candidate

ASEL KENNEDY -D

PAUL N. KAPNICKY -R

Total

061 PRECINCT 64	167	41	208
062 PRECINCT 67	262	92	354
063 PRECINCT 68	261	151	412
064 PRECINCT 69	273	74	347
065 PRECINCT 70	208	86	294
066 PRECINCT 71	238	80	318
067 PRECINCT 72	150	44	194
068 PRECINCT 73	249	104	353
069 PRECINCT 74	178	70	248
070 PRECINCT 75	137	78	215
071 PRECINCT 76	71	26	97
072 PRECINCT 77A	320	159	479
073 PRECINCT 77B	278	176	454
074 PRECINCT 78A	213	152	365
075 PRECINCT 78B	151	101	252
076 PRECINCT 79A	254	175	429
077 PRECINCT 79B	331	199	530
078 PRECINCT 80	232	115	347
079 PRECINCT 81	219	125	344
080 PRECINCT 82	183	69	252

Precinct Totals by Race Report  
11/07/2000  
OFFICIAL RESULTS

All Total Groups  
Monongalia

Race COUNTY COMMISSIONER Precinct	Votes by Candidate		Total
	ASEL KENNEDY -D	PAUL N. KAPNICKY -R	
081 PRECINCT 83A	198	119	317
082 PRECINCT 83B	212	97	309
083 PRECINCT 84	197	138	335
084 PRECINCT 85	83	41	124
085 PRECINCT 86	338	153	491
086 PRECINCT 87A	141	87	228
087 PRECINCT 87B	148	81	229
088 PRECINCT 88	252	139	391
089 PRECINCT 90	167	75	242
090 PRECINCT 91	266	125	391
091 PRECINCT 92	240	98	338
Absentee	0	0	0
Total	17,573	8,121	25,694



Precinct Totals by Race Report  
11/07/2000

All Total Groups  
Monongalia

OFFICIAL RESULTS

<u>Race</u>		<u>Precinct</u>		<u>Votes by Candidate</u>		<u>Total</u>	
PROSECUTING ATTORNEY				MARCIA L. ASHDOWN -D			
001	PRECINCT 1			392		392	
002	PRECINCT 2			335		335	
003	PRECINCT 3			218		218	
004	PRECINCT 4			361		361	
005	PRECINCT 5			260		260	
006	PRECINCT 6			103		103	
007	PRECINCT 7			108		108	
008	PRECINCT 8			262		262	
009	PRECINCT 9			216		216	
010	PRECINCT 10			71		71	
011	PRECINCT 12			112		112	
012	PRECINCT 13			159		159	
013	PRECINCT 14			152		152	
014	PRECINCT 15			280		280	
015	PRECINCT 16			239		239	
016	PRECINCT 17			210		210	
017	PRECINCT 18			115		115	
018	PRECINCT 20			110		110	
019	PRECINCT 21			143		143	
020	PRECINCT 22			80		80	

Precinct Totals by Race Report  
11/07/2000

OFFICIAL RESULTS

All Total Groups  
Monongalia

<u>Race</u>	<u>Votes by Candidate</u>	
<u>PROSECUTING ATTORNEY</u>		
<u>Precinct</u>	MARCIA L. ASHDOWN -D	Total
021 PRECINCT 23	280	280
022 PRECINCT 24	331	331
023 PRECINCT 25	283	283
024 PRECINCT 26	150	150
025 PRECINCT 27	213	213
026 PRECINCT 28	203	203
027 PRECINCT 29	184	184
028 PRECINCT 30	123	123
029 PRECINCT 31	283	283
030 PRECINCT 32	187	187
031 PRECINCT 33	339	339
032 PRECINCT 34	271	271
033 PRECINCT 35	193	193
034 PRECINCT 36	143	143
035 PRECINCT 37	248	248
036 PRECINCT 38A	366	366
037 PRECINCT 38B	330	330
038 PRECINCT 39	342	342
039 PRECINCT 40	105	105
040 PRECINCT 41	109	109

OFFICIAL RESULTS

<u>Race</u>		<u>Precinct</u>		<u>Votes by Candidate</u>	<u>Total</u>
PROSECUTING ATTORNEY				MARCIA L. ASHDOWN -D	
041	PRECINCT 42			178	178
042	PRECINCT 44			347	347
043	PRECINCT 46			185	185
044	PRECINCT 47			189	189
045	PRECINCT 48			134	134
046	PRECINCT 49			75	75
047	PRECINCT 51			126	126
048	PRECINCT 52			164	164
049	PRECINCT 53			170	170
050	PRECINCT 54			218	218
051	PRECINCT 55			156	156
052	PRECINCT 56			47	47
053	PRECINCT 58			57	57
054	PRECINCT 59			377	377
055	PRECINCT 60			207	207
056	PRECINCT 61A			301	301
057	PRECINCT 61B			266	266
058	PRECINCT 62A			225	225
059	PRECINCT 62B			198	198
060	PRECINCT 63			136	136

Precinct Totals by Race Report  
11/07/2000

OFFICIAL RESULTS

All Total Groups  
Monongalia

<u>Race</u>		
PROSECUTING ATTORNEY		
<u>Precinct</u>	<u>Votes by Candidate</u>	
	MARCIA L. ASHDOWN -D	Total
061 PRECINCT 64	153	153
062 PRECINCT 67	295	295
063 PRECINCT 68	297	297
064 PRECINCT 69	279	279
065 PRECINCT 70	236	236
066 PRECINCT 71	252	252
067 PRECINCT 72	150	150
068 PRECINCT 73	286	286
069 PRECINCT 74	191	191
070 PRECINCT 75	164	164
071 PRECINCT 76	83	83
072 PRECINCT 77A	366	366
073 PRECINCT 77B	336	336
074 PRECINCT 78A	270	270
075 PRECINCT 78B	180	180
076 PRECINCT 79A	304	304
077 PRECINCT 79B	400	400
078 PRECINCT 80	256	256
079 PRECINCT 81	253	253
080 PRECINCT 82	180	180

510

GENERAL ELECTION  
11/20/2000 11:06:29AM

Page: 87 of 113

Precinct Totals by Race Report  
11/07/2000

All Total Groups  
Monongalia

OFFICIAL RESULTS

Race		PROSECUTING ATTORNEY	
Precinct	Votes by Candidate	Total	
	MARCIA L. ASHDOWN -D		
081 PRECINCT 83A	245	245	
082 PRECINCT 83B	252	252	
083 PRECINCT 84	253	253	
084 PRECINCT 85	85	85	
085 PRECINCT 86	378	378	
086 PRECINCT 87A	184	184	
087 PRECINCT 87B	188	188	
088 PRECINCT 88	320	320	
089 PRECINCT 90	190	190	
090 PRECINCT 91	295	295	
091 PRECINCT 92	278	278	
Absentee	0	0	
Total	19,964	19,964	

Precinct Totals by Race Report  
11/07/2000  
OFFICIAL RESULTS

All Total Groups  
Monongalia

<u>Race</u> SHERIFF	<u>Votes by Candidate</u> JOSEPH (Joe) BARTOLO -D	Total
<u>Precinct</u>		
001 PRECINCT 1	398	398
002 PRECINCT 2	338	338
003 PRECINCT 3	216	216
004 PRECINCT 4	350	350
005 PRECINCT 5	249	249
006 PRECINCT 6	102	102
007 PRECINCT 7	110	110
008 PRECINCT 8	263	263
009 PRECINCT 9	206	206
010 PRECINCT 10	71	71
011 PRECINCT 12	109	109
012 PRECINCT 13	157	157
013 PRECINCT 14	147	147
014 PRECINCT 15	278	278
015 PRECINCT 16	238	238
016 PRECINCT 17	201	201
017 PRECINCT 18	114	114
018 PRECINCT 20	111	111
019 PRECINCT 21	142	142
020 PRECINCT 22	81	81

512

Precinct Totals by Race Report  
11/07/2000All Total Groups  
MonongaliaGENERAL ELECTION  
11/20/2000 11:06:29AM Page: 89 of 113

## OFFICIAL RESULTS

Race  
SHERIFFPrecinctVotes by Candidate

JOSEPH (Joe) BARTOLO -D

Total

021 PRECINCT 23	274	274
022 PRECINCT 24	327	327
023 PRECINCT 25	277	277
024 PRECINCT 26	159	159
025 PRECINCT 27	202	202
026 PRECINCT 28	203	203
027 PRECINCT 29	187	187
028 PRECINCT 30	123	123
029 PRECINCT 31	272	272
030 PRECINCT 32	191	191
031 PRECINCT 33	351	351
032 PRECINCT 34	277	277
033 PRECINCT 35	207	207
034 PRECINCT 36	148	148
035 PRECINCT 37	258	258
036 PRECINCT 38A	381	381
037 PRECINCT 38B	342	342
038 PRECINCT 39	346	346
039 PRECINCT 40	118	118
040 PRECINCT 41	119	119

Precinct Totals by Race Report  
11/07/2000

OFFICIAL RESULTS

All Total Groups  
Monongalia

Race  
SHERIFF

Precinct

Votes by Candidate

JOSEPH (Joe) BARTOLO -D

Total

041 PRECINCT 42	189	189
042 PRECINCT 44	356	356
043 PRECINCT 46	189	189
044 PRECINCT 47	211	211
045 PRECINCT 48	144	144
046 PRECINCT 49	71	71
047 PRECINCT 51	135	135
048 PRECINCT 52	164	164
049 PRECINCT 53	184	184
050 PRECINCT 54	233	233
051 PRECINCT 55	169	169
052 PRECINCT 56	50	50
053 PRECINCT 58	58	58
054 PRECINCT 59	382	382
055 PRECINCT 60	211	211
056 PRECINCT 61A	299	299
057 PRECINCT 61B	268	268
058 PRECINCT 62A	232	232
059 PRECINCT 62B	212	212
060 PRECINCT 63	152	152



514

All Total Groups  
Monongalia

Precinct Totals by Race Report  
11/07/2000

OFFICIAL RESULTS

Race		SHERIFF	
Precinct	Votes by Candidate	Total	
	JOSEPH (Joe) BARTOLO -D		
061 PRECINCT 64	166	166	
062 PRECINCT 67	296	296	
063 PRECINCT 68	315	315	
064 PRECINCT 69	288	288	
065 PRECINCT 70	245	245	
066 PRECINCT 71	273	273	
067 PRECINCT 72	168	168	
068 PRECINCT 73	275	275	
069 PRECINCT 74	208	208	
070 PRECINCT 75	177	177	
071 PRECINCT 76	86	86	
072 PRECINCT 77A	380	380	
073 PRECINCT 77B	343	343	
074 PRECINCT 78A	268	268	
075 PRECINCT 78B	188	188	
076 PRECINCT 79A	308	308	
077 PRECINCT 79B	426	426	
078 PRECINCT 80	270	270	
079 PRECINCT 81	264	264	
080 PRECINCT 82	189	189	

Precinct Totals by Race Report  
11/07/2000  
OFFICIAL RESULTS

All Total Groups  
Monongalia

<u>Race</u>			
SHERIFF			
<u>Precinct</u>	<u>Votes by Candidate</u>		
	JOSEPH (Joe) BARTOLO -D	Total	
081 PRECINCT 83A	247	247	
082 PRECINCT 83B	259	259	
083 PRECINCT 84	261	261	
084 PRECINCT 85	38	88	
085 PRECINCT 86	373	373	
086 PRECINCT 87A	174	174	
087 PRECINCT 87B	200	200	
088 PRECINCT 88	325	325	
089 PRECINCT 90	187	187	
090 PRECINCT 91	296	296	
091 PRECINCT 92	287	287	
Absentee	0	0	
Total	20,382	20,382	

516

Precinct Totals by Race Report  
11/07/2000

All Total Groups  
Monongalia

OFFICIAL RESULTS

<u>Race</u> ASSESSOR	<u>Precinct</u>		<u>Votes by Candidate</u>	<u>Total</u>
			RODNEY A. PYLES -D	
	001 PRECINCT 1	383		383
	002 PRECINCT 2	320		320
	003 PRECINCT 3	210		210
	004 PRECINCT 4	355		355
	005 PRECINCT 5	231		231
	006 PRECINCT 6	102		102
	007 PRECINCT 7	106		106
	008 PRECINCT 8	250		250
	009 PRECINCT 9	206		206
	010 PRECINCT 10	72		72
	011 PRECINCT 12	110		110
	012 PRECINCT 13	153		153
	013 PRECINCT 14	143		143
	014 PRECINCT 15	275		275
	015 PRECINCT 16	229		229
	016 PRECINCT 17	208		208
	017 PRECINCT 18	119		119
	018 PRECINCT 20	116		116
	019 PRECINCT 21	154		154
	020 PRECINCT 22	81		81

Precinct Totals by Race Report  
11/07/2000  
OFFICIAL RESULTS

All Total Groups  
Montongalia

<u>Race</u> <u>ASSESSOR</u> <u>Precinct</u>	<u>Votes by Candidate</u> RODNEY A. PYLES -D	<u>Total</u>
021 PRECINCT 23	271	271
022 PRECINCT 24	309	309
023 PRECINCT 25	277	277
024 PRECINCT 26	150	150
025 PRECINCT 27	208	208
026 PRECINCT 28	192	192
027 PRECINCT 29	183	183
028 PRECINCT 30	128	128
029 PRECINCT 31	280	280
030 PRECINCT 32	186	186
031 PRECINCT 33	338	338
032 PRECINCT 34	280	280
033 PRECINCT 35	196	196
034 PRECINCT 36	146	146
035 PRECINCT 37	239	239
036 PRECINCT 38A	362	362
037 PRECINCT 38B	327	327
038 PRECINCT 39	327	327
039 PRECINCT 40	119	119
040 PRECINCT 41	116	116

518

Precinct Totals by Race Report  
11/07/2000All Total Groups  
MonongaliaGENERAL ELECTION  
11/20/2000 11:06:29AM Page: 95 of 113

## OFFICIAL RESULTS

Race ASSESSOR <u>Precinct</u>	<u>Votes by Candidate</u>		Total
	RODNEY A. PYLES -D		
041 PRECINCT 42	185		185
042 PRECINCT 44	349		349
043 PRECINCT 46	176		176
044 PRECINCT 47	204		204
045 PRECINCT 48	133		133
046 PRECINCT 49	70		70
047 PRECINCT 51	125		125
048 PRECINCT 52	158		158
049 PRECINCT 53	177		177
050 PRECINCT 54	219		219
051 PRECINCT 55	161		161
052 PRECINCT 56	54		54
053 PRECINCT 58	55		55
054 PRECINCT 59	362		362
055 PRECINCT 60	191		191
056 PRECINCT 61A	293		293
057 PRECINCT 61B	256		256
058 PRECINCT 62A	229		229
059 PRECINCT 62B	205		205
060 PRECINCT 63	148		148

Precinct Totals by Race Report  
11/07/2000  
OFFICIAL RESULTS

All Total Groups  
Monongalia

<u>Race</u> <u>ASSESSOR</u>	<u>Votes by Candidate</u>	
<u>Precinct</u>	RODNEY A. PYLES -D	Total
061 PRECINCT 64	166	166
062 PRECINCT 67	298	298
063 PRECINCT 68	297	297
064 PRECINCT 69	283	283
065 PRECINCT 70	240	240
066 PRECINCT 71	246	246
067 PRECINCT 72	156	156
068 PRECINCT 73	287	287
069 PRECINCT 74	195	195
070 PRECINCT 75	168	168
071 PRECINCT 76	86	86
072 PRECINCT 77A	375	375
073 PRECINCT 77B	331	331
074 PRECINCT 78A	266	266
075 PRECINCT 78B	188	188
076 PRECINCT 79A	296	296
077 PRECINCT 79B	395	395
078 PRECINCT 80	257	257
079 PRECINCT 81	256	256
080 PRECINCT 82	175	175

Precinct Totals by Race Report  
11/07/2000All Total Groups  
Monongalia

## OFFICIAL RESULTS

<u>Race</u> ASSESSOR <u>Precinct</u>	<u>Votes by Candidate</u> RODNEY A. PYLES -D	Total
081 PRECINCT 83A	243	243
082 PRECINCT 83B	252	252
083 PRECINCT 84	251	251
084 PRECINCT 85	74	74
085 PRECINCT 86	371	371
086 PRECINCT 87A	176	176
087 PRECINCT 87B	186	186
088 PRECINCT 88	312	312
089 PRECINCT 90	176	176
090 PRECINCT 91	294	294
091 PRECINCT 92	275	275
Absentee	0	0
Total	19,778	19,778

Precinct Totals by Race Report  
11/07/2000

OFFICIAL RESULTS

All Total Groups  
Monongalia

<u>Race</u> <u>MAGISTRATE</u> <u>Precinct</u>	<u>Votes by Candidate</u> ALAN K. LINDAMOOD -D	ALAN WHEELER -D	DARRIS SUMMERS -D	HERSHEL R. MULLINS -D	MIKE ROBERTS -R
001 PRECINCT 1	324	286	230	258	369
002 PRECINCT 2	272	245	203	261	298
003 PRECINCT 3	165	160	116	149	211
004 PRECINCT 4	282	248	215	250	308
005 PRECINCT 5	202	184	150	177	198
006 PRECINCT 6	85	69	72	70	72
007 PRECINCT 7	80	87	74	76	60
008 PRECINCT 8	203	212	149	183	217
009 PRECINCT 9	182	188	143	165	154
010 PRECINCT 10	62	57	49	49	43
011 PRECINCT 12	84	70	67	68	75
012 PRECINCT 13	113	118	106	117	100
013 PRECINCT 14	118	114	98	104	104
014 PRECINCT 15	242	221	189	211	209
015 PRECINCT 16	192	163	140	161	183
016 PRECINCT 17	166	162	135	161	152
017 PRECINCT 18	88	88	77	79	55
018 PRECINCT 20	85	89	70	79	75
019 PRECINCT 21	110	110	91	91	122
020 PRECINCT 22	62	52	50	50	51



Total	
1,467	
1,279	
801	
1,303	
911	
368	
377	
964	
832	
260	
364	
554	
538	
1,072	
839	
778	
387	
398	
524	
265	

Precinct Totals by Race Report  
11/07/2000  
OFFICIAL RESULTS

All Total Groups  
Monongalia

Race MAGISTRATE	Precinct					Votes by Candidate				
Precinct	ALAN K. LINDAMOOD -D					ALAN WHEELER -D				
021 PRECINCT 23	215					207	171	182	248	
022 PRECINCT 24	221					219	197	210	286	
023 PRECINCT 25	203					271	220	215	182	
024 PRECINCT 26	114					130	99	110	138	
025 PRECINCT 27	178					180	131	160	209	
026 PRECINCT 28	164					168	125	132	199	
027 PRECINCT 29	137					176	161	132	105	
028 PRECINCT 30	101					107	90	98	83	
029 PRECINCT 31	229					230	182	212	198	
030 PRECINCT 32	149					160	135	158	132	
031 PRECINCT 33	271					254	218	239	265	
032 PRECINCT 34	207					212	197	204	203	
033 PRECINCT 35	162					147	128	132	173	
034 PRECINCT 36	103					94	90	91	140	
035 PRECINCT 37	196					180	178	177	195	
036 PRECINCT 38A	287					286	261	252	287	
037 PRECINCT 38B	254					231	212	223	256	
038 PRECINCT 39	250					237	213	205	295	
039 PRECINCT 40	83					92	80	91	69	
040 PRECINCT 41	68					83	63	78	73	

Total	
1,023	
1,133	
1,091	
591	
858	
788	
711	
479	
1,051	
734	
1,247	
1,023	
742	
518	
926	
1,373	
1,176	
1,200	
415	
365	

525

Precinct Totals by Race Report  
11/07/2000  
OFFICIAL RESULTS

All Total Groups  
Monongalia

<u>Race</u> <u>MAGISTRATE</u> <u>Precinct</u>	<u>Votes by Candidate</u> ALAN K. LINDAMOOD -D	ALAN WHEELER -D	DARRIS SUMMERS -D	HERSHEL R. MULLINS -D	MIKE ROBERTS -R
041 PRECINCT 42	128	135	117	136	128
042 PRECINCT 44	271	267	242	286	197
043 PRECINCT 46	159	155	145	156	100
044 PRECINCT 47	168	178	168	186	108
045 PRECINCT 48	112	110	113	126	58
046 PRECINCT 49	54	50	49	55	41
047 PRECINCT 51	85	94	77	104	74
048 PRECINCT 52	114	118	97	123	103
049 PRECINCT 53	125	123	116	113	129
050 PRECINCT 54	157	169	150	169	161
051 PRECINCT 55	119	125	112	130	109
052 PRECINCT 56	37	40	35	42	29
053 PRECINCT 58	57	52	43	49	43
054 PRECINCT 59	323	271	239	258	297
055 PRECINCT 60	170	145	117	149	186
056 PRECINCT 61A	270	225	194	198	247
057 PRECINCT 61B	226	188	176	195	200
058 PRECINCT 62A	205	155	153	146	184
059 PRECINCT 62B	185	165	130	150	160
060 PRECINCT 63	112	103	119	99	110

Total	644	1,263	715	808	519	249	434	555	606	806	595	183	244	1,388	767	1,134	985	843	790	543
-------	-----	-------	-----	-----	-----	-----	-----	-----	-----	-----	-----	-----	-----	-------	-----	-------	-----	-----	-----	-----

Precinct Totals by Race Report  
11/07/2000  
OFFICIAL RESULTS

All Total Groups  
Monongalia

<u>Race</u> <u>MAGISTRATE</u> <u>Precinct</u>	<u>Votes by Candidate</u> ALAN K. LINDAMOOD -D	ALAN WHEELER -D	DARRIS SUMMERS -D	HERSHEL R. MULLINS -D	MIKE ROBERTS -R
061 PRECINCT 64	136	131	124	152	106
062 PRECINCT 67	230	246	220	258	165
063 PRECINCT 68	213	212	185	235	251
064 PRECINCT 69	235	241	195	262	182
065 PRECINCT 70	168	148	165	193	180
066 PRECINCT 71	188	180	177	210	178
067 PRECINCT 72	110	113	108	136	95
068 PRECINCT 73	209	220	183	253	225
069 PRECINCT 74	166	154	150	193	114
070 PRECINCT 75	119	121	102	151	135
071 PRECINCT 76	74	69	67	69	39
072 PRECINCT 77A	283	277	240	269	312
073 PRECINCT 77B	257	237	222	248	297
074 PRECINCT 78A	207	185	139	191	242
075 PRECINCT 78B	139	141	102	129	174
076 PRECINCT 79A	216	217	202	216	265
077 PRECINCT 79B	294	274	231	299	372
078 PRECINCT 80	205	206	171	180	223
079 PRECINCT 81	195	195	164	207	230
080 PRECINCT 82	138	148	126	150	153

Total	649	1,119	1,096	1,115	854	933	562	1,090	777	628	318	1,381	1,261	964	685	1,116	1,470	985	991	715
-------	-----	-------	-------	-------	-----	-----	-----	-------	-----	-----	-----	-------	-------	-----	-----	-------	-------	-----	-----	-----

Precinct Totals by Race Report

11/07/2000

529

All Total Groups  
Monongalia

OFFICIAL RESULTS

Race MAGISTRATE Precinct	Votes by Candidate				
	ALAN K. LINDAMOOD -D	ALAN WHEELER -D	DARRIS SUMMERS -D	HERSHEL R. MULLINS -D	MIKE ROBERTS -R
081 PRECINCT 83A	177	172	143	181	209
082 PRECINCT 83B	185	176	150	197	191
083 PRECINCT 84	176	163	164	159	216
084 PRECINCT 85	72	75	54	76	66
085 PRECINCT 86	303	278	225	265	321
086 PRECINCT 87A	142	131	90	128	157
087 PRECINCT 87B	138	128	103	125	163
088 PRECINCT 88	232	238	194	218	245
089 PRECINCT 90	135	141	103	123	170
090 PRECINCT 91	248	211	197	191	267
091 PRECINCT 92	206	199	180	259	210
Absentee	0	0	0	0	0
Total	15,584	15,082	13,043	14,853	15,609



Total

882

899

878

343

1,392

648

657

1,127

672

1,114

1,054

0

74,171

Precinct Totals by Race Report

11/07/2000

OFFICIAL RESULTS

All Total Groups  
Monongalia

Race  
SURVEYOR

Precinct

Votes by Candidate

JOHN W. HORNE, SR. -D

Total

001 PRECINCT 1	381	381
002 PRECINCT 2	320	320
003 PRECINCT 3	213	213
004 PRECINCT 4	343	343
005 PRECINCT 5	233	233
006 PRECINCT 6	99	99
007 PRECINCT 7	103	103
008 PRECINCT 8	250	250
009 PRECINCT 9	214	214
010 PRECINCT 10	69	69
011 PRECINCT 12	108	108
012 PRECINCT 13	157	157
013 PRECINCT 14	146	146
014 PRECINCT 15	272	272
015 PRECINCT 16	221	221
016 PRECINCT 17	207	207
017 PRECINCT 18	116	116
018 PRECINCT 20	108	108
019 PRECINCT 21	139	139
020 PRECINCT 22	78	78

532

Precinct Totals by Race Report

All Total Groups  
Monongalia

11/07/2000

OFFICIAL RESULTS

Race		SURVEYOR	
Precinct	Votes by Candidate	Total	
	JOHN W. HORNE, SR. -D		
021 PRECINCT 23	261	261	
022 PRECINCT 24	304	304	
023 PRECINCT 25	276	276	
024 PRECINCT 26	138	138	
025 PRECINCT 27	199	199	
026 PRECINCT 28	195	195	
027 PRECINCT 29	176	176	
028 PRECINCT 30	123	123	
029 PRECINCT 31	278	278	
030 PRECINCT 32	178	178	
031 PRECINCT 33	347	347	
032 PRECINCT 34	283	283	
033 PRECINCT 35	202	202	
034 PRECINCT 36	145	145	
035 PRECINCT 37	239	239	
036 PRECINCT 38A	363	363	
037 PRECINCT 38B	319	319	
038 PRECINCT 39	321	321	
039 PRECINCT 40	104	104	
040 PRECINCT 41	104	104	

533

GENERAL ELECTION  
11/20/2000 11:06:29AM

Page: 105 of 113

Precinct Totals by Race Report  
11/07/2000  
OFFICIAL RESULTS

All Total Groups  
Monongalia

<u>Race</u> <u>SURVEYOR</u>		<u>Votes by Candidate</u> JOHN W. HORNE, SR. -D	
<u>Precinct</u>			<u>Total</u>
041 PRECINCT 42	182	182	
042 PRECINCT 44	344	344	
043 PRECINCT 46	180	180	
044 PRECINCT 47	196	196	
045 PRECINCT 48	138	138	
046 PRECINCT 49	69	69	
047 PRECINCT 51	120	120	
048 PRECINCT 52	152	152	
049 PRECINCT 53	159	159	
050 PRECINCT 54	206	206	
051 PRECINCT 55	162	162	
052 PRECINCT 56	50	50	
053 PRECINCT 58	58	58	
054 PRECINCT 59	363	363	
055 PRECINCT 60	188	188	
056 PRECINCT 61A	294	294	
057 PRECINCT 61B	261	261	
058 PRECINCT 62A	223	223	
059 PRECINCT 62B	201	201	
060 PRECINCT 63	146	146	

Precinct Totals by Race Report  
11/07/2000

OFFICIAL RESULTS

<u>Race</u> SURVEYOR <u>Precinct</u>	<u>Votes by Candidate</u>		Total
	JOHN W. HORNE, SR. -D		
061 PRECINCT 64	159		159
062 PRECINCT 67	303		303
063 PRECINCT 68	292		292
064 PRECINCT 69	277		277
065 PRECINCT 70	228		228
066 PRECINCT 71	245		245
067 PRECINCT 72	152		152
068 PRECINCT 73	271		271
069 PRECINCT 74	189		189
070 PRECINCT 75	159		159
071 PRECINCT 76	85		85
072 PRECINCT 77A	368		368
073 PRECINCT 77B	325		325
074 PRECINCT 78A	255		255
075 PRECINCT 78B	181		181
076 PRECINCT 79A	283		283
077 PRECINCT 79B	393		393
078 PRECINCT 80	251		251
079 PRECINCT 81	249		249
080 PRECINCT 82	166		166

Precinct Totals by Race Report  
11/07/2000  
OFFICIAL RESULTS

All Total Groups  
Monongalia

<u>Race</u> SURVEYOR <u>Precinct</u>	<u>Votes by Candidate</u> JOHN W. HORNE, SR. -D	Total
081 PRECINCT 83A	238	238
082 PRECINCT 83B	248	248
083 PRECINCT 84	246	246
084 PRECINCT 85	78	78
085 PRECINCT 86	351	351
086 PRECINCT 87A	171	171
087 PRECINCT 87B	180	180
088 PRECINCT 88	305	305
089 PRECINCT 90	178	178
090 PRECINCT 91	292	292
091 PRECINCT 92	269	269
Absentee	0	0
Total	19,411	19,411

OFFICIAL RESULTS

Race		CONSTITUTIONAL AMENDMENT NO. 1		
Precinct	Votes by Candidate	FOR THE AMENDMENT	AGAINST THE AMENDMENT	Total
001 PRECINCT 1	79	347	426	426
002 PRECINCT 2	75	305	380	380
003 PRECINCT 3	28	223	251	251
004 PRECINCT 4	60	360	420	420
005 PRECINCT 5	32	245	277	277
006 PRECINCT 6	18	98	116	116
007 PRECINCT 7	16	87	103	103
008 PRECINCT 8	40	264	304	304
009 PRECINCT 9	48	179	227	227
010 PRECINCT 10	11	73	84	84
011 PRECINCT 12	21	88	109	109
012 PRECINCT 13	31	146	177	177
013 PRECINCT 14	25	136	161	161
014 PRECINCT 15	51	239	290	290
015 PRECINCT 16	31	221	252	252
016 PRECINCT 17	51	200	251	251
017 PRECINCT 18	17	116	133	133
018 PRECINCT 20	21	95	116	116
019 PRECINCT 21	26	154	180	180
020 PRECINCT 22	11	77	88	88

Precinct Totals by Race Report  
11/07/2000  
OFFICIAL RESULTS

All Total Groups  
Monongalia

Race		CONSTITUTIONAL AMENDMENT NO. 1		
Precinct	Votes by Candidate		Total	
	AGAINST THE AMENDMENT	FOR THE AMENDMENT		
021 PRECINCT 23	38	303	341	
022 PRECINCT 24	53	328	381	
023 PRECINCT 25	53	214	267	
024 PRECINCT 26	27	141	168	
025 PRECINCT 27	31	220	251	
026 PRECINCT 28	35	195	230	
027 PRECINCT 29	40	143	183	
028 PRECINCT 30	34	90	124	
029 PRECINCT 31	57	206	263	
030 PRECINCT 32	48	154	202	
031 PRECINCT 33	81	266	347	
032 PRECINCT 34	80	216	296	
033 PRECINCT 35	54	165	219	
034 PRECINCT 36	25	141	166	
035 PRECINCT 37	76	183	259	
036 PRECINCT 38A	116	272	388	
037 PRECINCT 38B	71	276	347	
038 PRECINCT 39	40	331	371	
039 PRECINCT 40	39	68	107	
040 PRECINCT 41	50	59	109	



Precinct Totals by Race Report  
11/07/2000All Total Groups  
Monongalia

## OFFICIAL RESULTS

<u>Race</u> <u>Precinct</u>	<u>CONSTITUTIONAL AMENDMENT NO. 1</u>		
	<u>Votes by Candidate</u>		
	AGAINST THE AMENDMENT	FOR THE AMENDMENT	Total
041 PRECINCT 42	49	124	173
042 PRECINCT 44	84	289	373
043 PRECINCT 46	54	118	172
044 PRECINCT 47	47	133	180
045 PRECINCT 48	49	62	111
046 PRECINCT 49	16	55	71
047 PRECINCT 51	44	74	118
048 PRECINCT 52	41	111	152
049 PRECINCT 53	72	101	173
050 PRECINCT 54	81	149	230
051 PRECINCT 55	56	115	171
052 PRECINCT 56	20	30	50
053 PRECINCT 58	24	44	68
054 PRECINCT 59	117	299	416
055 PRECINCT 60	52	178	230
056 PRECINCT 61A	92	257	349
057 PRECINCT 61B	62	228	290
058 PRECINCT 62A	60	202	262
059 PRECINCT 62B	62	186	248
060 PRECINCT 63	53	76	129

539

Precinct Totals by Race Report  
11/07/2000  
OFFICIAL RESULTS

All Total Groups  
Monongalia

<u>Race</u> <u>CONSTITUTIONAL AMENDMENT NO. 1</u> <u>Precinct</u>	<u>Votes by Candidate</u>		<u>Total</u>
	AGAINST THE AMENDMENT	FOR THE AMENDMENT	
061 PRECINCT 64	50	111	161
062 PRECINCT 67	97	180	277
063 PRECINCT 68	90	251	341
064 PRECINCT 69	86	172	258
065 PRECINCT 70	42	201	243
066 PRECINCT 71	54	220	274
067 PRECINCT 72	40	107	147
068 PRECINCT 73	73	194	267
069 PRECINCT 74	51	134	185
070 PRECINCT 75	42	131	173
071 PRECINCT 76	15	72	87
072 PRECINCT 77A	74	326	400
073 PRECINCT 77B	53	337	390
074 PRECINCT 78A	43	264	307
075 PRECINCT 78B	34	169	203
076 PRECINCT 79A	67	319	386
077 PRECINCT 79B	66	397	463
078 PRECINCT 80	62	225	287
079 PRECINCT 81	67	226	293
080 PRECINCT 82	48	145	193

540

Precinct Totals by Race Report  
11/07/2000

All Total Groups  
Monongalia

OFFICIAL RESULTS

RACE				CONSTITUTIONAL AMENDMENT NO. 1			
<u>Precinct</u>				<u>Votes by Candidate</u>			
				AGAINST THE AMENDMENT	FOR THE AMENDMENT	Total	
081 PRECINCT 83A				50	230	280	
082 PRECINCT 83B				47	195	242	
083 PRECINCT 84				42	239	281	
084 PRECINCT 85				25	62	87	
085 PRECINCT 86				53	390	443	
086 PRECINCT 87A				35	176	211	
087 PRECINCT 87B				35	170	205	
088 PRECINCT 88				53	293	346	
089 PRECINCT 90				28	190	218	
090 PRECINCT 91				68	271	339	
091 PRECINCT 92				69	225	294	
Absentee				0	0	0	
Total				4,534	17,077	21,611	

Precinct Totals by Race Report  
11/07/2000  
OFFICIAL RESULTS

All Total Groups  
Monongalia

Race  
CONSTITUTIONAL AMENDMENT NO. 1

Precinct Votes by Candidate

Verified By:  
Signature

Date Time

11-21-2000 5:11 PM

11-21-2000 5:11 PM

11-21-2000 5:12 PM

*John W. Fisher*  
*Walter A. Bailey*  
*David J. Lee*