

GENERAL ELECTION

NOVEMBER 3, 1998

POLLING PLACES APPROVED

In the County Commission Meeting of Tuesday, September 15, 1998, a motion was duly made by Commissioner Wiley, seconded by Commissioner Merow, and unanimously carried, approving the following list of Polling Places for the November 3, 1998 General Election, in compliance with West Virginia State Code 3-1-7:

POLLING PLACES

GENERAL ELECTION - NOVEMBER 3, 1998

CENTRAL DISTRICT

- 01 CHURCH OF GOD -664 MADIGAN AV
- 02 CENTRAL FIRE STATION-SO HIGH
- 03 BD EDUCATION BLDG-SOUTH HIGH ST
- 04 MORGANTOWN HIGH SCHOOL ROOM 205
- 05 MORGANTOWN HIGH SCHOOL ROOM 206
- 06 MORGANTOWN HIGH SCHOOL ROOM 210
- 07 MORGANTOWN HIGH SCHOOL ROOM 208
- 08 MORGANTOWN HIGH SCHOOL ROOM 204
- 09 NEW MAINTENANCE SHOP-BROCKWAY AV
- 10 MONONGALIA CO SR CTR-FRONT LOBBY
- 12 UNIVERSITY HIGH SCHOOL-GYM LOBBY
- 13 CENTRAL ELEMENTARY SCHOOL
- 14 CENTRAL ELEMENTARY SCHOOL
- 15 WOODBURN ELEMENTARY SCHOOL
- 16 WILES HILL ELEMENTARY SCHOOL
- 17 WILES HILL ELEMENTARY SCHOOL
- 18 STANSBURY HALL - WVU LOWER LEVEL
- 20 SENECA CENTER-UPPER LEVEL
- 21 ST FRANCIS DESALES CENTRAL CATHOLIC SCHOOL
- 22 MONONGALIA CO HEALTH DEPARTMENT
- 23 SUNCREST ELEMENTARY SCHOOL
- 24 SUNCREST ELEMENTARY SCHOOL
- 26 SUNCREST MIDDLE SCHOOL-CAFETERIA
- 28 WVU COLISEUM-RED GATE
- 30 SABRATON BAPTIST CHURCH
- 31 SABRA METHODIST CH- REC RM DARST ST
- 90 ST MARYS CATHOLIC CH-MUSIC RM

EASTERN DISTRICT

- 25 STAR CITY FIRE HALL
- 27 SUNCREST ELEMENTARY SCHOOL
- 29 STAR CITY FIRE HALL
- 32 WOODLAND CHURCH
- 33 ROCK FORGE NEIGHBORHOOD HOUSE
- 34 MELLON CHAPEL CH CMTRY ASSOC BLD
- 35 MOUNTAINVIEW ELEMENTARY SCHOOL
- 36 NORTH ELEMENTARY SCH-KITCHEN
- 38A BROOKHAVEN SCHOOL - GYM
- 38B BROOKHAVEN SCHOOL - GYM
- 39 HEALTHSOUTH MTNVIEW REHAB
- 76 TIMBERLINE APARTMENTS
- 77A TYRONE UN METHODIST CH-UPSTAIRS
- 77B TYRONE UN METHODIST CH-DOWNSTAIRS


- 78 CHEAT LAKE ELEMENTARY SCHOOL
- 79A CHEAT LAKE VFD
- 79B CHEAT LAKE VFD
- 80 EASTON SCHOOL - CAFETERIA
- 81 STEWARTSTOWN COMMUNITY BLD
- 82 CALVARY UM CHURCH-FELLOWSHIP HALL
- 83A CANYON PRESBYTERIAN CHURCH
- 83B CANYON PRESBYTERIAN CHURCH
- 84 NORTH ELEMENTARY SCHOOL-COMMON
- 85 MOUNTAINVIEW ELEMENTARY SCH
- 86 NORTH ELEMENTARY SCHOOL-COMMON
- 87A CHESTNUT HILL APTS-PARTY ROOM
- 87B CHESTNUT HILL APTS-PARTY ROOM
- 88 CHESTNUT RIDGE COMMONS BED & BREAKFAST-CONFERENCE ROOM
1000 STEWARTSTOWN RD
- 91 NORTH ELEMENTARY SCHOOL-COMMONS

WESTERN DISTRICT

- 37 SUMMERS ELEMENTARY SCHOOL
- 40 WILMA SHRIVER'S GARAGE
- 41 CROSS ROADS COMMUNITY CENTER
- 42 WADESTOWN HOMEMAKERS CLUB
- 44 LAZZELLE UNION ELEMENTARY
- 46 SHACK NEIGHBORHOOD HOUSE
- 47 SCOTTS RUN VFD
- 48 SCOTTS RUN SETTLEMENT HOUSE
- 49 FORT MARTIN UM CHURCH
- 51 CLAY-BATTELLE SENIOR CENTER
- 52 OLIVE UNITED METHODIST CH-ANNEX
- 53 DAYBROOK ELEMENTARY SCHOOL
- 54 JAKES RUN ELEMENTARY SCH-GYM
- 55 CORE COMMUNITY CENTER INC
- 56 HAGANS CHRISTIAN CHURCH
- 58 SUGAR GROVE PRESBYTERIAN CHURCH
- 59 SMITHTOWN SCH COMMUNITY CENTER
- 60 JOHNSON CHAPEL UM CHURCH
- 61A RIDGEDALE SCH-MULTI-PURPOSE ROOM
- 61B RIDGEDALE SCH-MULTI-PURPOSE ROOM
- 62 BROWNS-HALLECK COMMUNITY BUILDING
- 63 COOL SPRINGS ELEMENTARY
- 64 BOOTH UNION CHURCH-SOCIAL ROOM
- 67 ARNETTSVILLE SCHOOL-GYM
- 68 LAUREL PT METH CH-FELLOWSHIP HALL
- 69 WAITMAN-BARBE ELEMENTARY SCHOOL
- 70 WESTOVER ELEMENTARY SCHOOL
- 71 WESTOVER CITY HALL
- 72 RIVERSIDE ELEMENTARY SCHOOL
- 73 MORGAN HEIGHTS COMMUNITY BUILDING
- 74 GRANVILLE VFD
- 75 WESTOVER ELEMENTARY SCHOOL
- 92 ST ELIZABETH ANN SETON CHURCH

Michael A. Oliverio
Monongalia County Clerk

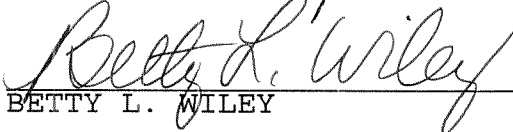
89 Precincts



JOHN W. PYLES



FLORENCE L. MEROW



BETTY L. WILEY

COMMISSIONERS OF THE COUNTY
COMMISSION

MONONGALIA COUNTY CLERK

COURT HOUSE, 243 HIGH STREET
MORGANTOWN, WEST VIRGINIA 26505-5491
Telephone: 304/291-7230 Fax: 304/291-7233

MICHAEL A. OLIVERIO
Clerk



TEST CERTIFICATION #1

PUBLIC INSPECTION

WV CODE 3-4A-26

WE, THE UNDERSIGNED MEMBERS OF THE MONONGALIA COUNTY COMMISSION CONVENED AT THE OFFICE OF THE MONONGALIA COUNTY CLERK WHERE THE AIS OPTICAL SCANNERS ARE STORED AND HAVING EXAMINED THE OPTICAL SCANNERS, DO DETERMINE THEY HAVE BEEN PREPARED AS REQUIRED BY LAW.

FOLLOWING THE TEST, WE FIND THE OPTICAL SCANNER, ACCUMULATOR AND PROGRAM DECK FOR THE NOVEMBER 3, 1998 GENERAL ELECTION TO BE IN PROPER ORDER, FREE FROM ERROR AND ENDORSE OUR APPROVAL BY AFFIXING OUT SIGNATURE HERETO.



MONONGALIA COUNTY COMMISSIONER




MONONGALIA COUNTY COMMISSIONER

Absent - BETTY L. WILEY

MONONGALIA COUNTY COMMISSIONER

DATE: 10/27/98

ATTEST:



MONONGALIA COUNTY CLERK

MONONGALIA COUNTY CLERK

COURT HOUSE, 243 HIGH STREET
MORGANTOWN, WEST VIRGINIA 26505-5491
Telephone: 304/291-7230 Fax: 304/291-7233

MICHAEL A. OLIVERIO
Clerk




TEST CERTIFICATION #2


IMMEDIATELY BEFORE ELECTION COUNT

WV CODE 3-4A-26


WE, THE UNDERSIGNED, DO HEREBY CERTIFY THAT THE PUBLIC TEST OF THE PROGRAM DISC TO BE USED IN THE GENERAL ELECTION ON NOVEMBER 3, 1998 WAS TESTED AND FOUND TO BE FREE FROM ERROR.



MONONGALIA COUNTY COMMISSIONER



MONONGALIA COUNTY COMMISSIONER



MONONGALIA COUNTY COMMISSIONER

DATE: NOV 3, 1998

ATTEST:



MONONGALIA COUNTY CLERK

MONONGALIA COUNTY CLERK

COURT HOUSE, 243 HIGH STREET
MORGANTOWN, WEST VIRGINIA 26505-5491
Telephone: 304/291-7230 Fax: 304/291-7233


MICHAEL A. OLIVERIO
Clerk



TEST CERTIFICATION #3

IMMEDIATELY AFTER ELECTION NIGHT COUNT

WE, THE UNDERSIGNED, DO HEREBY CERTIFY THAT THE PUBLIC TEST OF THE PROGRAM DISC TO BE USED IN THE GENERAL ELECTION ON NOVEMBER 3, 1998 WAS TESTED AND FOUND TO BE FREE FROM ERROR.



MONONGALIA COUNTY COMMISSIONER



MONONGALIA COUNTY COMMISSIONER



MONONGALIA COUNTY COMMISSIONER

DATE: Nov 3 1998

ATTEST:



MONONGALIA COUNTY CLERK

* * * * *

BOARD OF CANVASSERS

Monday, November 9, 1998

PRESENT: MONONGALIA COUNTY COMMISSION PRESIDENT - John W. Pyles
MONONGALIA COUNTY COMMISSION MEMBER - Florence L. Merow
COUNTY CLERK - Michael A. Oliverio
DEPUTY CLERKS FROM THE COUNTY CLERK'S OFFICE - April
Davies, Jodi Maraney, Marvin Drvar, Deborah McGinnis,
Rennetta Eddy, Tim Kyle and Betty Tennant
DEPUTY CIRCUIT CLERK - Cheryl Kisner
MAINTENANCE SUPERVISOR - Bobby Doyle
SECURITY - Ronald L. Kelly
TALLY CLERKS - Charles H. Bowers, Sheila J. Smith and
David R. Smith

The County Commission, meeting as a Board of Canvassers for the General Election held on Tuesday, November 3, 1998 convened at 9:10 o'clock A.M. on Monday, November 9, 1998.

Circuit Clerk Deputy, Cheryl Kisner, directly delivered to the Board of Canvassers an envelope containing eleven (11) absentee challenged ballots, along with two (2) that did not return their original applications; and it was unanimously decided by the Board of Canvassers that the ballots would be counted, after the County Clerk had ascertained that they were registered voters and were properly registered in the correct precincts.

In accordance with West Virginia State Code 3-4A-28 (4), the Board of Canvassers proceeded to choose at least five precincts at random by drawing of precinct numbers, and then proceeded to manually count the ballots of those Precincts. The following Precincts were selected:

Precinct 47
17
79A
90
6

Said Precincts' Ballot Boxes were removed from the Locked Ballot Room and transported to Room No. 103 of the Monongalia County Courthouse.

The following individuals were on the hand tallying teams:

County Commissioner John W. Pyles
Tally Clerk David Smith
Deputy Clerk Deborah L. McGinnis

County Commissioner Florence L. Merow
Tally Clerk Sheila Smith
Deputy Clerk Jodi Maraney

Deputy Clerk Betty Tennant
Tally Clerk Charles Bowers
Deputy Clerk Rennetta Eddy

Hand Tallying Teams completed their manual counting; votes were then tallied and each verified to the Summary Report generated by the Optical Scanner, which displays the number of ballots cast. The number of discrepancies were within the guidelines of one (1%) percent. The ballots were placed back into the ballot box and secured. Ballot Boxes were transported back to the Locked Ballot Room of the Monongalia County Courthouse.

The Board of Canvassers began to compare the Tally Sheets, Poll Books and the Statements of Ballots Used made by the precinct officials to determine if they are genuine and certified in a manner substantially according to the statute. No discrepancies were found.

The Board of Canvassers opened the locked precinct boxes to remove the Challenged Ballot envelopes to determine how many Challenge Ballots were in each precinct.

The number of Challenged Ballots received from the individual precincts were made a matter of record as follows:

PRECINCT	NO. OF CHALLENGED BALLOTS RECEIVED
1	4
2	2
3	5
4	4
5	6
6	2
7	5
8	10
9	2
10	5
12	0
13	3
14	4
15	3
16	3
17	3
18	6
20	4
21	0
24	2
25	1
26	3
27	2
28	4
29	2
30	3
31	2
32	2
33	10
34	2
35	9
36	3
37	3
38A	5
38B	3
39	12
40	0
41	0
42	2
44	8
46	5
47	3
48	7
49	2
51	0
52	4
53	0
54	3
55	3
56	0
58	0
59	0
60	6
61A	3
61B	1
62	3
63	1
64	0
67	2
68	0
69	2
70	6
71	7
72	4

CHALLENGED BALLOTS RECEIVED CONTINUED

PRECINCT	NO. OF CHALLENGED BALLOTS RECEIVED
73	4
74	3
75	3
76	4
77A	3
77B	2
78	5
79A	7
79B	7
80	6
81	2
82	0
83A	4
83B	3
84	2
85	8
86	3
87A	2
87B	5
88	3
90	5
91	0
92	2
Total	304

The Board of Canvassers directed that the County Clerk's Office perform a synopsis on the Challenged Ballots cast to ascertain which are registered, eligible voters and which were properly registered in the correct precincts; and further to determine which said Ballots were Challenged.

A motion was duly made by Commissioner Merow, seconded by Commissioner Pyles, and unanimously carried, to recess at 4:15 o'clock P.M. and reconvene Tuesday, November 10, 1998 at 9:00 o'clock A.M.

* * * * *

BOARD OF CANVASSERS

Tuesday, November 10, 1998

PRESENT: MONONGALIA COUNTY COMMISSION MEMBER - FLORENCE MEROW
MONONGALIA COUNTY COMMISSION MEMBER - BETTY L. WILEY
COUNTY CLERK - Michael A. Oliverio
DEPUTY CLERKS FROM THE COUNTY CLERK'S OFFICE - Betty Tennant, Deborah McGinnis, Rennetta Eddy, Jodi Maraney, April Davies.
MAINTENANCE SUPERVISOR - Bobby Doyle

The Board of Canvassers reconvened at 9:05 o'clock A.M. on Tuesday, November 10, 1998 in Room No. 103 of the Monongalia County Courthouse.

The Board of Canvassers proceeded to review the three hundred and four (304) Challenged Ballots for allowing or disallowing as permitted by law.

Precinct No. 1 - Four (4) Challenged Ballots - Motion by Commissioner Wiley, seconded by Commissioner Merow, and unanimously carried, to allow three (3) and disallow one (1) because the voter voted in the wrong precinct.

Precinct No. 2 - Two (2) Challenged Ballots - Motion by Commissioner Wiley, seconded by Commissioner Merow, and unanimously carried, to allow the two (2) Challenged Ballots.

Precinct No. 3 - Five (5) Challenged Ballots - Motion by Commissioner Wiley, seconded by Commissioner Merow, and unanimously carried, to allow the five (5) Challenged Ballots.

Precinct No. 5 - Six (6) Challenged Ballots - Motion by Commissioner Wiley, seconded by Commissioner Merow, and unanimously carried, to allow four (4) Challenged Ballots, two (2) being Pollworkers and disallow two (2) Challenged Ballots because voter voted in the wrong precinct.

Precinct No. 6 - Two (2) Challenged Ballots - Motion by Commissioner Wiley, seconded by Commissioner Merow, and unanimously carried, to allow one (1) Challenged Ballot and disallow one (1) Challenged Ballot because voter voted in the wrong precinct.

Precinct No. 7 - Five (5) Challenged Ballots - Motion by Commissioner Wiley, seconded by Commissioner Merow, and unanimously carried, to allow four (4) Challenged Ballots, two (2) being Pollworkers and disallow one (1) Challenged Ballot because voter was not registered.

Precinct No. 8 - Ten (10) Challenged Ballots - Motion by Commissioner Wiley, seconded by Commissioner Merow, and unanimously carried, to allow seven (7) Challenged Ballots, two (2) being Pollworkers and three (3) being absentee votes and disallow three (3) Challenged Ballots because voters voted in the wrong precinct.

Precinct No. 9 - Two (2) Challenged Ballots - Motion by Commissioner Wiley, seconded by Commissioner Merow, and unanimously carried, to allow the two (2) Challenged Ballots, one being a Pollworker.

Precinct No. 10 - Five (5) Challenged Ballots - Motion by Commissioner Wiley, seconded by Commissioner Merow, and unanimously carried, to allow one (1) Challenged Ballot, being a Pollworker and disallow four (4) Challenged Ballots because voter voted in the wrong precinct.

Precinct No. 13 - Three (3) Challenged Ballots - Motion by Commissioner Wiley, seconded by Commissioner Merow, and unanimously carried, to allow two (2) Challenged Ballots, one (1) being a Pollworker and disallow one (1) Challenged Ballot because voter voted in the wrong precinct.

Precinct No. 14 - Four (4) Challenged Ballots - Motion by Commissioner Wiley, seconded by Commissioner Merow, and unanimously carried, to allow three (3) Challenged Ballots, all being Pollworkers and disallow one (1) Challenged Ballot because voter voted in the wrong precinct.

Precinct No. 15 - Three (3) Challenged Ballots - Motion by Commissioner Wiley, seconded by Commissioner Merow, and unanimously carried, to allow the three (3) Challenged Ballots, one (1) being a Pollworker.

Precinct No. 16 - Three (3) Challenged Ballots - Motion by Commissioner Wiley, seconded by Commissioner Merow, and unanimously carried, to allow the three (3) Challenged Ballots, two (2) being Pollworkers.

Precinct No. 17 - Three (3) Challenged Ballots - Motion by Commissioner Wiley, seconded by Commissioner Merow, and unanimously carried, to allow one (1) Challenged Ballot and disallow two (2) Challenged Ballots because the voters voted in the wrong precinct.

Precinct No. 18 - Six (6) Challenged Ballots - Motion by Commissioner Wiley, seconded by Commissioner Merow, and unanimously carried, to allow four (4) Challenged Ballots, all being Pollworkers and disallow two (2) because voter voted in the wrong precinct.

Precinct No. 20 - Four (4) Challenged Ballots - Motion by Commissioner Wiley, seconded by Commissioner Merow, an unanimously carried, to allow three (3) Challenged Ballots, all being Pollworkers and disallow one (1) Challenged Ballot because voter voted in the wrong precinct.

Precinct No. 22 - Five (5) Challenged Ballots - Motion by Commissioner Wiley, seconded by Commissioner Merow, and unanimously carried, to allow three (3) Challenged Ballots, all being Pollworkers and to disallow two (2) Challenged Ballots because voters voted in the wrong precinct.

Precinct No. 23 - Five (5) Challenged Ballots - Motion by Commissioner Wiley, seconded by Commissioner Merow, and unanimously carried, to allow four (4) Challenged Ballots and disallow one (1) Challenged Ballot because voter was not registered.

Precinct No. 24 - Two (2) Challenged Ballots - Motion by Commissioner Wiley, seconded by Commissioner Merow, and unanimously carried, to disallow the two (2) Challenged Ballots because one (1) voter voted in the wrong precinct and one (1) voter was not registered.

Precinct No. 25 - One (1) Challenged Ballot - Motion by Commissioner Wiley, seconded by Commissioner Merow, and unanimously carried, to allow the one (1) Challenged Ballot.

Precinct No. 26 - Three (3) Challenged Ballots - Motion by Commissioner Wiley, seconded by Commissioner Merow, and unanimously carried, to allow two (2) Challenged Ballots, both being Pollworkers and disallow one (1) Challenged Ballot because voter voted in the wrong precinct.

Precinct No. 27 - Two (2) Challenged Ballots - Motion by Commissioner Wiley, seconded by Commissioner Merow, and unanimously carried, to allow one (1) Challenged Ballot and disallow one (1) Challenged Ballot because voter voted in the wrong precinct.

Precinct No. 28 - Four (4) Challenged Ballots - Motion by Commissioner Wiley, seconded by Commissioner Merow, and unanimously carried, to allow the four (4) Challenged Ballots, three (3) being Pollworkers and one (1) an absentee vote.

Precinct No. 29 - Two (2) Challenged Ballots - Motion by Commissioner Wiley, seconded by Commissioner Merow, and unanimously carried, to allow the two (2) Challenged Ballots, one (1) being a Pollworker.

Precinct No. 30 - Three (3) Challenged Ballots - Motion by Commissioner Wiley, seconded by Commissioner Merow, and unanimously carried, to allow two (2) Challenged Ballots, one (1) being a Pollworker and disallow one (1) because voter voted in the wrong precinct.

Precinct No. 31 - Two (2) Challenged Ballots - Motion by Commissioner Wiley, seconded by Commissioner Merow, and unanimously carried, to allow the two (2) Challenged Ballots, both being Pollworkers.

Precinct No. 32 - Two (2) Challenged Ballots - Motion by Commissioner Wiley, seconded by Commissioner Merow, and unanimously carried, to allow the two (2) Challenged Ballots, one (1) being a Pollworker.

Precinct No. 33 - Ten (10) Challenged Ballots - Motion by Commissioner Wiley, seconded by Commissioner Merow, and unanimously carried, to allow eight (8) Challenged Ballots, four (4) being Pollworkers and disallow two (2) Challenged Ballots because voters were not registered.

Precinct No. 34 - Two (2) Challenged Ballots - Motion by Commissioner Wiley, seconded by Commissioner Merow, and unanimously carried, to allow the two (2) Challenged Ballots, one (1) being an absentee ballot.

Precinct No. 35 - Nine (9) Challenged Ballots - Motion by Commissioner Wiley, seconded by Commissioner Merow, and unanimously carried, to allow five (5) Challenged Ballots, one (1) being an absentee ballot and disallow four (4) Challenged Ballots because voters voted in the wrong precinct.

Precinct No. 36 - Three (3) Challenged Ballots - Motion by Commissioner Wiley, seconded by Commissioner Merow, and unanimously carried, to allow the three (3) Challenged Ballots, two (2) being Pollworkers.

Precinct No. 37 - Three (3) Challenged Ballots - Motion by Commissioner Wiley, seconded by Commissioner Merow, and unanimously carried, to allow the three (3) Challenged Ballots, all being Pollworkers.

Precinct No. 38A - Five (5) Challenged Ballots - Motion by Commissioner Wiley, seconded by Commissioner Merow, and unanimously carried, to allow four (4) Challenged Ballots, two (2) being Pollworkers and disallow one (1) Challenged Ballot because voter voted in the wrong precinct.

Precinct No. 38B - Three (3) Challenged Ballots - Motion by Commissioner Wiley, seconded by Commissioner Merow, and unanimously carried, to allow one (1) Challenged Ballot, being a Pollworker and disallow two (2) Challenged Ballots because voters voted in the wrong precinct.

Precinct No. 39 - Twelve (12) Challenged Ballots - Motion by Commissioner Wiley, seconded by Commissioner Merow, and unanimously carried, to allow eight (8) Challenged Ballots, two (2) being Pollworkers and to disallow four (4) Challenged Ballots, one (1) voter was not registered and three (3) because the voters voted in the wrong precinct.

Precinct No. 42 - Two (2) Challenged Ballots - Motion by Commissioner Wiley, seconded by Commissioner Merow, and unanimously carried, to disallow the two (2) Challenged Ballots because the voters voted in the wrong precinct.

Precinct No. 44 - Eight (8) Challenged Ballots - Motion by Commissioner Wiley, seconded by Commissioner Merow, and unanimously carried, to allow six (6) Challenged Ballots, four (4) being Pollworkers and disallow two (2) Challenged Ballots, one (1) voter was not registered and one (1) voter voted in the wrong precinct.

Precinct No. 46 - Five (5) Challenged Ballots - Motion by Commissioner Wiley, seconded by Commissioner Merow, and unanimously carried, to allow Four (4) Challenged Ballots, all being Pollworkers and disallow one (1) Challenged Ballot because the voter was not registered.

Precinct No. 47 - Three (3) Challenged Ballots - Motion by Commissioner Wiley, seconded by Commissioner Merow, and unanimously carried, to allow the three (3) Challenged Ballots, all being Pollworkers.

Precinct No. 48 - Seven (7) Challenged Ballots - Motion by Commissioner Wiley, seconded by Commissioner Merow, and unanimously carried, to allow three (3) Challenged Ballots, all being Pollworkers and disallow four (4) Challenged Ballots because the voters voted in the wrong precinct.

Precinct No. 49 - Two (2) Challenged Ballots - Motion by Commissioner Wiley, seconded by Commissioner Merow, and unanimously carried, to allow one (1) Challenged Ballots, being a Pollworker and disallow one (1) Challenged Ballot because the voter was not registered.

Precinct No. 52 - Four (4) Challenged Ballots - Motion by Commissioner Wiley, seconded by Commissioner Merow, and unanimously carried, to allow three (3) Challenged Ballots, all being Pollworkers and disallow one (1) Challenged Ballot because voter voted in the wrong precinct.

Precinct No. 54 - Three (3) Challenged Ballots - Motion by Commissioner Wiley, seconded by Commissioner Merow, and unanimously carried, to allow the three (3) Challenged Ballots, two being Pollworkers.

Precinct No. 55 - Three (3) Challenged Ballots - Motion by Commissioner Wiley, seconded by Commissioner Merow, and unanimously carried, to allow two (2) Challenged Ballots, both being Pollworkers and disallow one (1) Challenged Ballot because the voter was not registered.

Precinct No. 60 - Six (6) Challenged Ballots - Motion by Commissioner Wiley, seconded by Commissioner Merow, and unanimously carried, to allow four (4) Challenged Ballots, two (2) being Pollworkers and disallow two (2) Challenged Ballots because the voters voted in the wrong precinct.

Precinct 61A - Three (3) Challenged Ballots - Motion by Commissioner Wiley, seconded by Commissioner Merow, and unanimously carried, to allow the three (3) Challenged Ballots, one (1) being a Pollworker.

Precinct No. 61B - One (1) Challenged Ballot - Motion by Commissioner Wiley, seconded by Commissioner Merow, and unanimously carried, to allow the one (1) Challenged Ballot, being a Pollworker.

Precinct No. 62 - Three (3) Challenged Ballots - Motion by Commissioner Wiley, seconded by Commissioner Merow, and unanimously carried, to allow two (2) Challenged Ballots and disallow one (1) Challenged Ballot because the voter voted in the wrong precinct.

Precinct No. 63 - One (1) Challenged Ballot - Motion by Commissioner Wiley, seconded by Commissioner Merow and unanimously carried, to allow the one (1) Challenged Ballot, being a Pollworker.

Precinct No. 67 - Two (2) Challenged Ballots - Motion by Commissioner Wiley, seconded by Commissioner Merow, and unanimously carried, to allow one (1) Challenged Ballot, being a Pollworker and disallow one (1) Challenged Ballot because the voter was not registered.

Precinct No. 69 - Two (2) Challenged Ballots - Motion by Commissioner Wiley, seconded by Commissioner Merow, and unanimously carried, to allow the two (2) Challenged Ballots, both being Pollworkers.

Precinct No. 70 - Six (6) Challenged Ballots - Motion by Commissioner Wiley, seconded by Commissioner Merow, and unanimously carried, to allow the six (6) Challenged Ballots, four (4) being Pollworkers.

Precinct No. 71 - Seven (7) Challenged Ballots - Motion by Commissioner Wiley, seconded by Commissioner Merow, and unanimously carried, to allow four (4) Challenged Ballots, two (2) being Pollworkers and disallow three (3) Challenged Ballots, one (1) voter voted in the wrong precinct and two (2) were not registered.

Precinct No. 72 - Four (4) Challenged Ballots - Motion by Commissioner Wiley, seconded by Commissioner Merow, and unanimously carried, to allow the four (4) Challenged Ballots, two (2) being Pollworkers and two (2) being Absentee Ballots.

Precinct No. 73 - Four (4) Challenged Ballots - Motion by Commissioner Wiley, seconded by Commissioner Merow, and unanimously carried, to allow two (2) Challenged Ballots and disallow two (2) Challenged Ballots, one (1) voter voted in the wrong precinct and one (1) voter was not registered.

Precinct No. 74 - Three (3) Challenged Ballots - Motion by Commissioner Wiley, seconded by Commissioner Merow, and unanimously carried, to allow three (3) Challenged Ballots, two (2) being Pollworkers.

Precinct No. 75 - Three (3) Challenged Ballots - Motion by Commissioner Wiley, seconded by Commissioner Merow, and unanimously carried, to allow the three (3) Challenged Ballots, two (2) being Pollworkers.

Precinct No. 76 - Four (4) Challenged Ballots - Motion by Commissioner Wiley, seconded by Commissioner Merow, and unanimously carried, to allow the four (4) Challenged Ballots, all being Pollworkers.

Precinct No. 77A - Three Challenged Ballots - Motion by Commissioner Wiley, seconded by Commissioner Merow, and unanimously carried, to allow one (1) Challenged Ballot, being a Pollworker and disallow two Challenged Ballots, one (1) voter was not registered and one (1) voter voted in the wrong precinct.

Precinct No. 77B - Two (2) Challenged Ballots - Motion by Commissioner Wiley, seconded by Commissioner Merow, and unanimously carried, to allow the two (2) Challenged Ballots, both being Pollworkers.

Precinct No. 78 - Five (5) Challenged Ballots - Motion by Commissioner Wiley, seconded by Commissioner Merow, and unanimously carried, to allow three (3) Challenged Ballots, two (2) being Pollworkers and disallow two (2) Challenged Ballots because the voters were not registered.

Precinct No. 79A - Seven (7) Challenged Ballots - Motion by Commissioner Wiley, seconded by Commissioner Merow, and unanimously carried, to allow four (4) Challenged Ballots, two (2) being Pollworkers and disallow three (3) Challenged Ballots because the voters voted in the wrong precinct.

Precinct No. 79B - Seven (7) Challenged Ballots - Motion by Commissioner Wiley, seconded by Commissioner Merow, and unanimously carried, to allow four (4) Challenged Ballots, two (2) being Pollworkers and disallow three (3) Challenged Ballots, two (2) voters voted in the wrong precinct and one (1) voter was not registered.

Precinct No. 80 - Six (6) Challenged Ballots - Motion by Commissioner Wiley, seconded by Commissioner Merow, and unanimously carried, to allow the six (6) Challenged Ballots, five (5) being Pollworkers.

Precinct No. 81 - Two (2) Challenged Ballots - Motion by Commissioner Wiley, seconded by Commissioner Merow, and unanimously carried, to allow the two (2) Challenged Ballots.

Precinct No. 83A - Four (4) Challenged Ballots - Motion by Commissioner Wiley, seconded by Commissioner Merow, and unanimously carried, to allow two (2) Challenged Ballots, one (1) being a Pollworker and disallow two (2) Challenged Ballots because the voters voted in the wrong precinct.

Precinct No. 83B - Three (3) Challenged Ballots - Motion by Commissioner Wiley, seconded by Commissioner Merow, and unanimously carried, to allow the three (3) Challenged Ballots, all being Pollworkers.

Precinct No. 84 - Two (2) Challenged Ballots - Motion by Commissioner Wiley, seconded by Commissioner Merow, and unanimously carried, to allow one (1) Challenged Ballot, being a Pollworker.

Precinct No. 85 - Eight (8) Challenged Ballots - Motion by Commissioner Wiley, seconded by Commissioner Merow, and unanimously carried, to allow seven (7) Challenged Ballots, two (2) being Pollworkers and disallow one (1) Challenged Ballot because voter voted in the wrong precinct.

Precinct No. 86 - Three (3) Challenged Ballots - Motion by Commissioner Wiley, seconded by Commissioner Merow, and unanimously carried, to allow one (1) Challenged Ballot, being a Pollworker and disallow two (2) Challenged Ballots, one (1) voter voted in the wrong precinct and one (1) voter not registered.

Precinct No. 87A - Two (2) Challenged Ballots - Motion by Commissioner Wiley, seconded by Commissioner Merow, and unanimously carried, to disallow the two (2) Challenged Ballots, one (1) voter not registered and one (1) voter voted in the wrong precinct.

Precinct No. 87B - Five (5) Challenged Ballots - Motion by Commissioner Wiley, seconded by Commissioner Merow, and unanimously carried, to allow the five (5) Challenged Ballots, three (3) being Pollworkers.

Precinct No. 88 - Three (3) Challenged Ballots - Motion by Commissioner Wiley, seconded by Commissioner Merow, and unanimously carried, to allow two (2) Challenged Ballots, two (2) being Pollworkers and disallow one (1) Challenged Ballot because voter was not registered.

Precinct No. 90 - Five (5) Challenged Ballots - Motion by Commissioner Wiley, seconded by Commissioner Merow, and unanimously carried, to allow three (3) Challenged Ballots, two (2) being Pollworkers and disallow one (1) Challenged Ballot because voter voted in the wrong precinct.

Precinct No. 92 - Two (2) Challenged Ballots - Motion by Commissioner Wiley, seconded by Commissioner Merow, and unanimously carried, to allow the two (2) Challenged Ballots, both being Pollworkers.

The summary of reasons for the challenged ballots that were not allowed follows: one (1) voter did not put name on ballot envelope; fifty-three (53) voters voted in the wrong precinct; twenty-one (21) voters were not registered and eight (8) were absentee ballots.

A motion was duly made by Commissioner Merow, seconded by Commissioner Wiley, and unanimously carried, to allow two hundred and twenty one (221) Challenged and Absentee Ballots; and to disallow eighty-three (83) Challenged Ballots.

Thereafter, the Canvassing Board proceeded with the numbering of the allowed Challenged Ballots; the Challenged Ballot envelopes, and to place them into a locked ballot box.

The Board of Canvassers recessed at 3:00 o'clock P.M. to reconvene on Thursday, November 12, 1998 in Room 103 at 3:30 o'clock P.M.

* * * * *

BOARD OF CANVASSERS

THURSDAY, NOVEMBER 12, 1998

PRESENT: MONONGALIA COUNTY COMMISSION PRESIDENT - John W. Pyles
MONONGALIA COUNTY COMMISSION MEMBER - Florence L. Merow
MONONGALIA COUNTY COMMISSION MEMBER - Betty L. Wiley
DEPUTY CLERKS FROM THE COUNTY CLERK'S OFFICE - Rennetta Eddy, April Davies, Betty Tennant, Sharon Lemasters, Debbie McGinnis.

The Board of Canvassers reconvened at 3:35 o'clock P.M., Thursday, November 12, 1998, in Room No. 123 of the Monongalia County Courthouse.

Discussion occurred regarding the validity of the eleven (11) Absentee Ballots along with the two (2) Absentee Ballots that did not return original application as delivered by the Circuit Clerk's Office on November 9, 1998. After consulting with the Circuit Clerk's Office and Voter's Registration checked to make sure the voters were registered, a motion was duly made by Commissioner Wiley, seconded by Commissioner Merow, and unanimously carried to allow the thirteen (13) Absentee Ballots.

At approximately 3:45 o'clock P.M., the allowed Challenged an Absentee Ballots were transported to Room 123 of the Monongalia County Courthouse for tabulation by the Optical Scanner. At 3:40 o'clock P.M., the Optical Scanner printed a zero tally and tabulation of said ballots began. There were two hundred and twenty one (221) ballots present. Said ballots were placed back in their respective ballot box and secured.

A zero tally was printed out again from the Optical Scanner.

The allowed Challenged and Absentee Ballots were then tabulated.

The tabulation of said ballots was completed at 4:05 o'clock P.M. The County Commissioners signed off on the Zero Reports and the generated summaries of the ballots present and the allowed Absentee and Challenged Ballots.

The tabulation of these ballots were added to the tabulation of the ballots counted on Election night and a final Summary Report was generated by the Optical Scanner.

Following are the total votes cast at each precinct as determine by the Board of Canvassers with the comparison of Poll Tickets an Ballots counted:

CENTRAL DISTRICT

PRECINCT ONE

BALLOTS COUNTED	310
CHALLENGED BALLOTS	4
TOTAL	314
POLL SLIPS SIGNED	314

PRECINCT TWO

BALLOTS COUNTED	297
CHALLENGED BALLOTS	2
TOTAL	299
POLL SLIPS SIGNED	299

PRECINCT THREE

BALLOTS COUNTED	210
CHALLENGED BALLOTS	5
TOTAL	215
POLL SLIPS SIGNED	215

PRECINCT FOUR

BALLOTS COUNTED	338
CHALLENGED BALLOTS	4
TOTAL	342
POLL SLIPS SIGNED	342

PRECINCT FIVE

BALLOTS COUNTED	246
CHALLENGED BALLOTS	6
TOTAL	252
POLL SLIPS SIGNED	252

PRECINCT SIX

BALLOTS COUNTED	59
CHALLENGED BALLOTS	2
TOTAL	61
POLL SLIPS SIGNED	61

PRECINCT SEVEN

BALLOTS COUNTED	76
CHALLENGED BALLOTS	5
TOTAL	81
POLL SLIPS SIGNED	81

PRECINCT EIGHT

BALLOTS COUNTED	245
CHALLENGED BALLOTS	10
(3 absentee ballots not processed at polls)	
TOTAL	255
POLL SLIPS SIGNED	255

PRECINCT NINE

BALLOTS COUNTED	189
CHALLENGED BALLOTS	2
TOTAL	191
POLL SLIPS SIGNED	191

PRECINCT TEN

BALLOTS COUNTED	33
CHALLENGED BALLOTS	5
TOTAL	38
POLL SLIPS SIGNED	38

PRECINCT TWELVE

BALLOTS COUNTED	53
CHALLENGED BALLOTS	0
TOTAL	53
POLL SLIPS SIGNED	53

PRECINCT THIRTEEN

BALLOTS COUNTED	105
CHALLENGED BALLOTS	3
TOTAL	108
POLL SLIPS SIGNED	108

PRECINCT FOURTEEN

BALLOTS COUNTED	114
CHALLENGED BALLOTS	4
TOTAL	118
POLL SLIPS SIGNED	118

PRECINCT FIFTEEN

BALLOTS COUNTED	209
CHALLENGED BALLOTS	3
TOTAL	212
POLL SLIPS SIGNED	212

PRECINCT SIXTEEN

BALLOTS COUNTED	201
CHALLENGED BALLOTS	3
TOTAL	204
POLL SLIPS SIGNED	204

PRECINCT SEVENTEEN

BALLOTS COUNTED	133
CHALLENGED BALLOTS	3
TOTAL	136
POLL SLIPS SIGNED	136

PRECINCT EIGHTEEN

BALLOTS COUNTED	30
CHALLENGED BALLOTS	6
TOTAL	36
POLL SLIPS SIGNED	36

PRECINCT TWENTY

BALLOTS COUNTED	59
CHALLENGED BALLOTS	4
TOTAL	63
POLL SLIPS SIGNED	63

PRECINCT TWENTY-ONE

BALLOTS COUNTED	113
CHALLENGED BALLOTS	0
TOTAL	113
POLL SLIPS SIGNED	113

PRECINCT TWENTY-TWO

BALLOTS COUNTED	41
CHALLENGED BALLOTS	5
TOTAL	46
POLL SLIPS SIGNED	46

PRECINCT TWENTY-THREE

BALLOTS COUNTED	276
CHALLENGED BALLOTS	5
TOTAL	281
POLL SLIPS SIGNED	281

PRECINCT TWENTY-FOUR

BALLOTS COUNTED	283
CHALLENGED BALLOTS	2
TOTAL	285
POLL SLIPS SIGNED	285

PRECINCT TWENTY-SIX

BALLOTS COUNTED	182
CHALLENGED BALLOTS	3
TOTAL	185
POLL SLIPS SIGNED	185

PRECINCT TWENTY-EIGHT

BALLOTS COUNTED	195
CHALLENGED BALLOTS	4
(1 ABSENTEE BALLOT NOT PROCESSED AT PRECINCT)	
TOTAL	199
POLL SLIPS SIGNED	199

PRECINCT THIRTY

BALLOTS COUNTED	109
CHALLENGED BALLOTS	3
TOTAL	112
POLL SLIPS SIGNED	112

PRECINCT THIRTY-ONE

BALLOTS COUNTED	220
CHALLENGED BALLOTS	2
TOTAL	222
POLL SLIPS SIGNED	222

PRECINCT NINETY

BALLOTS COUNTED	172
CHALLENGED BALLOTS	4
TOTAL	176
POLL SLIPS SIGNED	176

WESTERN DISTRICT

PRECINCT THIRTY-SEVEN

BALLOTS COUNTED	172
CHALLENGED BALLOTS	3
TOTAL	175
POLL SLIPS SIGNED	175

PRECINCT FORTY

BALLOTS COUNTED	102
CHALLENGED BALLOTS	0
TOTAL	102
POLL SLIP SIGNED	102

PRECINCT FORTY-ONE

BALLOTS COUNTED	99
CHALLENGED BALLOTS	0
TOTAL	99
POLL SLIPS SIGNED	99

PRECINCT FORTY-TWO

BALLOTS COUNTED	136
CHALLENGED BALLOTS	2
TOTAL	138
POLL SLIPS SIGNED	138

PRECINCT FORTY-FOUR

BALLOTS COUNTED	233
CHALLENGED BALLOTS	8
TOTAL	241
POLL SLIPS SIGNED	241

PRECINCT FORTY-SIX

BALLOTS COUNTED	148
CHALLENGED BALLOTS (ABSENTEE BALLOT NO POLL SLIP PROCESSED)	5
TOTAL	153
POLL SLIPS SIGNED	153

PRECINCT FORTY-SEVEN

BALLOTS COUNTED	149
CHALLENGED BALLOTS	3
TOTAL	152
POLL SLIPS SIGNED	152

PRECINCT FORTY-EIGHT

BALLOTS COUNTED	85
CHALLENGED BALLOTS	7
TOTAL	92
POLL SLIPS SIGNED	92

PRECINCT FORTY-NINE

BALLOTS COUNTED	67
CHALLENGED BALLOTS	2
TOTAL	69
POLL SLIPS SIGNED	69

PRECINCT FIFTY-ONE

BALLOTS COUNTED	111
CHALLENGED BALLOTS	0
TOTAL	111
POLL SLIPS SIGNED	111

PRECINCT FIFTY-TWO

BALLOTS COUNTED	120
CHALLENGED BALLOTS	4
TOTAL	124
POLL SLIPS SIGNED	124

PRECINCT FIFTY-THREE

BALLOTS COUNTED	145
CHALLENGED BALLOTS	0
TOTAL	145
POLL SLIPS SIGNED	145

PRECINCT FIFTY-FOUR

BALLOTS COUNTED	155
CHALLENGED BALLOTS	3
TOTAL	158
POLL SLIPS SIGNED	158

PRECINCT FIFTY-FIVE

BALLOTS COUNTED	155
CHALLENGED BALLOTS	3
TOTAL	158
POLL SLIPS SIGNED	158

PRECINCT FIFTY-SIX

BALLOTS COUNTED	39
CHALLENGED BALLOTS	0
TOTAL	39
POLL SLIPS SIGNED	39

PRECINCT FIFTY-EIGHT

BALLOTS COUNTED	40
CHALLENGED BALLOTS	0
TOTAL	40
POLL SLIPS SIGNED	40

PRECINCT FIFTY-NINE

BALLOTS COUNTED	262
CHALLENGED BALLOTS	0
TOTAL	262
POLL SLIPS SIGNED	262

PRECINCT SIXTY

BALLOTS COUNTED	120
CHALLENGED BALLOTS	6
TOTAL	126
POLL SLIPS SIGNED	126

PRECINCT SIXTY-ONE A

BALLOTS COUNTED	246
CHALLENGED BALLOTS	3
TOTAL	249
POLL SLIPS SIGNED	249

PRECINCT SIXTY-ONE B

BALLOTS COUNTED	178
CHALLENGED BALLOTS	1
TOTAL	179
POLL SLIPS SIGNED	179

PRECINCT SIXTY-TWO

BALLOTS COUNTED	344
CHALLENGED BALLOTS	3
TOTAL	347
POLL SLIPS SIGNED	347

PRECINCT SIXTY-THREE

BALLOTS COUNTED	114
CHALLENGED BALLOTS	1
TOTAL	115
POLL SLIPS SIGNED	115

PRECINCT SIXTY-FOUR

BALLOTS COUNTED	119
CHALLENGED BALLOTS	0
TOTAL	119
POLL SLIPS SIGNED	119

PRECINCT SIXTY-SEVEN

BALLOTS COUNTED	203
CHALLENGED BALLOTS	2
TOTAL	205
POLL SLIPS SIGNED	205

PRECINCT SIXTY-EIGHT

BALLOTS COUNTED	238
CHALLENGED BALLOTS	0
TOTAL	238
POLL SLIPS SIGNED	238

PRECINCT SIXTY-NINE

BALLOTS COUNTED	198
CHALLENGED BALLOTS	2
TOTAL	200
POLL SLIPS SIGNED	200

PRECINCT SEVENTY

BALLOTS COUNTED	181
CHALLENGED BALLOTS	6
TOTAL	187
POLL SLIPS SIGNED	187

PRECINCT SEVENTY-ONE

BALLOTS COUNTED	202
CHALLENGED BALLOTS	7
TOTAL	209
POLL SLIPS SIGNED	209

PRECINCT SEVENTY-TWO

BALLOTS COUNTED	124
CHALLENGED BALLOTS	4
TOTAL	128
POLL SLIPS SIGNED	128

PRECINCT SEVENTY-THREE

BALLOTS COUNTED	223
CHALLENGED BALLOTS	4
TOTAL	227
POLL SLIPS SIGNED	227

PRECINCT SEVENTY-FOUR

BALLOTS COUNTED	136
CHALLENGED BALLOTS	3
TOTAL	139
POLL SLIPS SIGNED	139

PRECINCT SEVENTY-FIVE

BALLOTS COUNTED	140
CHALLENGED BALLOTS	3
TOTAL	143
POLL SLIPS SIGNED	143

PRECINCT NINETY-TWO

BALLOTS COUNTED	238
CHALLENGED BALLOTS	2
TOTAL	240
POLL SLIPS SIGNED	240

EASTERN DISTRICT

PRECINCT TWENTY-FIVE

BALLOTS COUNTED	256
CHALLENGED BALLOTS	1
TOTAL	257
POLL SLIPS SIGNED	257

PRECINCT TWENTY-SEVEN

BALLOTS COUNTED	224
CHALLENGED BALLOTS	2
TOTAL	226
POLL SLIPS SIGNED	226

PRECINCT TWENTY-NINE

BALLOTS COUNTED	153
CHALLENGED BALLOTS	2
TOTAL	155
POLL SLIPS SIGNED	155

PRECINCT THIRTY-TWO

BALLOTS COUNTED	136
CHALLENGED BALLOTS	2
TOTAL	138
POLL SLIPS SIGNED	138

PRECINCT THIRTY-THREE

BALLOTS COUNTED	237
CHALLENGED BALLOTS	10
TOTAL	247
POLL SLIPS SIGNED	247

PRECINCT THIRTY-FOUR

BALLOTS COUNTED	200
CHALLENGED BALLOTS	2
(absentee ballot not processed at poll)	
TOTAL	202
POLL SLIPS SIGNED	202

PRECINCT THIRTY-FIVE

BALLOTS COUNTED	161
CHALLENGED BALLOTS	9
TOTAL	170
POLL SLIPS SIGNED	170

PRECINCT THIRTY-SIX

BALLOTS COUNTED	75
CHALLENGED BALLOTS	3
TOTAL	78
POLL SLIPS SIGNED	78

PRECINCT THIRTY-EIGHT A

BALLOTS COUNTED	249
CHALLENGED BALLOTS	5
TOTAL	254
POLL SLIPS SIGNED	254

PRECINCT THIRTY-EIGHT B

BALLOTS COUNTED	219
CHALLENGED BALLOTS	3
TOTAL	222
POLL SLIPS SIGNED	222

PRECINCT THIRTY-NINE

BALLOTS COUNTED	239
CHALLENGED BALLOTS	12
TOTAL	251
POLL SLIPS SIGNED	251

PRECINCT EIGHTY-THREE B

BALLOTS COUNTED	137
CHALLENGED BALLOTS	3
TOTAL	140
POLL SLIPS SIGNED	140

PRECINCT EIGHTY-FOUR

BALLOTS COUNTED	150
CHALLENGED BALLOTS	1
TOTAL	151
POLL SLIPS SIGNED	151

PRECINCT EIGHTY-FIVE

BALLOTS COUNTED	90
CHALLENGED BALLOTS	8
TOTAL	98
POLL SLIPS SIGNED	98

PRECINCT EIGHTY-SIX

BALLOTS COUNTED	294
CHALLENGED BALLOTS	3
(spoiled ballots)	3
TOTAL	300
POLL SLIPS SIGNED	300

PRECINCT EIGHTY-SEVEN A

BALLOTS COUNTED	153
CHALLENGED BALLOTS	2
TOTAL	155
POLL SLIPS SIGNED	155

PRECINCT EIGHTY-SEVEN B

BALLOTS COUNTED	131
CHALLENGED BALLOTS	5
TOTAL	136
POLL SLIPS SIGNED	136

PRECINCT EIGHTY-EIGHT

BALLOTS COUNTED	242
CHALLENGED BALLOTS	3
TOTAL	245
POLL SLIPS SIGNED	245

PRECINCT NINETY-ONE

BALLOTS COUNTED	236
CHALLENGED BALLOTS	0
TOTAL	236
POLL SLIPS SIGNED	236

TOTAL VOTER REGISTRATION	41,475
TOTAL BALLOTS CAST	15,848

The Board of Canvassers of the County of Monongalia, State of West Virginia, having carefully and impartially examined the returns of the election held in Monongalia County, on the 3rd day of November 1998, do hereby certify that in said County the following votes were received:

STRAIGHT PARTY

DEMOCRATIC PARTY received	(2,818)
Two Thousand Eight Hundred Eighteen	

REPUBLICAN PARTY received (826)
Eight Hundred Twenty Six

LIBERTARIAN PARTY received (70)

**FOR THE OFFICE OF U. S. HOUSE OF REPRESENTATIVES
FIRST CONGRESSIONAL DISTRICT**

ALAN B. MOLLOHAN received (10,100)
Ten Thousand One Hundred

RICHARD KERR received (4,195)
Four Thousand One Hundred Ninety Five

FOR THE OFFICE OF JUSTICE OF SUPREME COURT OF APPEALS

WARREN R. MCGRAW received (7,528)
Seven Thousand Five Hundred Twenty Eight

JOHN MCCUSKEY received (7,641)
Seven Thousand Six Hundred Forty One

**FOR THE OFFICE OF STATE SENATOR
THIRTEENTH SENATORIAL DISTRICT**

MIKE OLIVERIO II received (9,398)
Nine Thousand Three Hundred Ninety Eight

**FOR THE OFFICE OF STATE SENATOR
FOURTEENTH SENATORIAL DISTRICT**

GARY A. LIVENGOOD received (1,875)
One Thousand Eight Hundred Seventy Five

SARAH MINEAR received (1,799)
One Thousand Seven Hundred Ninety Nine

JOHN R. BARTLETT received (267)
Two Hundred Sixty Seven

**FOR THE OFFICE OF HOUSE OF DELEGATES
FORTY SECOND DELEGATE DISTRICT**

TOM COLEMAN received (234)
Two Hundred Thirty Four

**FOR THE HOUSE OF DELEGATES
FORTY FOURTH DELEGATE DISTRICT**

NANCY HOUSTON received (7,875)
Seven Thousand Eight Hundred Seventy Five

CHARLENE MARSHALL received (8,981)
Eight Thousand Nine Hundred Eighty One

EUGENE CLAYPOLE received (7,614)
Seven Thousand Six Hundred Fourteen

BARBARA EVANS FLEISCHAUER received (7,697)
Seven Thousand Six Hundred Ninety Seven

CINDY FRICH received (6,475)
Six Thousand Four Hundred Seventy Five

DANNY PARRISH received (3,252)
Three Thousand Two Hundred Fifty Two

SHEIRL FLETCHER received (7,863)
Seven Thousand Eight Hundred Sixty Three

ROBERT H. JONES received (2,004)
Two Thousand Four

FOR THE OFFICE OF CIRCUIT CLERK

JEAN FRIEND received (11,866)
Eleven Thousand Eight Hundred Sixty Six

FOR THE OFFICE OF COUNTY COMMISSIONER

ROBERT "BOB" BELL received (9,915)
Nine Thousand Nine Hundred Fifteen

LINDA L. HARE COLLINS received (5,094)
Five Thousand Ninety Four

FOR THE OFFICE OF COUNTY CLERK

MIKE OLIVERIO received (10,828)
Ten Thousand Eight Hundred Twenty Eight

ERIC T. BLASS received (4,405)
Four Thousand Four Hundred Five

**FOR THE OFFICE OF CIRCUIT JUDGE
SECOND DIVISION - UNEXPIRED TERM**

RUSSELL M. CLAWGES, JR. received (12,079)
Twelve Thousand Seventy Nine

**CONSTITUTIONAL AMENDMENT NO. 1
ECONOMIC DEVELOPMENT**

FOR THE AMENDMENT received (5,558)
Five Thousand Five Hundred Fifty Eight

AGAINST THE AMENDMENT received (8,884)
Eight Thousand Eight Hundred Eighty Four

**CONSTITUTIONAL AMENDMENT NO. 2
JUDICIAL REFORM**

FOR THE AMENDMENT received (7,136)
Seven Thousand One Hundred Thirty Six

AGAINST THE AMENDMENT received (6,920)
Six Thousand Nine Hundred Twenty

A motion was duly made by Commissioner Merow, seconded by Commissioner Wiley, and unanimously carried, to recess the Board of Canvass at 4:15 o'clock P.M. and to reconvene Tuesday, November 17, 1998 at 3:15 o'clock P.M. to certify the results of the Tuesday, November 3, 1998 General Election.

* * * * *

BOARD OF CANVASSERS

THURSDAY, NOVEMBER 17, 1998

A motion was duly made by Commissioner Merow, seconded by Commissioner Pyles, and unanimously carried, setting as a Board of Canvassers, certified all the results written above to be the actual votes received by each candidate in the November 3, 1998, General Election, and signed separate certificates of the results of said Election, within Monongalia County, for each of the offices to be filled by each political party.

The Board of Canvassers adjourned at 3:28 P.M., sine die.

John W. Pyles
Florence L. Merow
Scott L. ...

COMMISSIONER OF THE COUNTY
COMMISSION AND EX-OFFICIO BOARD
OF CANVASSERS IN AND FOR
MONONGALIA COUNTY, WEST VIRGINIA

Attest: *Michael G. Oliveri*

November 3, 1998
General Election

Democrat
Straight Party

Precinct No.	Votes	Precinct No.	Votes
1	51	52	33
2	63	53	33
3	28	54	32
4	51	55	32
5	39	56	4
6	13	58	9
7	20	59	45
8	42	60	24
9	44	61A	39
10	6	61B	33
12	13	62	63
13	21	63	22
14	20	64	44
15	38	67	63
16	30	68	42
17	24	69	57
18	6	70	42
20	10	71	41
21	7	72	28
22	9	73	47
23	47	74	37
24	35	75	17
25	61	76	12
26	23	77A	32
27	24	77B	35
28	27	78	44
29	32	79A	37
30	22	79B	38
31	58	80	34
32	35	81	32
33	49	82	18
34	36	83A	32
35	23	83B	29
36	13	84	21
37	35	85	12
38A	41	86	43
38B	48	87A	9
39	33	87B	20
40	22	88	30
41	23	90	14
42	42	91	25
44	56	92	40
46	50		
47	42	TOTAL	2818
48	32		
49	12		
51	18		

November 3, 1998
General Election

Republican
Straight Party

Precinct No.	Votes	Precinct No.	Votes
1	12	52	10
2	12	53	10
3	7	54	6
4	13	55	13
5	13	56	1
6	1	58	1
7	2	59	11
8	9	60	10
9	6	61A	8
10	0	61B	18
12	2	62	31
13	6	63	2
14	9	64	7
15	9	67	6
16	7	68	13
17	1	69	10
18	1	70	9
20	2	71	18
21	11	72	3
22	1	73	4
23	14	74	9
24	21	75	3
25	12	76	5
26	8	77A	18
27	5	77B	17
28	7	78	24
29	8	79A	25
30	4	79B	22
31	5	80	16
32	11	81	8
33	14	82	11
34	16	83A	11
35	11	83B	7
36	5	84	7
37	15	85	5
38A	15	86	17
38B	14	87A	11
39	19	87B	7
40	2	88	14
41	6	90	5
42	9	91	8
44	13	92	13
46	3		
47	5	TOTAL	826
48	0		
49	2		
51	4		

November 3, 1998
General Election

Libertarian
Straight Party

Precinct No.	Votes	Precinct No.	Votes
1	1	52	1
2	3	53	0
3	1	54	0
4	1	55	1
5	3	56	0
6	1	58	0
7	0	59	1
8	2	60	1
9	2	61A	1
10	0	61B	1
12	0	62	1
13	0	63	1
14	0	64	0
15	0	67	1
16	0	68	1
17	0	69	2
18	0	70	0
20	0	71	0
21	0	72	0
22	0	73	1
23	0	74	0
24	0	75	1
25	1	76	0
26	0	77A	1
27	1	77B	1
28	3	78	3
29	2	79A	0
30	0	79B	2
31	0	80	1
32	2	81	0
33	2	82	2
34	1	83A	0
35	1	83B	0
36	0	84	0
37	2	85	0
38A	1	86	0
38B	1	87A	1
39	3	87B	1
40	1	88	0
41	2	90	0
42	0	91	0
44	0	92	0
46	3		
47	1	TOTAL	70
48	1		
49	0		
51	2		

November 3, 1998
General Election

US House of Representatives
1st Congressional Dist
Alan B. Mollohan
Democrat

Precinct No.	Votes	Precinct No.	Votes
1	213	53	109
2	186	54	97
3	133	55	105
4	223	56	27
5	174	58	19
6	35	59	164
7	54	60	75
8	160	61A	159
9	134	61B	110
10	19	62	215
12	31	63	76
13	73	64	89
14	77	67	144
15	123	68	137
16	142	69	131
17	100	70	132
18	18	71	128
20	40	72	82
21	68	73	162
22	29	74	94
23	168	75	78
24	174	76	32
25	176	77A	204
26	109	77B	166
27	132	78	223
28	115	79A	149
29	107	79B	169
30	78	80	156
31	165	81	137
32	95	82	81
33	157	83A	121
34	118	83B	98
35	98	84	97
36	42	85	58
37	104	86	180
38a	154	87A	90
38b	147	87B	82
39	140	88	146
40	77	90	94
41	64	91	153
42	95	92	157
44	152		
46	99	TOTAL	10100
47	111		
48	62		
49	36		
51	80		
52	87		

US House of Representatives
1st Congressional Dist

Richard Kerr
Libertarian

Precinct No.	Votes	Precinct No.	Votes
1	76	53	24
2	85	54	53
3	65	55	36
4	95	56	10
5	48	58	16
6	16	59	78
7	19	60	36
8	70	61A	70
9	41	61B	51
10	14	62	96
12	13	63	33
13	25	64	23
14	25	67	46
15	69	68	80
16	46	69	51
17	26	70	47
18	14	71	52
20	19	72	28
21	31	73	49
22	13	74	28
23	76	75	53
24	76	76	12
25	53	77A	67
26	62	77B	77
27	70	78	101
28	73	79A	88
29	27	79B	105
30	24	80	50
31	33	81	69
32	30	82	41
33	65	83A	39
34	60	83B	29
35	46	84	40
36	22	85	30
37	51	86	80
38a	69	87A	40
38b	56	87B	40
39	80	88	68
40	18	90	65
41	25	91	65
42	29	92	56
44	55		
46	44	TOTAL	4195
47	31		
48	18		
49	27		
51	20		
52	23		

191
November 3, 1998
General Election

Justice of Supreme Court of Appeals
Warren R. McGraw
Democrat

Precinct No.	Votes	Precinct No.	Votes
1	178	54	82
2	152	55	87
3	106	56	25
4	160	58	14
5	118	59	112
6	33	60	60
7	53	61A	95
8	132	61B	75
9	117	62	167
10	22	63	62
12	29	64	76
13	59	67	127
14	60	68	107
15	113	69	120
16	97	70	112
17	76	71	111
18	16	72	74
20	33	73	130
21	43	74	83
22	22	75	58
23	120	76	25
24	107	77A	115
25	144	77B	109
26	67	78	120
27	92	79A	94
28	70	79B	102
29	78	80	97
30	65	81	110
31	139	82	60
32	72	83A	83
33	112	83B	59
34	106	84	66
35	79	85	44
36	31	86	114
37	85	87A	42
38A	106	87B	47
38B	105	88	81
39	82	90	54
40	67	91	81
41	48	92	126
42	79		
44	132	TOTAL	7528
46	97		
47	102		
48	63		
49	36		
51	63		
52	78		
53	78		

November 3, 1998
General Election

Justice of Supreme Court of Appeals
John McCuskey
Republican

Precinct No.	Votes	Precinct No.	Votes
1	125	54	68
2	135	55	67
3	100	56	11
4	170	58	22
5	118	59	145
6	25	60	59
7	24	61A	149
8	110	61B	101
9	65	62	166
10	9	63	46
12	19	64	40
13	44	67	73
14	49	68	122
15	94	69	66
16	102	70	79
17	51	71	88
18	18	72	43
20	29	73	85
21	67	74	50
22	19	75	77
23	144	76	23
24	162	77A	169
25	94	77B	150
26	110	78	221
27	124	79A	166
28	121	79B	203
29	65	80	128
30	43	81	111
31	68	82	74
32	62	83A	89
33	128	83B	75
34	87	84	79
35	82	85	49
36	42	86	167
37	82	87A	105
38a	134	87B	83
38b	107	88	153
39	157	90	104
40	29	91	143
41	46	92	101
42	50		
44	99	TOTAL	7641
46	51		
47	43		
48	19		
49	29		
51	37		
52	43		
53	60		

November 3, 1998
General Election

State Senator 13th Senatorial Dist
Mike Oliverio II
Democrat

Precinct No.	Votes	Precinct No.	Votes
1	253	55	121
2	244	56	34
3	164	58	26
4	273	70	160
5	201	71	175
6	48	72	103
7	62	73	190
8	205	74	115
9	171	75	122
10	27	76	39
12	40	79A	197
13	86	79B	235
14	95	80	182
15	169	81	177
16	164	82	105
17	108	83A	144
18	27	83B	119
20	51	84	118
21	82	86	234
22	37	87A	115
23	214	87B	106
24	214	88	190
25	216	90	139
26	140	91	193
27	198	92	196
28	158		
29	131	TOTAL	9398
30	96		
31	192		
32	110		
35	130		
36	58		
39	202		
40	86		
41	84		
42	118		
44	182		
46	136		
47	130		
48	80		
49	55		
51	90		
52	100		
53	116		
54	120		

November 3, 1998
General Election

State Senator 14th Senatorial District
Gary A. Livengood
Democrat

Precinct No.	Votes
33	114
34	98
37	73
38A	110
38B	117
59	107
60	55
61A	104
61B	70
62	159
63	63
64	76
67	103
68	96
69	118
77A	127
77B	114
78	130
85	41
TOTAL	1875

95
November 3, 1998
General Election

State Senator 14th Senatorial District

Sarah Minear Republican	Precinct No.	Votes
	33	105
	34	71
	37	82
	38A	106
	38B	86
	59	124
	60	49
	61A	115
	61B	96
	62	153
	63	37
	64	32
	67	67
	68	107
	69	56
	77A	153
	77B	124
	78	193
	85	43
	TOTAL	1799

November 3, 1998
General Election

State Senator 14th Senatorial District
John R. Bartlett
Libertarian

Precinct No.	Votes
33	18
34	20
37	11
38A	22
38B	10
59	20
60	11
61A	18
61B	7
62	24
63	6
64	5
67	22
68	19
69	11
77A	7
77B	17
78	14
85	5
TOTAL	267

198
November 3, 1998
General Election

House of Delegates
42d Delegate District
Tom Coleman
Democrat

Precinct No.	Votes
62	234

House of Delegates
44th Delegate District
Nancy Houston
Democrat

Precinct No.	Votes	Precinct No.	Votes
1	176	53	69
2	174	54	76
3	114	55	68
4	189	56	20
5	140	58	16
6	32	59	120
7	46	60	59
8	156	61A	113
9	107	61B	80
10	20	63	70
12	22	64	68
13	61	67	127
14	61	68	108
15	108	69	117
16	106	70	112
17	82	71	116
18	16	72	75
20	28	73	109
21	52	74	67
22	21	75	63
23	149	76	24
24	137	77A	150
25	129	77B	133
26	95	78	160
27	106	79A	117
28	105	79B	120
29	81	80	118
30	65	81	120
31	135	82	66
32	68	83A	91
33	124	83B	81
34	94	84	74
35	87	85	41
36	29	86	147
37	85	87A	69
38A	112	87B	65
38B	115	88	130
39	121	90	91
40	47	91	115
41	45	92	127
42	78		
44	117	TOTAL	7875
46	80		
47	80		
48	48		
49	27		
51	47		
52	66		

November 3, 1998
General Election

House of Delegates
44th Delegate District
Charlene Marshall
Democrat

Precinct No.	Votes	Precinct No.	Votes
1	192	53	59
2	185	54	73
3	133	55	76
4	220	56	20
5	179	58	16
6	43	59	139
7	57	60	73
8	176	61A	142
9	126	61B	87
10	25	63	64
12	28	64	73
13	66	67	113
14	80	68	122
15	142	69	112
16	131	70	132
17	81	71	123
18	21	72	69
20	34	73	147
21	66	74	85
22	27	75	78
23	160	76	27
24	164	77A	168
25	166	77B	137
26	101	78	188
27	136	79A	130
28	115	79B	149
29	92	80	119
30	74	81	124
31	159	82	71
32	79	83A	110
33	144	83B	85
34	121	84	86
35	84	85	56
36	39	86	173
37	122	87A	75
38a	129	87B	66
38b	133	88	146
39	139	90	93
40	51	91	133
41	44	92	148
42	73		
44	137	TOTAL	8981
46	102		
47	101		
48	68		
49	38		
51	49		
52	62		

House of Delegates
44th Delegate District

Eugene Claypole
Democrat

Precinct No.	Votes	Precinct No.	Votes
1	162	53	82
2	153	54	96
3	105	55	102
4	169	56	26
5	119	58	25
6	34	59	121
7	48	60	67
8	121	61A	113
9	107	61B	83
10	15	63	60
12	30	64	79
13	53	67	124
14	62	68	120
15	101	69	127
16	104	70	105
17	71	71	113
18	15	72	83
20	33	73	129
21	47	74	94
22	24	75	77
23	111	76	25
24	114	77A	128
25	141	77B	119
26	73	78	129
27	100	79A	84
28	76	79B	93
29	78	80	96
30	70	81	110
31	134	82	70
32	74	83A	79
33	121	83B	75
34	103	84	72
35	84	85	37
36	28	86	118
37	80	87A	46
38a	117	87B	45
38b	114	88	103
39	96	90	58
40	68	91	87
41	53	92	125
42	85		
44	138	TOTAL	7614
46	98		
47	108		
48	69		
49	38		
51	72		
52	73		

November 3, 1998
General Election

House of Delegates
44th Delegate District

Barbara Evans Fleischauer Democrat	Precinct No.	Votes	Precinct No.	Votes
	1	161	53	63
	2	159	54	75
	3	118	55	68
	4	209	56	19
	5	161	58	19
	6	35	59	123
	7	53	60	59
	8	163	61A	117
	9	106	61B	82
	10	19	63	53
	12	33	64	66
	13	58	67	106
	14	61	68	94
	15	109	69	98
	16	121	70	94
	17	79	71	104
	18	15	72	64
	20	28	73	111
	21	51	74	72
	22	24	75	72
	23	136	76	27
	24	129	77A	145
	25	129	77B	123
	26	86	78	161
	27	106	79A	107
	28	104	79B	117
	29	66	80	109
	30	46	81	101
	31	150	82	62
	32	69	83A	88
	33	117	83B	71
	34	95	84	83
	35	68	85	47
	36	37	86	148
	37	81	87A	59
	38a	106	87B	59
	38b	121	88	121
	39	124	90	96
	40	52	91	108
	41	41	92	124
	42	68		
	44	114	TOTAL	7697
	46	82		
	47	91		
	48	53		
	49	31		
	51	49		
	52	68		

November 3, 1998
General Election

House of Delegates
44th Delegate District

Cindy Frich
Republican

Precinct No.	Votes	Precinct No.	Votes
1	130	53	40
2	113	54	55
3	79	55	75
4	130	56	13
5	83	58	21
6	20	59	138
7	27	60	54
8	105	61A	121
9	66	61B	91
10	12	63	46
12	19	64	45
13	44	67	68
14	53	68	112
15	78	69	69
16	87	70	65
17	42	71	73
18	17	72	43
20	20	73	95
21	56	74	41
22	14	75	57
23	133	76	23
24	144	77A	135
25	90	77B	128
26	74	78	169
27	95	79A	152
28	91	79B	169
29	68	80	107
30	35	81	105
31	67	82	63
32	50	83A	86
33	99	83B	59
34	79	84	67
35	69	85	45
36	37	86	130
37	82	87A	90
38a	120	87B	62
38b	93	88	98
39	114	90	82
40	38	91	119
41	32	92	107
42	48		
44	88	TOTAL	6475
46	49		
47	46		
48	22		
49	29		
51	35		
52	35		

November 3, 1998
General Election

House of Delegates
44th Delegate District

Danny Parrish
Republican

Precinct No.	Votes	Precinct No.	Votes
1	52	53	57
2	61	54	64
3	36	55	60
4	52	56	12
5	35	58	13
6	7	59	64
7	13	60	26
8	37	61A	57
9	26	61B	59
10	5	63	25
12	11	64	22
13	21	67	36
14	22	68	60
15	35	69	39
16	40	70	21
17	16	71	40
18	9	72	17
20	10	73	36
21	32	74	22
22	9	75	29
23	48	76	12
24	81	77A	63
25	35	77B	52
26	32	78	77
27	46	79A	83
28	40	79B	74
29	24	80	67
30	16	81	45
31	19	82	31
32	32	83A	46
33	56	83B	26
34	39	84	27
35	43	85	20
36	21	86	52
37	38	87A	34
38a	56	87B	31
38b	41	88	52
39	53	90	30
40	31	91	43
41	44	92	38
42	46		
44	64	TOTAL	3252
46	33		
47	22		
48	5		
49	15		
51	36		
52			

November 3, 1998
General Election

House of Delegates
44th Delegate District
Sheirl Fletcher
Republican

Precinct No.	Votes	Precinct No.	Votes
1	153	53	69
2	139	54	81
3	98	55	74
4	159	56	14
5	105	58	22
6	31	59	152
7	29	60	52
8	105	61A	137
9	86	61B	103
10	14	63	59
12	24	64	49
13	49	67	85
14	48	68	131
15	101	69	70
16	91	70	86
17	59	71	94
18	15	72	58
20	31	73	108
21	66	74	51
22	18	75	82
23	158	76	25
24	150	77A	183
25	124	77B	160
26	105	78	223
27	130	79A	185
28	115	79B	209
29	83	80	141
30	56	81	114
31	80	82	79
32	71	83A	101
33	128	83B	71
34	92	84	82
35	79	85	54
36	41	86	157
37	96	87A	98
38a	143	87B	78
38b	116	88	135
39	131	90	101
40	47	91	133
41	42	92	105
42	58		
44	109	TOTAL	7863
46	61		
47	61		
48	28		
49	35		
51	45		
52	47		

November 3, 1998
General Election

House of Delegates
44th Delegate District

Robert H. Jones
Libertarian

Precinct No.	Votes	Precinct No.	Votes
1	46	53	15
2	44	54	26
3	26	55	27
4	43	56	5
5	31	58	1
6	10	59	59
7	9	60	22
8	27	61A	36
9	16	61B	33
10	7	63	16
12	9	64	8
13	14	67	37
14	20	68	33
15	31	69	30
16	21	70	19
17	22	71	30
18	13	72	16
20	7	73	30
21	15	74	15
22	7	75	17
23	19	76	9
24	34	77A	32
25	21	77B	38
26	19	78	47
27	23	79A	52
28	26	79B	40
29	20	80	27
30	14	81	33
31	19	82	18
32	14	83A	31
33	40	83B	16
34	31	84	13
35	26	85	14
36	8	86	35
37	24	87A	25
38a	35	87B	20
38b	19	88	26
39	31	90	21
40	11	91	22
41	15	92	20
42	15		
44	21	TOTAL	2004
46	24		
47	13		
48	11		
49	17		
51	11		
52	11		

November 3, 1998
General Election

Circuit Clerk				
Jean Friend	Precinct No.	Votes	Precinct No.	Votes
Democrat	1	240	54	116
	2	224	55	111
	3	168	56	33
	4	260	58	27
	5	192	59	190
	6	43	60	87
	7	67	61A	167
	8	193	61B	126
	9	146	62	245
	10	19	63	89
	12	40	64	96
	13	80	67	172
	14	92	68	180
	15	161	69	155
	16	148	70	155
	17	101	71	158
	18	23	72	104
	20	49	73	191
	21	79	74	104
	22	37	75	111
	23	199	76	38
	24	207	77A	227
	25	203	77B	204
	26	130	78	260
	27	166	79A	184
	28	147	79B	219
	29	120	80	170
	30	89	81	173
	31	190	82	102
	32	99	83A	132
	33	185	83B	111
	34	134	84	115
	35	116	85	65
	36	51	86	216
	37	126	87A	107
	38A	180	87B	92
	38B	183	88	175
	39	185	90	129
	40	86	91	169
	41	78	92	183
	42	108		
	44	176	TOTAL	11866
	46	132		
	47	123		
	48	76		
	49	47		
	51	80		
	52	97		
	53	103		

November 3, 1998
General Election

County Commissioner

Robert "Bob" Bell

Democrat

Precinct No.	Votes	Precinct No.	Votes
1	215	54	112
2	184	55	103
3	140	56	24
4	227	58	18
5	163	59	140
6	43	60	78
7	43	61A	141
8	163	61B	100
9	124	62	220
10	24	63	73
12	32	64	82
13	71	67	136
14	74	68	126
15	146	69	140
16	123	70	132
17	91	71	133
18	18	72	85
20	37	73	148
21	63	74	92
22	22	75	83
23	175	76	26
24	161	77A	172
25	188	77B	161
26	112	78	199
27	136	79A	137
28	130	79B	185
29	99	80	129
30	73	81	126
31	160	82	92
32	86	83A	110
33	151	83B	95
34	123	84	89
35	97	85	61
36	42	86	184
37	94	87A	89
38A	158	87B	87
38B	148	88	150
39	143	90	108
40	78	91	125
41	75	92	143
42	96		
44	149	TOTAL	9915
46	114		
47	108		
48	69		
49	31		
51	86		
52	89		
53	107		

November 3, 1998
General Election

County Commissioner

Linda L. Hare Collins
Republican

Precinct No.	Votes	Precinct No.	Votes
1	89	54	40
2	103	55	46
3	63	56	10
4	95	58	20
5	65	59	112
6	11	60	36
7	27	61A	94
8	73	61B	68
9	52	62	120
10	6	63	36
12	18	64	28
13	29	67	64
14	36	68	102
15	55	69	45
16	67	70	52
17	35	71	62
18	15	72	35
20	22	73	68
21	43	74	37
22	19	75	53
23	95	76	19
24	108	77A	118
25	52	77B	95
26	62	78	139
27	77	79A	120
28	62	79B	116
29	46	80	93
30	29	81	95
31	54	82	43
32	45	83A	63
33	84	83B	38
34	56	84	52
35	64	85	30
36	27	86	90
37	72	87A	55
38A	84	87B	39
38B	68	88	83
39	87	90	54
40	21	91	95
41	21	92	84
42	37		
44	78	TOTAL	5094
46	37		
47	36		
48	14		
49	33		
51	23		
52	24		
53	26		

November 3, 1998
General Election

County Clerk
Mike Oliverio
Democrat

Precinct No.	Votes	Precinct No.	Votes
1	217	54	96
2	211	55	95
3	150	56	25
4	251	58	30
5	185	59	168
6	48	60	83
7	57	61A	160
8	178	61B	112
9	148	62	229
10	25	63	75
12	35	64	87
13	75	67	153
14	85	68	151
15	153	69	142
16	140	70	152
17	86	71	160
18	21	72	93
20	40	73	166
21	79	74	107
22	28	75	93
23	198	76	37
24	191	77A	203
25	193	77B	180
26	124	78	220
27	180	79A	140
28	139	79B	175
29	111	80	136
30	80	81	156
31	172	82	86
32	90	83A	119
33	161	83B	105
34	123	84	103
35	108	85	61
36	46	86	188
37	109	87A	93
38A	162	87B	91
38B	158	88	167
39	155	90	117
40	69	91	160
41	64	92	173
42	105		
44	165	TOTAL	10828
46	121		
47	119		
48	78		
49	44		
51	80		
52	92		
53	92		

November 3, 1998
General Election

County Clerk
Eric T. Blass
Republican

Precinct No.	Votes	Precinct No.	Votes
1	82	54	54
2	77	55	54
3	55	56	11
4	81	58	10
5	53	59	87
6	8	60	38
7	19	61A	78
8	63	61B	61
9	39	62	114
10	8	63	36
12	13	64	28
13	27	67	45
14	30	68	86
15	52	69	44
16	56	70	36
17	39	71	38
18	10	72	27
20	19	73	53
21	28	74	26
22	15	75	45
23	71	76	13
24	86	77A	88
25	46	77B	80
26	47	78	131
27	42	79A	117
28	55	79B	129
29	38	80	88
30	25	81	71
31	42	82	53
32	43	83A	60
33	80	83B	30
34	65	84	41
35	52	85	29
36	24	86	90
37	59	87A	49
38A	82	87B	35
38B	56	88	66
39	77	90	49
40	28	91	71
41	30	92	56
42	27		
44	63	TOTAL	4405
46	29		
47	27		
48	6		
49	21		
51	24		
52	26		
53	43		

November 3, 1998
General Election

Circuit Judge 2d Division
Unexpired Term
Russell M. Clawges Jr
Democrat

Precinct No.	Votes	Precinct No.	Votes
1	241	52	93
2	239	53	107
3	159	54	116
4	260	55	111
5	189	56	32
6	46	58	27
7	60	59	193
8	181	60	90
9	147	61A	192
10	22	61B	133
12	36	62	265
13	88	63	91
14	94	64	94
15	162	67	166
16	154	68	181
17	102	69	154
18	21	70	157
20	51	71	167
21	74	72	98
22	37	73	180
23	204	74	112
24	211	75	117
25	206	76	39
26	130	77A	230
27	171	77B	203
28	162	78	273
29	125	79A	191
30	82	79B	236
31	183	80	186
32	96	81	177
33	191	82	104
34	134	83A	135
35	123	83B	114
36	57	84	110
37	127	85	61
38A	175	86	224
38B	182	87A	109
39	190	87B	97
40	84	88	186
41	73	90	125
42	116	91	187
44	181	92	186
46	132		
47	123	TOTAL	12079
48	76		
49	47		
51	86		

Amendment No. 1
Economic Development
For the Amendment

Precinct No.	Votes	Precinct No.	Votes
1	103	52	22
2	101	53	15
3	93	54	29
4	140	55	35
5	120	56	4
6	23	58	4
7	22	59	50
8	125	60	37
9	64	61A	70
10	16	61B	51
12	13	62	99
13	41	63	15
14	42	64	23
15	92	67	50
16	89	68	66
17	48	69	45
18	13	70	63
20	14	71	70
21	57	72	30
22	20	73	58
23	154	74	37
24	153	75	57
25	82	76	24
26	86	77A	126
27	103	77B	125
28	93	78	180
29	39	79A	120
30	21	79B	154
31	46	80	85
32	41	81	66
33	84	82	41
34	42	83A	77
35	51	83B	54
36	25	84	45
37	38	85	27
38A	71	86	147
38B	57	87A	84
39	131	87B	77
40	30	88	119
41	16	90	98
42	30	91	124
44	43	92	62
46	39		
47	33	TOTAL	5558
48	17		
49	15		
51	17		

November 3, 1998
General Election

Amendment No. 1
Economic Development
Against the Amendment

Precinct No.	Votes	Precinct No.	Votes
1	193	52	86
2	166	53	93
3	105	54	120
4	175	55	120
5	101	56	32
6	32	58	35
7	45	59	175
8	117	60	79
9	104	61A	145
10	13	61B	100
12	27	62	233
13	54	63	88
14	67	64	79
15	113	67	132
16	103	68	166
17	80	69	141
18	18	70	109
20	40	71	115
21	51	72	88
22	22	73	148
23	106	74	83
24	112	75	80
25	144	76	22
26	79	77A	163
27	112	77B	119
28	93	78	148
29	105	79A	134
30	84	79B	137
31	140	80	131
32	82	81	142
33	129	82	84
34	141	83A	78
35	100	83B	78
36	45	84	89
37	113	85	63
38A	154	86	127
38B	150	87A	56
39	96	87B	48
40	60	88	105
41	75	90	63
42	97	91	97
44	172	92	155
46	97		
47	94	TOTAL	8884
48	59		
49	47		
51	86		

November 3, 1998
General Election

Amendment No. 2
Judicial Reform
For the Amendment

Precinct No.	Votes	Precinct No.	Votes
1	128	52	39
2	130	53	48
3	133	54	40
4	191	55	45
5	151	56	14
6	25	58	13
7	32	59	85
8	165	60	58
9	93	61A	92
10	14	61B	63
12	17	62	152
13	59	63	28
14	53	64	28
15	109	67	61
16	114	68	90
17	73	69	68
18	16	70	89
20	22	71	95
21	64	72	42
22	30	73	90
23	167	74	45
24	160	75	64
25	91	76	27
26	93	77A	169
27	118	77B	136
28	105	78	209
29	64	79A	142
30	37	79B	186
31	74	80	105
32	59	81	85
33	109	82	50
34	74	83A	102
35	63	83B	61
36	29	84	74
37	40	85	35
38A	97	86	167
38B	103	87A	95
39	146	87B	83
40	35	88	141
41	28	90	111
42	48	91	145
44	63	92	91
46	48		
47	35	TOTAL	7136
48	24		
49	20		
51	24		

November 3, 1998
General Election

Amendment No. 2
Judicial Reform
Against the Amendment

Precinct No.	Votes	Precinct No.	Votes
1	163	52	66
2	134	53	59
3	61	54	107
4	121	55	108
5	67	56	22
6	28	58	26
7	31	59	135
8	72	60	57
9	78	61A	120
10	13	61B	85
12	19	62	172
13	32	63	72
14	52	64	72
15	89	67	124
16	67	68	137
17	52	69	116
18	13	70	79
20	35	71	85
21	40	72	73
22	11	73	115
23	89	74	70
24	95	75	66
25	120	76	18
26	63	77A	116
27	93	77B	95
28	75	78	113
29	72	79A	107
30	66	79B	97
31	105	80	108
32	61	81	117
33	103	82	68
34	102	83A	50
35	84	83B	66
36	35	84	61
37	104	85	51
38A	123	86	98
38B	94	87A	41
39	73	87B	36
40	47	88	80
41	54	90	42
42	75	91	74
44	147	92	125
46	79		
47	87	TOTAL	6920
48	49		
49	43		
51	75		