

School Bond Election

Precinct No.	Location	For	Percent	Against	Percent
01	Mgtn Ch of God - Madigan Ave	79	24.01	250	75.98
02	Central Fire Station - South High	70	23.97	222	76.02
03	Bd Education Building South High Street	105	54.97	86	45.02
04	Morgantown High School Room 205	137	43.49	178	56.50
05	Morgantown High School Room 206	113	55.12	92	44.87
06	Morgantown High School Room 210	17	34.00	33	66.00
07	Morgantown High School Room 208	14	20.89	53	79.10
08	Morgantown High School Room 204	84	41.37	119	58.62
09	New Maintenance Shop - Brockway	41	30.14	95	69.85
10	Monongalia Co Sr. Center - Front Lobby	5	22.72	17	77.27
12	University High School - Gym Lobby	5	11.62	38	88.37
13	Central Elementary School	20	28.98	49	71.01
14	Central Elementary School	35	30.70	79	69.29
15	Woodburn Elementary School	66	29.33	159	70.66
16	Wiles Hill Elementary	84	43.97	107	56.02

Precinct No.	Location	For	Percent	Against	Percent
17	Wiles Hill Elementary	44	32.35	92	67.64
18	Stansbury Hall – WVU Lower Level	7	36.84	12	63.15
20	Seneca Center – Upper Level	9	15.51	49	84.48
21	St Francis Catholic School	41	49.39	42	50.60
22	Monongalia Co Health Department	8	33.33	16	66.66
23	Suncrest Elementary School	119	49.58	121	50.41
24	Suncrest Elementary School	100	39.37	154	60.62
25	Star City VFD	45	19.56	185	80.43
26	Suncrest Middle School Café	64	35.95	114	64.04
27	Suncrest Elementary School	70	37.63	116	62.36
28	WVU Creative Arts Ctr	64	36.36	112	63.63
29	Star City VFD	25	17.12	121	82.87
30	Sabraton Baptist Church	9	8.03	103	91.96
31	Sabra Meth-Ch Rec Rm Darst Street	27	11.84	201	88.15
32	Woodland Church	15	11.62	114	88.37
33	Rock Forge Neighborhood House	65	26.31	182	73.68

Precinct No.	Location	For	Percent	Against	Percent
34	Mellon Chapel Ch Cmtry Assoc Bldg	44	19.29	184	80.70
35	Mountainview Elementary School	19	13.97	117	86.02
36	North Elementary School – Kitchen	55	50.92	53	49.07
37	Summers Elementary School	25	11.79	187	88.20
38A	Brookhaven School Gym	78	25.57	227	74.42
38B	Brookhaven School Gym	68	25.56	198	74.43
39	Healthsouth Mtview Rehab Hospital	100	49.01	104	50.98
40	Wilma Shriver's Garage	21	17.21	101	82.78
41	Cross Roads Community Center	19	18.81	82	81.18
42	Wadestown Fire Department	24	13.87	149	86.12
44	Lazzelle Union Elementary School	35	12.68	241	87.31
46	St. Ursulas – Lower Level	13	9.62	122	90.37
47	Scott's Run VFD	3	1.96	150	98.03
48	Scott's Run Settlement House	3	4.16	69	95.83
49	Fort Martin Um Church	8	12.12	58	87.87

Precinct No.	Location	For	Percent	Against	Percent
51	Clay-Battelle Senior Center	9	6.81	123	93.18
52	Olive United Methodist Ch Anx	23	16.54	116	83.45
53	Daybrook Elementary School	30	18.86	129	81.13
54	Jakes Run Elementary School - Gym	44	20.95	166	79.04
55	Core Community Center Inc.	30	19.48	124	80.51
56	Hagans Christian Church	2	4.00	48	96.00
58	Sugar Grove Presbyterian Church	6	9.67	56	90.32
59	Smithtown School Community Center	40	13.20	263	86.79
60	Johnson Chapel Um Church	37	24.02	117	75.97
61A	Ridgedale School Library	63	25.00	189	75.00
61B	Ridgedale School Library	43	22.75	146	77.24
62A	Browns-Halleck Community Center	31	16.75	156	83.42
62B	Browns-Halleck Community Center	29	16.95	142	83.04
63	Cool Springs Elementary School	10	7.35	126	92.64

Precinct No.	Location	For	Percent	Against	Percent
64	Booth Union Church Social Room	12	9.30	117	90.69
67	Arnettville School Gym	22	9.60	207	90.39
68	Laurel Pt Meth Church – Fellowship Hall	33	12.35	234	87.64
69	Waitman Barbe School	18	7.25	230	92.74
70	Westover Elementary School	29	17.36	138	82.63
71	Westover City Hall	36	17.64	168	82.35
72	Riverside Elementary School	18	16.21	93	83.78
73	Morgan Heights Community Bldg	37	16.81	183	83.18
74	Granville VFD	13	9.55	123	90.44
75	Westover Elementary School	31	20.00	124	80.00
76	Timberline Apts	10	33.33	20	66.66
77A	Tyrone Un Meth Church – Downstairs	152	48.25	163	51.74
77B	Tyrone Un Meth Church – Upstairs	118	42.14	162	57.85
78A	Cheat Lake Elementary	113	52.13	103	47.68
78B	Cheat Lake Elementary	52	42.18	74	57.81

Precinct No.	Location	For	Percent	Against	Percent
79A	Cheat Lake VFD	97	40.12	144	59.75
79B	Cheat Lake VFD	134	42.94	178	57.05
80	Easton School - Cafeteria	82	34.89	153	65.10
81	Stewartstown Community Bldg	109	45.04	133	54.95
82	Calvary Um Ch Fellowship Room	50	28.73	124	71.26
83A	Canyon Presbyterian Church	68	39.30	105	60.69
83B	Canyon Presbyterian Church	63	40.12	94	59.87
84	North Elementary School – Commons	49	32.45	102	67.54
85	Mountainview Elementary School	17	20.98	64	79.01
86	North Elementary School – Commons	130	52.84	116	47.15
87A	Chestnut Hills Apts Party Room	61	51.26	58	48.73
87B	Chestnut Hills Apts Party Room	47	45.19	57	54.80
88	Chestnut Ridge Commons Bed & Breakfast Conference Room 1000 Stewartstown Road	82	43.61	106	56.38
90	St. Mary's Catholic Church – Music Room	73	49.32	75	50.67
91	North Elementary School – Commons	99	46.69	113	53.30

Precinct No.	Location	For	Percent	Against	Percent
92	St. Elizabeth Ann Seton Church – Music Room	42	18.26	188	81.73

Total For Levy.....4, 398 28. 19%

Against The Levy.....11, 203 71. 80%

**OPTICAL SCANNING EQUIPMENT
PUBLIC INSPECTION**

Friday, February 18, 2000
1:30 p.m.

PRESENT: John W. Pyles, President
Betty L. Wiley, Commissioner
Robert "Bob" Bell, Commissioner
Brian Delligotti, Intern County Commissioner
Michael A. Oliverio, Monongalia County Clerk
Betty Tennant, April Davies, Jodi Maraney, Rennetta McClure,
Sharon LeMasters, Lois Davis, County Deputy Clerks
Gary Furbee, Assistant, Patsy DeChristopher, Deputy
Jean Friend, Monongalia Circuit Clerk
Donna Kisner, Deputy Circuit Clerk
Nancy Walker, Steve Cook, Stacy L. Groscup, School Board Member
Bader Giggenbach, Ballot Commissioner
Steve Higgins, Ballot Commissioner


In accordance with West Virginia State Code 3-4A-13 & 26, the members of the Monongalia County Commission convened at the Office of the Monongalia County Clerk with the ballot commissioners present at 1:30 o'clock P.M., where the Optical Scanners are stored, and prepared as required by law, and further found the Optical Scanners, Accumulator and Program Deck to be in proper order, and affixed signatures to a written attesting document.

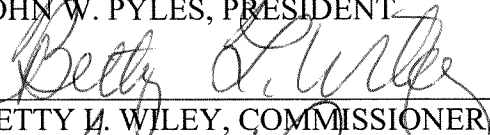
**OPTICAL SCANNING EQUIPMENT
PUBLIC INSPECTION
CERTIFICATION #1**


WV CODE 3-4A-26

We, the undersigned members of the Monongalia County Commission convened at the Office of the Monongalia County Clerk where the Optical Scanners are stored and having examined the Optical Scanners, do determine they have been prepared as required by law.

Following the test, we find the Optical Scanner, Accumulator and Program Deck for the February 26, 2000 School Bond Election to be in proper order, free from error and endorse our approval by affixing our signature hereto.



JOHN W. PYLES, PRESIDENT


BETTY L. WILEY, COMMISSIONER


ROBERT "BOB" BELL COMMISSIONER

Date: February 18, 2000


ATTEST: 

MONONGALIA COUNTY CLERK

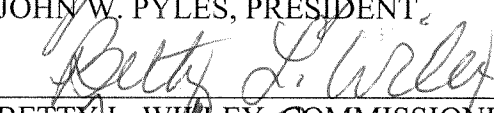
**OPTICAL SCANNING EQUIPMENT
TESTING PRIOR TO OFFICIAL COUNT
CERTIFICATION TEST #2**

WV CODE 3-4A-26

In accordance with West Virginia State Code 3-4A-26, the members of the Monongalia County Commission repeated the test of the Optical Scanning Equipment immediately before the start of the official county of the February 26, 2000 School Bond Election and found to be free from error and affixed signatures to a written certification dated this 26 day of February , 2000.



JOHN W. PYLES, PRESIDENT




BETTY L. WILEY, COMMISSIONER



ROBERT "BOB" BELL, COMMISSIONER

Date: February 26, 2000


ATTEST: 

MONONGALIA COUNTY CLERK


**OPTICAL SCANNING EQUIPMENT
TESTING AT CONCLUSION OF OFFICIAL COUNT
TEST CERTIFICATION #3**

WV CODE 3-4A-26


In accordance with West Virginia State Code 3-4a-26, the members of The Monongalia County Commission repeated the test of the Optical Scanning Equipment immediately at the conclusion of the official counting of the February 26, 2000 School Bond Election and found to be free from error and affixed signatures to a written certification date this 26th day of February , 2000.



JOHN W. PYLES, PRESIDENT



BETTY L. WILEY, COMMISSIONER



ROBERT "BOB" BELL, COMMISSIONER

Date: February 26, 2000

ATTEST: Michael A. Olverio
MONONGALIA COUNTY CLERK

**SCHOOL LEVY ELECTION
FEBRUARY 26, 2000**

**FRIDAY, MARCH 3, 2000
10:00 A.M.**

PRESENT: John W. Pyles President
Betty L. Wiley, Commissioner
Robert "BoB" Bell, Commissioner

The Monongalia County Commission and the Monongalia County School Board, meeting as ex officio Board of Canvassers, convened in the Voter Registration office for the purpose of beginning procedures to ascertain the results of the February 26, 2000, School Levy Election. The following persons were present to assist the Board of Canvassers:

Michael J. Vetere, Superintendent of Schools
Nancy Walker, Board of Education Member
Anthony Derry, Board of Education Member
Stephen L. Cook, Board of Education Member

Michael A. Olverio, Monongalia County Clerk
April Davies, Renetta McClure, Jodi Maraney,
Lois Davis, Betty Tennant, Deputy Clerks,
Cheryl Kisner Deputy Circuit Clerk
Debbie McGinnis Secretary of County Commission
Bill Bonsall, Republican Tally Clerk
Billy L Coffindaffer, Republican Tally Clerk
Monte Maxwell, Dominion Post Reporter
Gary Furbee, Assistant
Brandon Sheets, Assistant

Cheryl Kisner of Circuit Clerk's Office delivered twenty three absentee ballots and two challenged ballots post marked February 26, 2000 and received March 3, 2000.

A motion was made by John W. Pyles to clarify the statement "Vote Both Sides" that appeared on the front of ballots. This statement caused confusion with the voter.

The Board proceeded to randomly select, by the drawing of precinct numbers, five (5) precincts for manual counting of the ballots. The following precincts were selected with the votes tallied, each verified to the Statement of Ballots Used and the Summary Report generated by the Optical Scanner.

Precinct 64
Precinct 20
Precinct 78B
Precinct 60
Precinct 29

Canvassing Board divided into five teams for the manual counting of precincts. The teams are listed below:

- Team 1 – John Pyles, Nancy Walker, Bill Bonsall
- Team 2 - Robert “Bob” Bell, Billy Coffindaffer, Betty Tennant
- Team 3 - Jodi Maraney, Brandon Sheets, Anthony Derry
- Team 4 - Renneta McClure, Michael J, Vetere, Steve Cook
- Team 5 - April Davies, Betty Wiley, Debbie McGinnis

The Board proceeded to compare regular ballots and number of absentee, number of spoiled and challenged as reported on Statement of Ballots Used with the total number of ballots cast.

A motion was made by Commissioner Wiley and seconded by Commissioner Bell unanimously carried to allow and disallow the Challenge ballots as per the following chart.

The comparison of Regular Ballots, Absentee Ballots, Spoiled Ballots and Challenged Ballots are as follows:

Precinct No.	Poll Tickets	Ballots Counted	Challenged Ballots	Allowed	Disallowed
01	351	339	12	4	8
02	296	296	0	0	0
03	195	192	3	0	3
04	325	321	4	1	3 – 2 spoiled ballots
05	211	205	6	1	5
06	55	43	11	8	3 – 1 spoiled ballots
07	67	64	3	2	1
08	211	207	4	3	1
09	138	134	4	4	1
10	21	20	1	2	0 – 1 addtl challenge
12	44	42	2	1	1 – 1 spoiled ballot
13	70	67	3	3	0
14	115	112	3	2	1
15	231	221	10	7	4 – 1 spoiled ballot 1 auto vote
16	192	186	6	4	2 – 2 spoiled ballot
17	138	134	4	2	2
18	21	16	5	3	2
20	59	56	3	2	1

Precinct No.	Poll Tickets	Ballots Counted	Challenged Ballots	Allowed	Disallowed
21	83	81	2	2	0
22	26	21	5	5	0
23	247	242	5	1	4
24	255	252	3	1	2 – 1 spoiled ballot
25	232	231	1	1	0 – 1 spoiled ballot
26	180	174	6	6	0 – 1 spoiled ballot
27	186	184	2	2	0
28	175	172	3	3	0
29	236	235	1	1	0
30	112	111	1	1	0
31	236	231	5	2	3
32	131	128	3	0	2 – 1 empty envelope
33	261	248	12	3	9 – 1 spoiled ballot
34	235	233	2	1	1
35	136	133	4	4	0 – 1 spoiled ballot
36	111	106	4	4	0
37	219	215	4	2	2
38A	312	302	10	8	2
38B	264	254	10	9	1
39	210	203	7	5	2
40	127	125	1	3	0 – 1 spoiled ballot 2 auto vote
41	104	104	0	0	
42	174	170	3	3	0 – 1 spoiled ballot
44	291	279	12	8	4
46	140	138	6	2	4
47	161	157	4	2	2
48	82	73	9	2	7
49	69	64	5	3	2

Precinct No.	Poll Ticket	Ballots Counted	Challenged Ballots	Allowed	Disallowed
51	135	135	0	0	0
52	139	135	4	3	1
53	165	161	4	1	3 – 1 spoiled ballot
54	215	212	3	2	1
55	152	149	3	3	0
56	52	50	2	0	2
58	62	61	1	1	0
59	308	305	3	3	0
60	161	155	5	2	3 – 1 spoiled ballot
61A	265	253	12	9	3
61B	193	188	4	4	0 – 1 spoiled ballot
62A	199	184	14	3	11 – 1 spoiled ballot
62B	175	169	6	3	3
63	144	140	4	1	3
64	131	129	1	1	0 – 1 spoiled ballot
67	242	228	14	9	5 – 2 spoiled ballot
68	270	268	2	2	0
69	260	254	6	3	3
70	169	163	6	5	1
71	219	211	8	3	5
72	128	127	1	0	1
73	231	226	5	5	0
74	138	130	7	6	1 – 1 spoiled ballot
75	164	154	10	6	4
76	33	29	4	3	1
77A	320	313	7	5	2 – 1 auto vote
77B	277	275	2	2	0 – 3 spoiled ballot

Precinct No.	Poll Ticket	Ballots Counted	Challenged Ballots	Allowed	Disallowed
78A	236	197	22	8	14
78B	139	126	13	4	9
79A	241	234	7	6	1
79B	323	313	10	4	6
80	238	234	4	4	0 -1 auto vote
81	249	245	4	3	1 -1 auto vote
82	175	174	3	3	0
83A	238	234	6	3	3
83B	158	153	5	4	1
84	156	153	3	0	3
85	83	83	0	0	
86	254	243	10	5	5
87A	122	118	3	3	0
87B	104	102	2	2	0
88	194	187	7	5	2
90	150	148	2	2	0
91	213	208	5	2	3
92	232	230	2	2	0

There were (5) Auto Votes for this election. All (5) Auto Votes were allowed. This is voting from your car because of a disability. For specific precinct locations on these see the above list.

The challenged Ballot envelopes returned to the County Clerk on election night were opened. It was determined that there were (460) Challenged Ballots cast. There were (23) Absentee Ballots received by the Circuit Clerk's Office which were presented to the Board of Canvassers. The Board of Canvassers ordered a synopsis from the County Clerk to determine the validity of the (460) Challenged and (23) Absentee Ballots.

A motion was duly made by President Pyles, seconded by Commissioner Wiley, and unanimously carried, to recess the Board of Canvass at 12:50 o'clock P.M. and to reconvene at 10:00 o'clock A.M, on Monday, March 6, 2000 to determine the validity of the Challenged and Absentee ballots.

Monday, March 6, 2000
10:00 A.M.

The Monongalia County Commission and School Board, meeting as ex officio Board of Canvassers, reconvened Monday, March 6, 2000 at 10:00 o'clock A.M. in the Voter Registration Room for the purpose of continuing to ascertain the results of February 26, 2000 School Levy Election.

The following persons were present to assist the Board of Canvassers:

Bill Bonsall, Resolution Board Member	Betty L. Wiley, Commissioner
Michael Vetere, Superintendent of Schools	Robert Bell, Commissioner
Anthony Derry, Board of Education Member	
Nancy Walker, Board of Education Member	
Stacy L. Groscup, Board of Education Member	

Michael A. Oliverio, County Clerk
Betty Tennant, Jodi Maraney, April Davies, Renetta McClure, Lois Davis
Deputy Clerks, Gary Furbee, Brandon Sheets Assistants

The Board proceeded to determine the validity of the challenged ballots cast in the February 26, 2000 School Levy Election. Of the 460 Challenged and 23 Absentee Ballots cast and 5 Auto Vote Ballots cast, 281 were allowed, and 184 were disallowed (See breakdown below).

Allowed

141 pollclerks working outside their precincts
121 moved 30 days before election
15 Absentee Ballots
1 allowed per Prosecuting Attorney's Office because clerk and or voter has a restraining order.
1 allowed after research proved it was cancelled by mistake per Secretary of State
5 Auto Vote allowed per Monongalia County Commission.

Disallowed

104 not registered
67 wrong precinct
11 wrong address
1 empty envelope

The Board of Canvassers proceeded to shuffle the envelopes, number the outer and inner envelopes, open and place face down the Challenged and Absentee ballots to be tabulated by the Optical Scanner. The ballots were secured under lock & key.

A motion was made by Commissioner Wiley and seconded by Commissioner Bell and unanimously carried to recess the Board of Canvassers at 12:28 P.M. and to reconvene at 1:50 P.M. for the purpose of tabulating on the Optical Scanner the Challenged and Absentee ballots.

The Monongalia County Commission and School Board meeting as ex officio Board of Canvassers, reconvened in the Voter Registration Room at 1:50 P.M. on March 6, 2000 to continue the canvassing of School Bond Election on February 26, 2000.

The following persons were present to assist the Board of Canvassers:

Michael Vetere, Superintendent of Schools	Betty Tennant, Deputy Clerk
---	-----------------------------

Anthony Derry, Board of Education Member
 Betty L. Wiley, County Commissioner
 Robert "Bob" Bell, County Commissioner
 Michael Oliverio, County Clerk
 Sharon Lemasters, Deputy Clerk

Jodi Maraney, Deputy Clerk
 Renetta McClure, Deputy Clerk
 April Davies, Deputy Clerk
 Lois Davis, Deputy Clerk
 Gary Furbee, Assistant

Following are the total Challenged and Absentee votes cast by all precincts:

Yes	73	24.82%
No	221	75.17%
Blank Ballots	11	
Auto Vote	5	

These were then added to the ballots counted on Election Day.

The Board proceeded to tally Challenged and Absentee ballots, seal in envelopes by precinct and envelopes were then signed by each member of the Board.

Following are the total votes cast at each precinct as determined by the Board Of Canvassers with the comparison of Poll Ticketes and Ballots counted:

Precinct No.	Location	For	Percent	Against	Percent
01	Mgtn Ch of God - Madigan Ave	79	24.01	250	75.98
02	Central Fire Station - South High	70	23.97	222	76.02
03	Bd Education Building South High Street	105	54.97	86	45.02
04	Morgantown High School Room 205	137	43.49	178	56.50
05	Morgantown High School Room 206	113	55.12	92	44.87
06	Morgantown High School Room 210	17	34.00	33	66.00
07	Morgantown High School Room 208	14	20.89	53	79.10
08	Morgantown High School Room 204	84	41.37	119	58.62
09	New Maintenance Shop - Brockway	41	30.14	95	69.85
10	Monongalia Co Center - Front Lobby	5	22.72	17	77.27
12	University High School - Gym Lobby	5	11.62	38	88.37

Precinct No.	Location	For	Percent	Against	Percent
13	Central Elementary School	20	28.98	49	71.01
14	Central Elementary School	35	30.70	79	69.29
15	Woodburn Elementary School	66	29.33	159	70.66
16	Wiles Hill Elementary	84	43.97	107	56.02
17	Wiles Hill Elementary	44	32.35	92	67.64
18	Stansbury Hall – WVU Lower Level	7	36.84	12	63.15
20	Seneca Center – Upper Level	9	15.51	49	84.48
21	St Francis Catholic School	41	49.39	42	50.60
22	Monongalia Co Health Department	8	33.33	16	66.66
23	Suncrest Elementary School	119	49.58	121	50.41
24	Suncrest Elementary School	100	39.37	154	60.62
25	Star City VFD	45	19.56	185	80.43
26	Suncrest Middle School Café	64	35.95	114	64.04
27	Suncrest Elementary School – Café	70	37.63	116	62.36
28	WVU Creative Arts Ctr	64	36.36	112	63.63
29	Star City VFD	25	17.12	121	82.87
30	Sabraton Baptist Church	9	8.03	103	91.96
31	Sabra Meth-Ch Rm Darst Street	27	11.84	201	88.15
32	Woodland Church	15	11.62	114	88.37
33	Rock Forge Neighborhood House	65	26.31	182	73.68
34	Mellon Chapel Ch Cmtry Assoc Bldg	44	19.29	184	80.70

Precinct No.	Location	For	Percent	Against	Percent
35	Mountainview Elementary School	19	13.97	117	86.02
36	North Elementary School – Kitchen	55	50.92	53	49.07
37	Summers Elementary School	25	11.79	187	88.20
38A	Brookhaven School Gym	78	25.57	227	74.42
38B	Brookhaven School Gym	68	25.56	198	74.43
39	Healthsouth Mtview Rehab Hospital	100	49.01	104	50.98
40	Wilma Shriver's Garage	21	17.21	101	82.78
41	Cross Roads Community Center	19	18.81	82	81.18
42	Wadestown Fire Department	24	13.87	149	86.12
44	Lazzelle Union Elementary School	35	12.68	241	87.31
46	St. Ursulas – Lower Level	13	9.62	122	90.37
47	Scott's Run VFD	3	1.96	150	98.03
48	Scott's Run Settlement House	3	4.16	69	95.83
49	Fort Martin Um Church	8	12.12	58	87.87
51	Clay-Battelle Senior Center	9	6.81	123	93.18
52	Olive United Methodist Ch Anx	23	16.54	116	83.45
53	Daybrook Elementary School	30	18.86	129	81.13
54	Jakes Run Elementary School - Gym	44	20.95	166	79.04
55	Core Community Center Inc.	30	19.48	124	80.51
56	Hagans Christian Church	2	4.00	48	96.00

Precinct No.	Location	For	Percent	Against	Percent
58	Sugar Grove Presbyterian Church	6	9.67	56	90.32
59	Smithtown School Community Center	40	13.20	263	86.79
60	Johnson Chapel Um Church	37	24.02	117	75.97
61A	Ridgedale School Library	63	25.00	189	75.00
61B	Ridgedale School Library	43	22.75	146	77.24
62A	Browns-Halleck Community Center	31	16.75	156	83.42
62B	Browns-Halleck Community Center	29	16.95	142	83.04
63	Cool Springs Elementary School	10	7.35	126	92.64
64	Booth Union Church Social Room	12	9.30	117	90.69
67	Arnettville School Gym	22	9.60	207	90.39
68	Laurel Pt Meth Church – Fellowship Hall	33	12.35	234	87.64
69	Waitman Barbe School	18	7.25	230	92.74
70	Westover Elementary School	29	17.36	138	82.63
71	Westover City Hall	36	17.64	168	82.35
72	Riverside Elementary School	18	16.21	93	83.78
73	Morgan Heights Community Bldg	37	16.81	183	83.18
74	Granville VFD	13	9.55	123	90.44
75	Westover Elementary School	31	20.00	124	80.00
76	Timberline Apts	10	33.33	20	66.66
77A	Tyrone Un Meth Church – Downstairs	152	48.25	163	51.74
77B	Tyrone Un Meth Church – Upstairs	118	42.14	162	57.85

Precinct No.	Location	For	Percent	Against	Percent
78A	Cheat Lake Elementary	113	52.13	103	47.68
78B	Cheat Lake Elementary	52	42.18	74	57.81
79A	Cheat Lake VFD	97	40.12	144	59.75
79B	Cheat Lake VFD	134	42.94	178	57.05
80	Easton School - Cafeteria	82	34.89	153	65.10
81	Stewartstown Community Bldg	109	45.04	133	54.95
82	Calvary Um Ch Fellowship Room	50	28.73	124	71.26
83A	Canyon Presbyterian Church	68	39.30	105	60.69
83B	Canyon Presbyterian Church	63	40.12	94	59.87
84	North Elementary School – Commons	49	32.45	102	67.54
85	Mountainview Elementary School	17	20.98	64	79.01
86	North Elementary School – Commons	130	52.84	116	47.15
87A	Chestnut Hills Apts Party Room	61	51.26	58	48.73
87B	Chestnut Hills Apts Party Room	47	45.19	57	54.80
88	Chestnut Ridge Commons Bed & Breakfast Conference Room 1000 Stewartstown Road	82	43.61	106	56.38
90	St. Mary's Catholic Church – Music Room	73	49.32	75	50.67
91	North Elementary School – Commons	99	46.69	113	53.30
92	St. Elizabeth Ann Seton Church – Music Room	42	18.26	188	81.73
Total For Levy.....		4,398		28.19%	
Against The Levy.....		11,203		71.80%	

Blank Ballots Dropped in Ballot
Box Not Voted..... 11

Total Ballots Cast.....15, 838


The Board of Canvassers recessed at 2:15 P.M., having completed the counting and tabulating of the Challenged, Absentee and Auto Vote ballots and publicly declare the results of the School Bond Election. The Board will reconvene on Wednesday, March 8, 2000 at 4:00 P.M., to Certify the Results of the February 26, 2000 School Bond Election.

Commissioner of the County Commission & ex officio Board of Canvassers in and for Monongalia County, West Virginia


**Wednesday, March 8, 2000
4:00 P.M.**

The board of Canvassers certified the actual yes/no votes received in the February 26, 2000 School Bond Election as 4,398 for the Bond, and 11,203 against the levy and signed the Certificate of Results of said election, with Monongalia County.


The Board of Canvassers adjourned sine die.



John W. Pyles, President




Betty L. Wiley, Commissioner



Robert "Bob" Bell, Commissioner



Michael A. Oliverio County Clerk



Nancy A. Walker U. Pres.
School Board Member



School Board Member



School Board Member



School Board Member



Superintendent

Commissioners of the County Commission & ex officio Board of Canvassers in and for Monongalia County, West Virginia

School Bond Election

Precinct No.	Location	For	Percent	Against	Percent
01	Mgtn Ch of God - Madigan Ave	79	24.01	250	75.98
02	Central Fire Station - South High	70	23.97	222	76.02
03	Bd Education Building South High Street	105	54.97	86	45.02
04	Morgantown High School Room 205	137	43.49	178	56.50
05	Morgantown High School Room 206	113	55.12	92	44.87
06	Morgantown High School Room 210	17	34.00	33	66.00
07	Morgantown High School Room 208	14	20.89	53	79.10
08	Morgantown High School Room 204	84	41.37	119	58.62
09	New Maintenance Shop - Brockway	41	30.14	95	69.85
10	Monongalia Co Sr. Center - Front Lobby	5	22.72	17	77.27
12	University High School - Gym Lobby	5	11.62	38	88.37
13	Central Elementary School	20	28.98	49	71.01
14	Central Elementary School	35	30.70	79	69.29
15	Woodburn Elementary School	66	29.33	159	70.66
16	Wiles Hill Elementary	84	43.97	107	56.02

Precinct No.	Location	For	Percent	Against	Percent
17	Wiles Hill Elementary	44	32.35	92	67.64
18	Stansbury Hall – WVU Lower Level	7	36.84	12	63.15
20	Seneca Center – Upper Level	9	15.51	49	84.48
21	St Francis Catholic School	41	49.39	42	50.60
22	Monongalia Co Health Department	8	33.33	16	66.66
23	Suncrest Elementary School	119	49.58	121	50.41
24	Suncrest Elementary School	100	39.37	154	60.62
25	Star City VFD	45	19.56	185	80.43
26	Suncrest Middle School Café	64	35.95	114	64.04
27	Suncrest Elementary School	70	37.63	116	62.36
28	WVU Creative Arts Ctr	64	36.36	112	63.63
29	Star City VFD	25	17.12	121	82.87
30	Sabraton Baptist Church	9	8.03	103	91.96
31	Sabra Meth-Ch Rec Rm Darst Street	27	11.84	201	88.15
32	Woodland Church	15	11.62	114	88.37
33	Rock Forge Neighborhood House	65	26.31	182	73.68

Precinct No.	Location	For	Percent	Against	Percent
34	Mellon Chapel Ch Cmtry Assoc Bldg	44	19.29	184	80.70
35	Mountainview Elementary School	19	13.97	117	86.02
36	North Elementary School – Kitchen	55	50.92	53	49.07
37	Summers Elementary School	25	11.79	187	88.20
38A	Brookhaven School Gym	78	25.57	227	74.42
38B	Brookhaven School Gym	68	25.56	198	74.43
39	Healthsouth Mtview Rehab Hospital	100	49.01	104	50.98
40	Wilma Shriver's Garage	21	17.21	101	82.78
41	Cross Roads Community Center	19	18.81	82	81.18
42	Wadestown Fire Department	24	13.87	149	86.12
44	Lazzelle Union Elementary School	35	12.68	241	87.31
46	St. Ursulas – Lower Level	13	9.62	122	90.37
47	Scott's Run VFD	3	1.96	150	98.03
48	Scott's Run Settlement House	3	4.16	69	95.83
49	Fort Martin Um Church	8	12.12	58	87.87

Precinct No.	Location	For	Percent	Against	Percent
51	Clay-Battelle Senior Center	9	6.81	123	93.18
52	Olive United Methodist Ch Anx	23	16.54	116	83.45
53	Daybrook Elementary School	30	18.86	129	81.13
54	Jakes Run Elementary School - Gym	44	20.95	166	79.04
55	Core Community Center Inc.	30	19.48	124	80.51
56	Hagans Christian Church	2	4.00	48	96.00
58	Sugar Grove Presbyterian Church	6	9.67	56	90.32
59	Smithtown School Community Center	40	13.20	263	86.79
60	Johnson Chapel Um Church	37	24.02	117	75.97
61A	Ridgedale School Library	63	25.00	189	75.00
61B	Ridgedale School Library	43	22.75	146	77.24
62A	Browns-Halleck Community Center	31	16.75	156	83.42
62B	Browns-Halleck Community Center	29	16.95	142	83.04
63	Cool Springs Elementary School	10	7.35	126	92.64

Precinct No.	Location	For	Percent	Against	Percent
64	Booth Union Church Social Room	12	9.30	117	90.69
67	Arnettville School Gym	22	9.60	207	90.39
68	Laurel Pt Meth Church – Fellowship Hall	33	12.35	234	87.64
69	Waitman Barbe School	18	7.25	230	92.74
70	Westover Elementary School	29	17.36	138	82.63
71	Westover City Hall	36	17.64	168	82.35
72	Riverside Elementary School	18	16.21	93	83.78
73	Morgan Heights Community Bldg	37	16.81	183	83.18
74	Granville VFD	13	9.55	123	90.44
75	Westover Elementary School	31	20.00	124	80.00
76	Timberline Apts	10	33.33	20	66.66
77A	Tyrone Un Meth Church – Downstairs	152	48.25	163	51.74
77B	Tyrone Un Meth Church – Upstairs	118	42.14	162	57.85
78A	Cheat Lake Elementary	113	52.13	103	47.68
78B	Cheat Lake Elementary	52	42.18	74	57.81

Precinct No.	Location	For	Percent	Against	Percent
79A	Cheat Lake VFD	97	40.12	144	59.75
79B	Cheat Lake VFD	134	42.94	178	57.05
80	Easton School - Cafeteria	82	34.89	153	65.10
81	Stewartstown Community Bldg	109	45.04	133	54.95
82	Calvary Um Ch Fellowship Room	50	28.73	124	71.26
83A	Canyon Presbyterian Church	68	39.30	105	60.69
83B	Canyon Presbyterian Church	63	40.12	94	59.87
84	North Elementary School – Commons	49	32.45	102	67.54
85	Mountainview Elementary School	17	20.98	64	79.01
86	North Elementary School – Commons	130	52.84	116	47.15
87A	Chestnut Hills Apts Party Room	61	51.26	58	48.73
87B	Chestnut Hills Apts Party Room	47	45.19	57	54.80
88	Chestnut Ridge Commons Bed & Breakfast Conference Room 1000 Stewartstown Road	82	43.61	106	56.38
90	St. Mary's Catholic Church – Music Room	73	49.32	75	50.67
91	North Elementary School – Commons	99	46.69	113	53.30

Precinct No.	Location	For	Percent	Against	Percent
92	St. Elizabeth Ann Seton Church – Music Room	42	18.26	188	81.73

Total For Levy.....4, 398 28. 19%

Against The Levy.....11, 203 71. 80%